

Fitting for pivoting, folding, and lateral sliding in of wooden doors up to 25 kg per door. Enables multi-functional room design, paired with a flush-fitting design.

Product highlights



Comfort

The entire furniture front can be folded and slid in easily with one hand



Aesthetics

Supports trends in modern interior design towards flush-fitting, floor-to-ceiling and accessible solutions

Technical specifications



Max.

25 kg (55 lbs.)



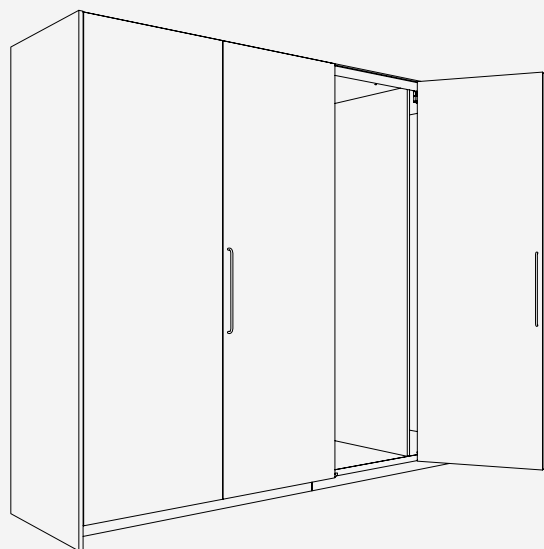
1250–2600 mm (4'1 7/32" to 8'6 3/8")



300–700 mm (11 13/16" to 2'3 9/16")

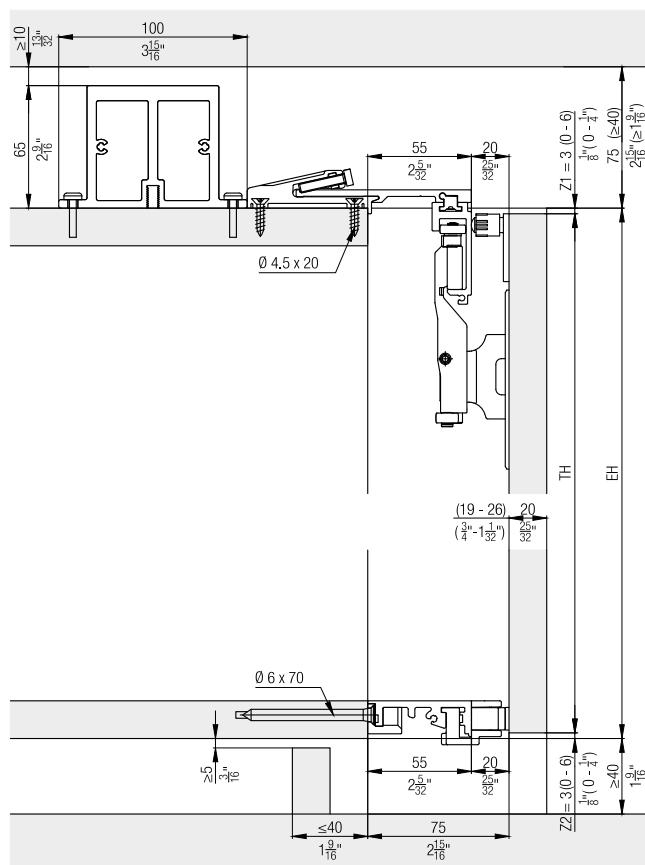
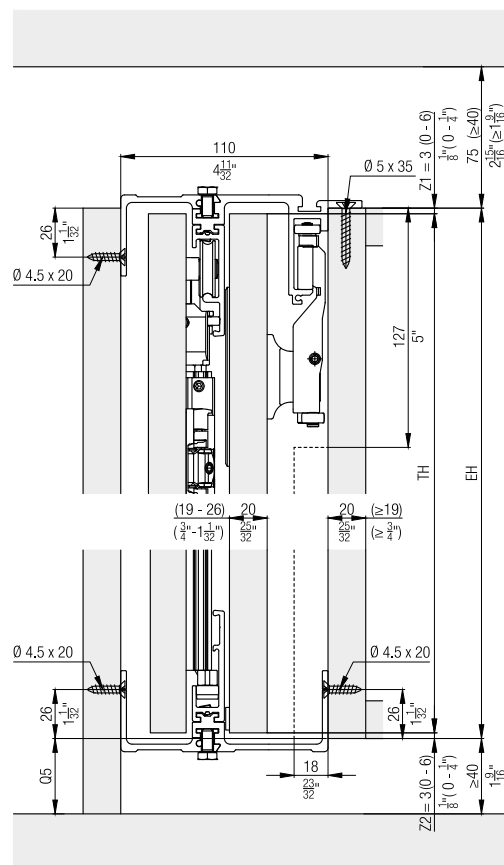


19–26 mm (3/4" to 1 1/32")













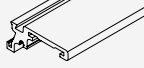
Installation examples

Front-hung cabinet fronts with base profile, 2 and 4 doors



Set for 1 pair of folding doors,
door height 1250 to 1850 mm (4'1 7/32" to 6' 27/32")

	No.
Hawa Folding Concepta 25, left, aluminum, anodized, for 1 pair of folding doors	27636
Hawa Folding Concepta 25, right, aluminum, anodized, for 1 pair of folding doors	27637
Hawa Folding Concepta 25, left, aluminum, black anodized, for 1 pair of folding doors	27640
Hawa Folding Concepta 25, right, aluminum, black anodized, for 1 pair of folding doors	27641

		27636	27637	27640	27641	No.
Set consisting of:						
	Scissor action, complete, 900 mm (2'11 7/16"), steel, zinc-plated	1	1	1	1	24087
	Two-wheeled running gear, height-adjustable, zinc-plated matt	1	1	1	1	24686
	Single-wheeled running gear, for folding door, nickel-plated	1	1	1	1	24054
	Concealed press-fit cup, matt nickel-plated	1	1	1	1	23409
	Concealed hinge with damper, nickel-plated, 3 pieces	1	1	1	1	27654
	Concealed centre hinge, steel, dull nickel finish, 3 pieces	1	1	1	1	24088
	Set of screws for concealed hinges, PH 4x20 mm (25/32")	1	1	1	1	25936
	Rear scissor bearing, left, steel, zinc-plated	1		1		24117
	Rear scissor guide, aluminum, anodized	1	1	1	1	25600
	Front scissor guide, aluminum, anodized	1	1	1	1	25592
	Upright, 1800 mm (5'10 7/8"), aluminum, anodized	1	1	1	1	22055

Continued table on next column

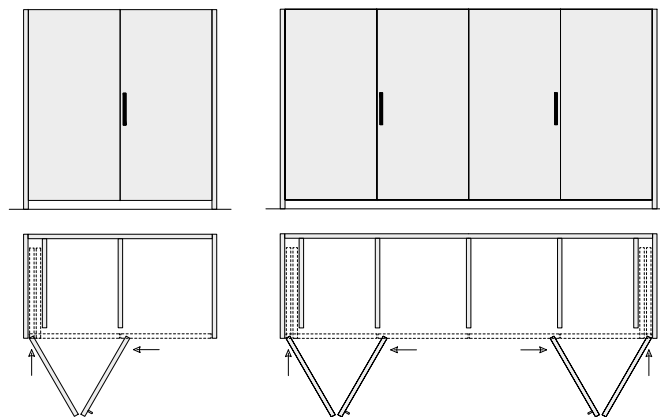
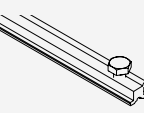
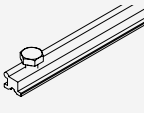
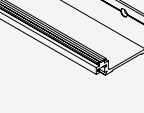
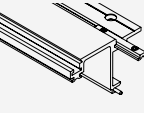
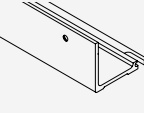
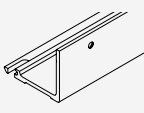


Table continued from previous column

	Connector connecting profile, bottom left/top right, 500 mm (1'7 11/16"), aluminum, anodized	1	1	1	1	24170
	Connector connecting profile, bottom right/top left, 500 mm (1'7 11/16"), aluminum, anodized	1	1	1	1	24171
	Interior connector, bottom left, 645 mm (2'1 13/32"), aluminum, anodized	1		1		24021
	Interior connector, top left, 645 mm (2'1 13/32"), aluminum, anodized	1		1		24107
	Exterior connector, bottom left/top right, 645 mm (2'1 13/32"), aluminum, anodized	1	1	1	1	24027
	Exterior connector, bottom right/top left, 645 mm (2'1 13/32"), aluminum, anodized	1	1	1	1	24028

Continued table on next page

Table continued from previous page

	Running track, left, 748 mm (2'5 7/16"), aluminum, anodized	1	1		24744
	Bottom guide channel, left, 748 mm (2'5 7/16"), aluminum, anodized	1	1		24746
	Running track, with left-hand curve piece, 1420 mm (4'7 29/32"), aluminum, anodized	1			24070
	Adapter for running track, plastic, anthracite, 4 pieces	1	1	1	23645
	Brush guide, plastic, black, set of 3 pieces	1	1	1	25815
	Covering screen for door clearance, 1870 mm (6'1 5/8"), aluminum, anodized	1	1		23540
	Soft closing system for end position, with cover caps, plastic, black	1	1	1	25887
	Pivot door damper, plastic, anthracite-gray	1	1	1	24063
	Upright guide, rattle proof, with plastic rollers	1	1	1	25656
	Stop cover cap, Hawa Folding Concepta, depth adjustable, top left/bottom right	1	1	1	27659
	Stop cover cap, Hawa Folding Concepta, depth adjustable, top right/bottom left	1	1	1	27660
	Cover plates, stainless steel, 1 pair	1	1		24739
	Stop bumper adjustable, plastic, anthracite-grey	1	1	1	23562


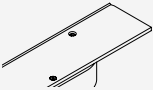
Continued table on next column

Table continued from previous column

	Fixing parts for covering screen for door clearance, of 3 pieces	1	1	1	23990
	Screw set, 4.5x20 mm, 40 pieces	1	1	1	24032
	Screw set, 5x35 mm, 4 pieces	1	1	1	24111
	Allen key, with handle, 3 mm (1/8")	1	1	1	13164
	Rear scissor bearing, right, galvanized steel		1	1	24097
	Interior connector, bottom right, 645 mm (2'1 13/32"), aluminum, anodized		1	1	24022
	Interior connector, top right, 645 mm (2'1 13/32"), aluminum, anodized		1	1	24108
	Running track, right, 748 mm (2'5 7/16"), aluminium, anodized		1	1	24745
	Bottom guide channel, right, 748 mm (2'5 7/16"), aluminium, anodized		1	1	24747
	Running track, with right-hand curve piece, aluminium, anodized		1		24071
	Running track, with left-hand curve piece, 1420 mm (4'7 29/32"), aluminum, black anodized			1	25484
	Covering screen for door clearance, 1870 mm (6'1 5/8"), aluminum, black anodized		1	1	25567

Continued table on next page








Table continued from previous page

	Cover plates, stainless steel, black, 1 pair			1	1	25865
	Running track, with right-hand curve piece, 1420 mm (4'7 29/32"), aluminum, black anodized				1	25485

**Set for 1 pair of folding doors,
door height 1851 to 2600 mm (6' 7/8" to 8'6 3/8")**

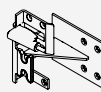


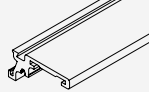
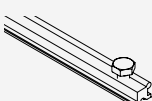
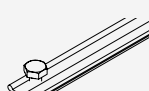
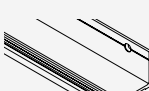
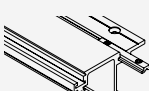
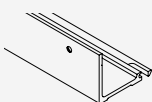
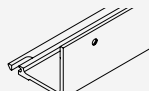
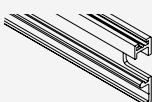
	No.
Hawa Folding Concepta 25, left, aluminum, anodized, for 1 pair of folding doors	27638
Hawa Folding Concepta 25, right, aluminum, anodized, for 1 pair of folding doors	27639
Hawa Folding Concepta 25, left, aluminum, black anodized, for 1 pair of folding doors	27642
Hawa Folding Concepta 25, right, aluminum, black anodized, for 1 pair of folding doors	27643

Set consisting of:

		27638	27639	27642	27643	No.
	Scissor action complete, 1500 mm (4'11 1/16"), steel, galvanized	1	1	1	1	22594
	Two-wheeled running gear, height-adjustable, zinc-plated matt	1	1	1	1	24686
	Single-wheeled running gear, for folding door, nickel-plated	1	1	1	1	24054
	Concealed press-fit cup, matt nickel-plated	1	1	1	1	23409
	Concealed hinge with damper, nickel-plated, 4 pieces	1	1	1	1	27655
	Centre concealed hinge, dull nickel finish, set of 4 pieces	1	1	1	1	24218
	Set of screws for concealed hinges, PH 4x20 mm (25/32")	1	1	1	1	25936

Continued table on next column

Table continued from previous column

	Rear scissor bearing, left, steel, zinc-plated	1		1		24117
	Rear scissor guide, aluminum, anodized	1	1	1	1	25600
	Front scissor guide, aluminum, anodized	1	1	1	1	25592
	Upright, 2500 mm (8'2 7/16"), aluminum, anodized	1	1	1	1	22056
	Connector connecting profile, bottom left/top right, 500 mm (1'7 11/16"), aluminum, anodized	1	1	1	1	24170
	Connector connecting profile, bottom right/top left, 500 mm (1'7 11/16"), aluminum, anodized	1	1	1	1	24171
	Interior connector, bottom left, 645 mm (2'1 13/32"), aluminum, anodized	1		1		24021
	Interior connector, top left, 645 mm (2'1 13/32"), aluminum, anodized	1		1		24107
	Exterior connector, bottom left/top right, 645 mm (2'1 13/32"), aluminum, anodized	1	1	1	1	24027
	Exterior connector, bottom right/top left, 645 mm (2'1 13/32"), aluminum, anodized	1	1	1	1	24028
	Running track, left, 748 mm (2'5 7/16"), aluminum, anodized	1		1		24744

Continued table on next page

Table continued from previous page

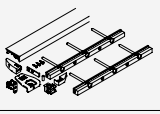
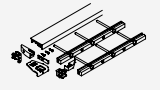
	Bottom guide channel, left, 748 mm (2'5 7/16"), aluminum, anodized	1	1			24746
	Running track, with left-hand curve piece, 1420 mm (4'7 29/32"), aluminum, anodized	1				24070
	Adapter for running track, plastic, anthracite-grey, 4 pieces	1	1	1	1	23645
	Brush guide, plastic, black, set of 3 pieces	1	1	1	1	25815
	Covering screen for door clearance, aluminum, anodized	1	1			23541
	Soft closing system for end position, with cover caps, plastic, black	1	1	1	1	25887
	Pivot door damper, plastic, anthracite-grey	1	1	1	1	24063
	Upright guide, rattle proof, with plastic rollers	1	1	1	1	25656
	Stop cover cap, Hawa Folding Concepta, depth adjustable, top left/bottom right	1	1	1	1	27659
	Stop cover cap, Hawa Folding Concepta, depth adjustable, top right/bottom left	1	1	1	1	27660
	Cover plates, stainless steel, 1 pair	1	1			24739
	Stop bumper adjustable, plastic, anthracite-grey	1	1	1	1	23562
	Fixing parts for covering screen for door clearance, set of 4 pieces	1	1	1	1	24306
	Screw set, 4.5x20 mm, 40 pieces	1	1	1	1	24032

Continued table on next column

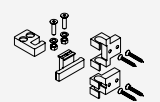
Table continued from previous column

	Screw set, 5x35 mm, 4 pieces	1	1	1	1	24111
	Allen key, with handle, 3 mm (1/8")	1	1	1	1	13164
	Rear scissor bearing, right, galvanized steel		1		1	24097
	Interior connector, bottom right, 645 mm (2'1 13/32"), aluminum, anodized		1		1	24022
	Interior connector, top right, 645 mm (2'1 13/32"), aluminum, anodized		1		1	24108
	Running track, right, 748 mm (2'5 7/16"), aluminium, anodized		1		1	24745
	Bottom guide channel, right, 748 mm (2'5 7/16"), aluminium, anodized		1		1	24747
	Running track, with right-hand curve piece, aluminium, anodized		1			24071
	Running track, with left-hand curve piece, 1420 mm (4'7 29/32"), aluminum, black anodized			1		25484
	Covering screen for door clearance, 2620 mm (8'7 5/32"), aluminum, black anodized			1	1	25504
	Cover plates, stainless steel, black, 1 pair			1	1	25865
	Running track, with right-hand curve piece, 1420 mm (4'7 29/32"), aluminum, black anodized				1	25485

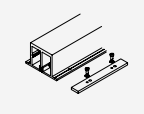
Base profiles

		mm (inch)	No.
	Base profile, aluminum, anodized	1,300 (4' 3 3/16")	24004
	Base profile, aluminum, black anodized	1,300 (4' 3 3/16")	25479

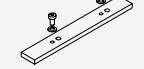

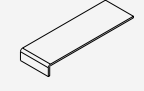
Closing piston for espagnolette lock TERZA
Suitable for normal commercial espagnolette locks
with a profile bar diameter of 8 mm (5/16").

	No.
	24005

Reinforcement profiles

		mm (inch)	No.
	Reinforcement profile, with running track connection plate, aluminum, anodized, pre-drilled	2,600 (8' 6 3/8 ")	24322
	Reinforcement profile, without connection plate, aluminum, anodized, pre-drilled	cut to size	24281

Accessories

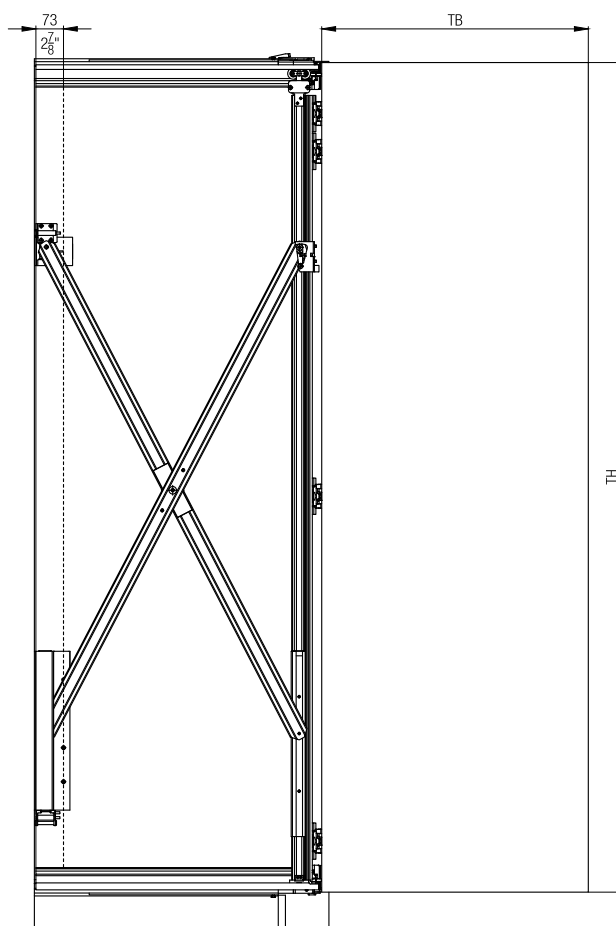
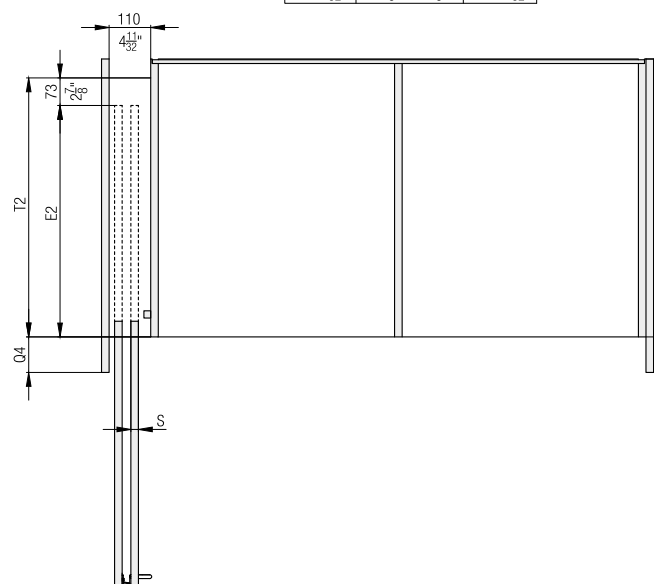
	No.
	24321
	24006
	27781
	27782

Fitting depth calculations

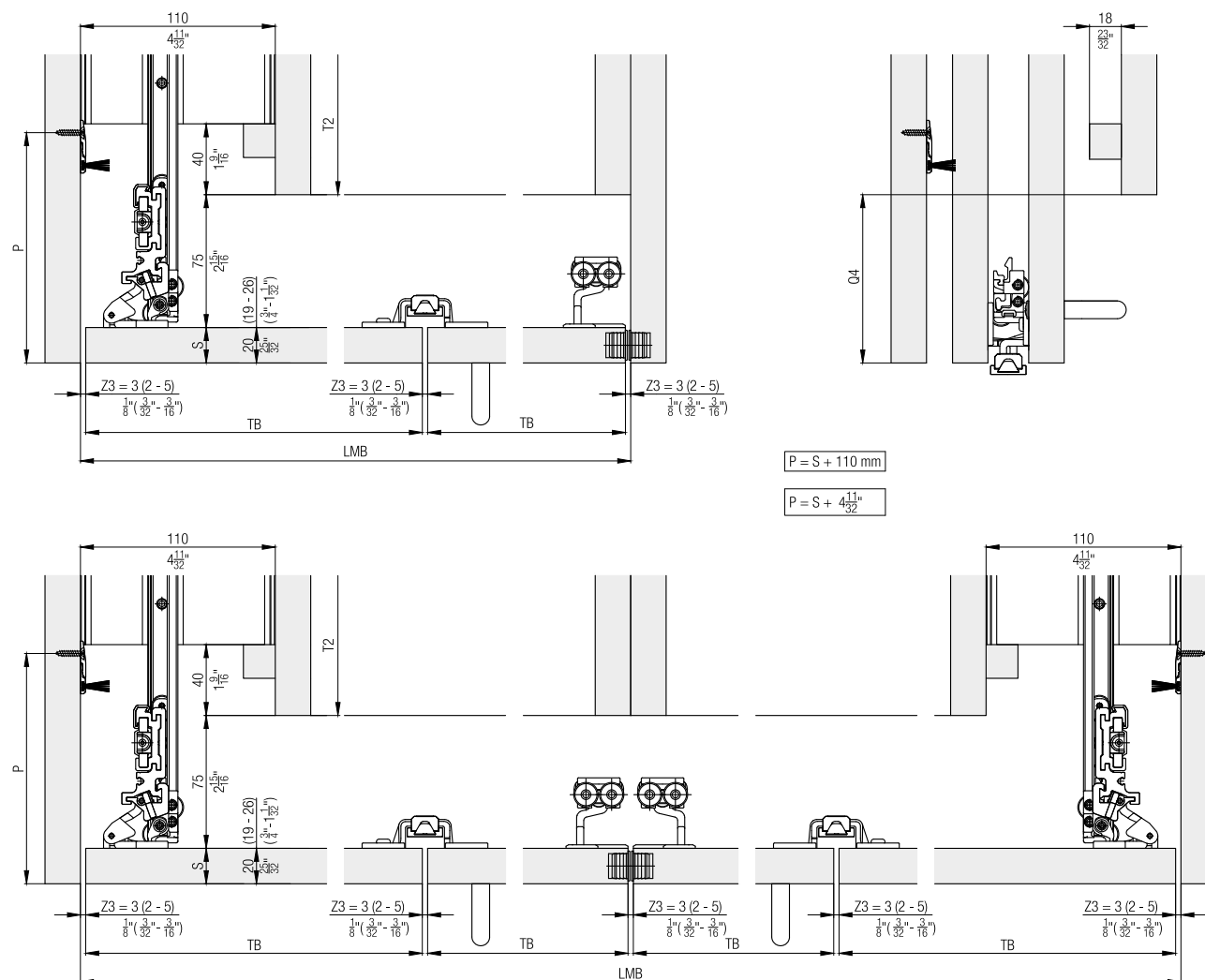
$T2 = TB + 73 \text{ mm} - Q4$	$T2 = TB + 2\frac{7}{8}'' - Q4$
$E2 = T2 - 73 \text{ mm}$	$E2 = T2 - 2\frac{7}{8}''$
$Q4 = 75 \text{ mm} + S$	$Q4 = 2\frac{15}{16}'' + S$

T2	TH	E2
≤ 680 mm	1250 - 1850 mm	≤ 607 mm
≤ 680 mm	1851 - 2600 mm	≤ 607 mm

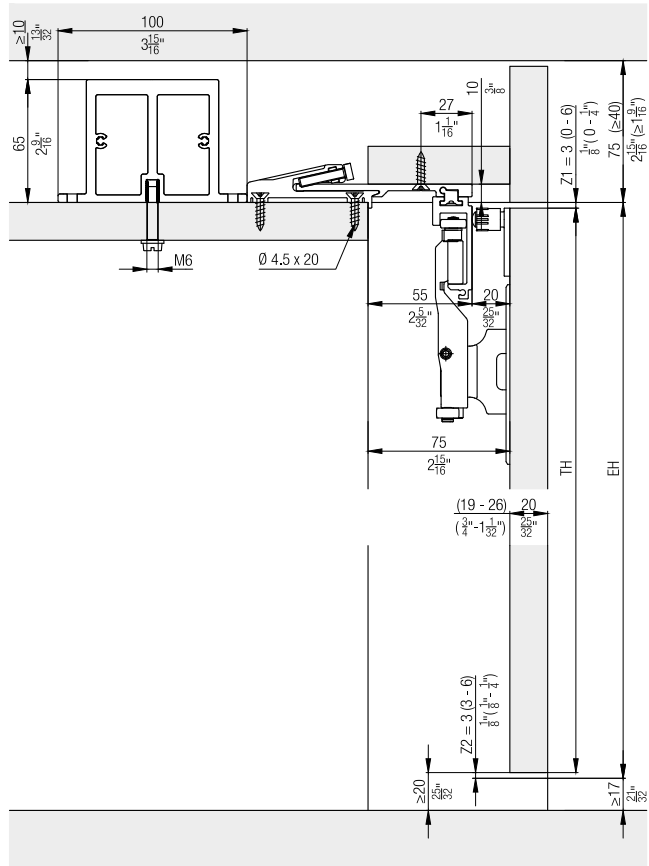
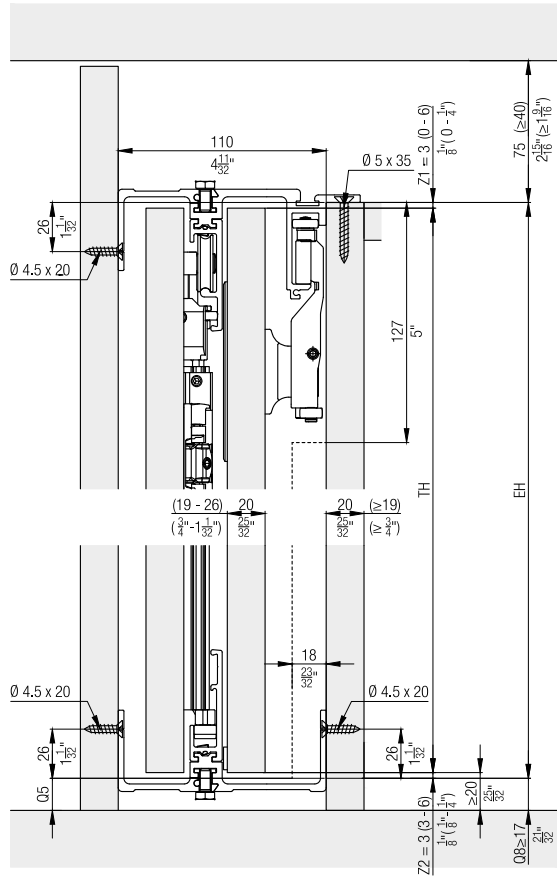
T2	TH	E2
≤ 2' 25 ²⁵ / ₃₂ "	4' 1 ⁷ / ₃₂ " - 6' 2 ²⁷ / ₃₂ "	≤ 1' 11 ²⁹ / ₃₂ "
≤ 2' 25 ²⁵ / ₃₂ "	6' 7 ⁷ / ₈ " - 8' 6 ³ / ₈ "	≤ 1' 11 ²⁹ / ₃₂ "



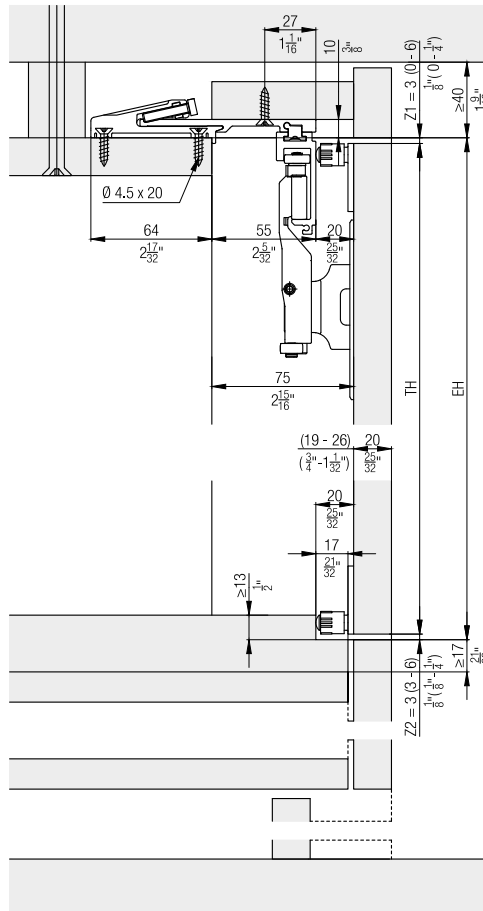
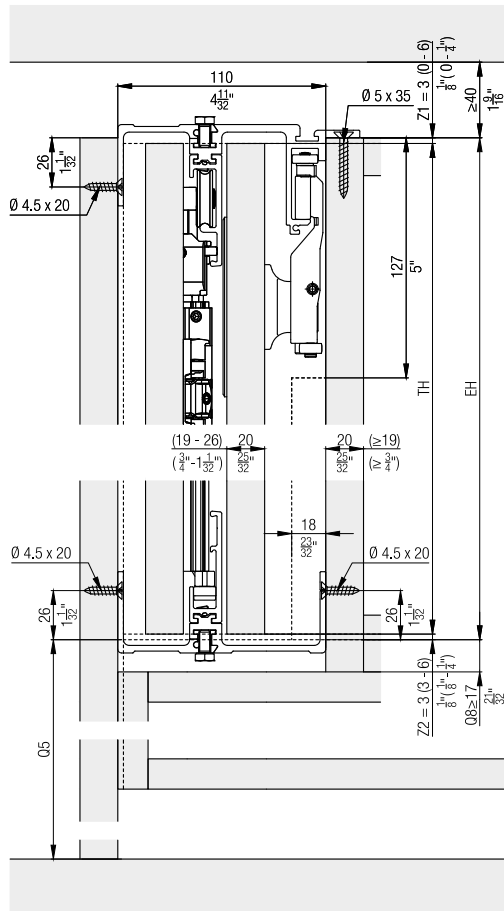
Systems without base profile, 2 and 4 doors



Room-high cabinet fronts, 2 and 4 doors








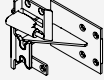




Superstructure cabinet fronts, 2 and 4 doors



**Set for 3-door systems in combination with
Hawa Concepta 30/40/50, door height 1851 to
2600 mm (6' 7/8" to 8'6 3/8")**

	No.
Hawa Folding Concepta 25, left, aluminum, anodized, for 3 doors systems	27644
Hawa Folding Concepta 25, right, aluminum, anodized, for 3 doors systems	27645
Hawa Folding Concepta 25, left, aluminum, black anodized, for 3 doors systems	27646
Hawa Folding Concepta 25, right, aluminum, black anodized, for 3 doors systems	27647

		27644	27645	27646	27647	No.
Set consisting of:						
	Scissor action complete, 1500 mm (4'11 1/16"), steel, galvanized	1	1	1	1	22594
	Two-wheeled running gear, height-adjustable, zinc-plated matt	1	1	1	1	24686
	Single-wheeled running gear, for folding door, nickel-plated	1	1	1	1	24054
	Concealed press-fit cup, matt nickel-plated	1	1	1	1	23409
	Concealed hinge with damper, nickel-plated, 4 pieces	1	1	1	1	27655
	Centre concealed hinge, dull nickel finish, set of 4 pieces	1	1	1	1	24218
	Set of screws for concealed hinges, PH 4x20 mm (25/32")	1	1	1	1	25936
	Rear scissor bearing, left, steel, zinc-plated	1		1		24117
	Rear scissor guide, aluminum, anodized	1	1	1	1	25600
	Front scissor guide, aluminum, anodized	1	1	1	1	25592

Continued table on next column

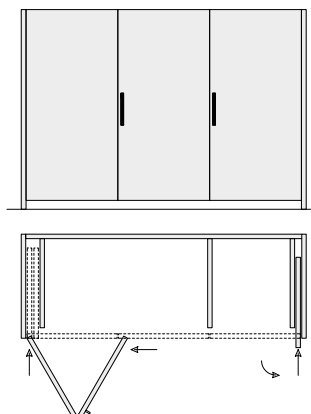
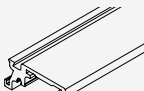
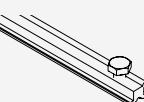
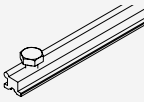
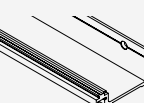
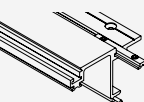
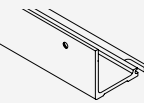
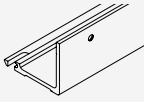


Table continued from previous column

	Upright, 2500 mm (8'2 7/16"), aluminum, anodized	1	1	1	1	22056
	Connector connecting profile, bottom left/top right, 500 mm (1'7 11/16"), aluminum, anodized	1	1	1	1	24170
	Connector connecting profile, bottom right/top left, 500 mm (1'7 11/16"), aluminum, anodized	1	1	1	1	24171
	Interior connector, bottom left, 645 mm (2'1 13/32"), aluminum, anodized	1		1		24021
	Interior connector, top left, 645 mm (2'1 13/32"), aluminum, anodized	1		1		24107
	Exterior connector, bottom left/top right, 645 mm (2'1 13/32"), aluminum, anodized	1	1	1	1	24027
	Exterior connector, bottom right/top left, 645 mm (2'1 13/32"), aluminum, anodized	1	1	1	1	24028

Continued table on next page

Table continued from previous page

	Running track, left, 748 mm (2'5 7/16"), aluminum, anodized	1	1		24744
	Bottom guide channel, left, 748 mm (2'5 7/16"), aluminum, anodized	1	1		24746
	Running track, with left-hand curve piece, 2120 mm (6'11 15/32") aluminium, anodized	1			24913
	Adapter for running track, plastic, anthracite, 6 pieces, for cabinet width 1421-2120 mm (4'7 15/16"-6'11 15/32")	1	1	1	24870
	Brush guide, plastic, black, set of 3 pieces	1	1	1	25815
	Covering screen for door clearance, aluminum, anodized	1	1		23541
	Soft closing system for end position, with cover caps, plastic, black	1	1	1	25887
	Pivot door damper, plastic, anthracite-gray	1	1	1	24063
	Upright guide, rattle proof, with plastic rollers	1	1	1	25656
	Stop cover cap, Hawa Folding Concepta, depth adjustable, top left/bottom right	1	1	1	27659
	Stop cover cap, Hawa Folding Concepta, depth adjustable, top right/bottom left	1	1	1	27660
	Cover plates, stainless steel, 1 pair	1	1		24739
	Stop bumper adjustable, plastic, anthracite-grey	2	2	2	23562


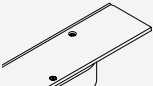
Continued table on next column

Table continued from previous column

	Fixing parts for covering screen for door clearance, set of 4 pieces	1	1	1	24306
	Screw set, 4.5x20 mm, 40 pieces	1	1	1	24032
	Screw set, 5x35 mm, 4 pieces	1	1	1	24111
	Allen key, with handle, 3 mm (1/8")	1	1	1	13164
	Rear scissor bearing, right, galvanized steel		1	1	24097
	Interior connector, bottom right, 645 mm (2'1 13/32"), aluminum, anodized		1	1	24022
	Interior connector, top right, 645 mm (2'1 13/32"), aluminum, anodized		1	1	24108
	Running track, right, 748 mm (2'5 7/16"), aluminium, anodized		1	1	24745
	Bottom guide channel, right, 748 mm (2'5 7/16"), aluminium, anodized		1	1	24747
	Running track, with right-hand curve piece, 2120 mm (6'11 15/32") aluminium, anodized		1		24914
	Running track, with left-hand curve piece, 2120 mm (6'11 15/32"), aluminum, black anodized			1	25486
	Covering screen for door clearance, 2620 mm (8'7 5/32"), aluminum, black anodized		1	1	25504

Continued table on next page

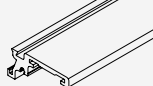








Table continued from previous page

	Cover plates, stainless steel, black, 1 pair		2	2	25865
	Running track, with right-hand curve piece, 2120 mm (6'11 15/32\"), aluminum, black anodized			1	25487

For 3-door cabinets, 1 Hawa Concepta 30, 40 or 50 set should also be ordered.



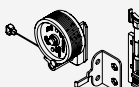



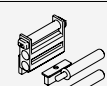
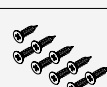

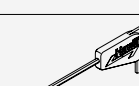
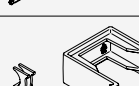



	No.
Hawa Concepta 30, for 1 door	27649
Hawa Concepta 40, for 1 door	27650
Hawa Concepta 50, for 1 door	27651

Set consisting of:

		27649	27650	27651	No.
	Upright, 2300 mm (7'6 9/16\"), alu plain, anodized	1			24699
	Scissor action, complete, steel, galvanized	1			22593
	Front scissor guide, aluminum, anodized	1	1	1	25592
	Rear scissor guide, aluminum, anodized	1	1	1	25596
	Rear scissor bearing, 55 mm (2 5/32\"), steel, galvanized	1	1	1	25855
	Concealed hinge with damper, nickel-plated, 3 pieces	1			27654
	Spacer profile, 860 mm (2'9 27/32\"), pre-drilled, plastic, black	1	1	1	22861
	Brush guide, plastic, black, set of 3 pieces	1	1	1	25815
	Upright guide, rattle proof, with plastic rollers	2	1	1	25656



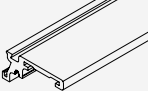


Continued table on next column

Table continued from previous column

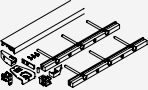
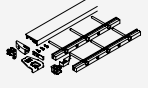
	Torsion plate	1			27704
	Bottom guide channel, 896 mm (2'11 9/32\"), aluminium, anodized, pre-drilled	2	1	1	24535
	Stop damper, with retaining bracket	1	1	1	24660
	Door retractor 30/40, with damper, plastic, black	1	1		25813
	Stop cover cap Hawa Concepta, depth adjustable, top left/bottom right	1	1	1	27657
	Stop cover cap Hawa Concepta, depth adjustable, top right/bottom left	1	1	1	27658
	Cover plates, stainless steel, 1 pair	1	1	1	24739
	Soft closing system for end position, with cover caps, plastic, black	1	1	1	25862
	Set of screws for concealed hinges, 4x16 mm (5/8\"), set of 10 pieces	1	1	1	25935
	Screw set, 4,5x20 mm (25/32\"), set of 22 pieces	1	1	1	22451
	Set of screws for spacer profile, PH 4x16 mm (5/8\"), set of 7 pieces	1	1	1	25562
	Allen key, with handle, 3 mm (1/8\")	1	1	1	13164
	Installation aid, plastic, red	1	1	1	25816
	Upright, 2500 mm (8'2 7/16\"), aluminum, anodized		1		22056
	Scissor action complete, 1500 mm (4'11 1/16\"), steel, galvanized		1	1	22594
	Concealed hinge with damper, nickel-plated, 4 pieces		1		27655

Continued table on next column

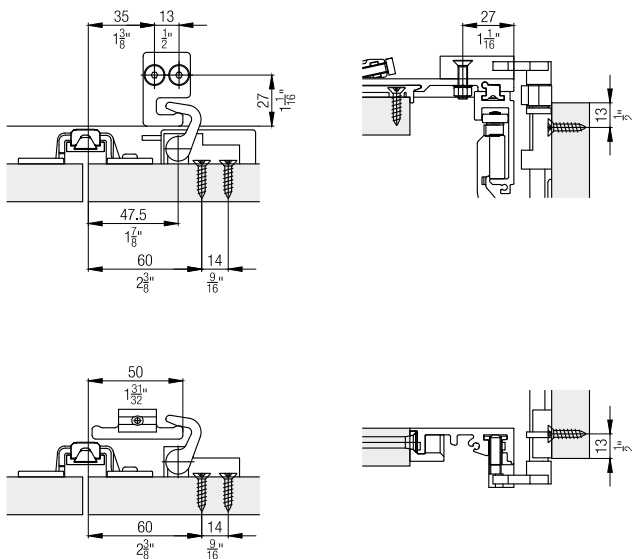
Table continued from previous page

	Two-wheeled running gear, height-adjustable, with torsion plate, zinc-plated matt	1	1	24955
	Running track, 896 mm (2'11 9/32"), aluminium, anodized, pre-drilled	1	1	24528
	Upright, 2760 mm (9' 21/32"), aluminium, anodized		1	22057
	Concealed hinge with damper, nickel-plated, 5 pieces		1	27656
	Door retractor 25/50, with damper, plastic, black		1	25814

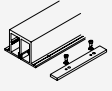
Base profiles

		mm (inch)	No.
	Base profile, aluminium, anodized	2,000 (6' 6 3/4 ")	25481
	Base profile, aluminium, black anodized	2,000 (6' 6 3/4 ")	25480

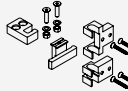
Espagnolette lock installation details



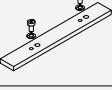

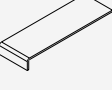
Reinforcement profiles

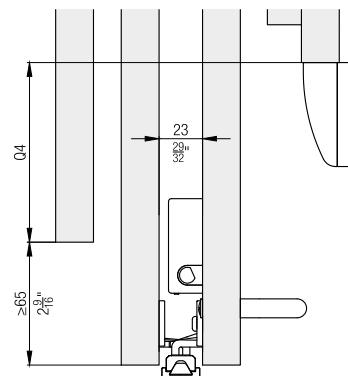
		mm (inch)	No.
	Reinforcement profile, with running track connection plate, aluminium, anodized, pre-drilled	2,600 (8' 6 3/8 ")	24322
	Reinforcement profile, without connection plate, aluminium, anodized, pre-drilled	cut to size	24281

Closing piston for espagnolette lock TERZA Suitable for normal commercial espagnolette locks with a profile bar diameter of 8 mm (5/16").

		No.
	Lock catch and bracket for espagnolette lock, 2 pieces for 1 pair of folding doors	24005

Accessories

		No.
	Running track connection plate, aluminium, anodized, pre-drilled	24321
	Magnetic centering part, with including drilling jig, aluminium, anodized	24006
	Center joint cover for running track, aluminium, anodized	27781
	Center joint cover for running track, aluminium, black anodized	27782



Fitting depth calculations

$T2 = TB + 73 \text{ mm} - Q4$
$E2 = T2 - 73 \text{ mm}$
$Q4 = 75 \text{ mm} + S$

T2	TH	E2
$\leq 680 \text{ mm}$	1851 - 2600 mm	$\leq 607 \text{ mm}$

$T1 = TB - M + 73 \text{ mm}$
$E1 = T1 - 73 \text{ mm}$

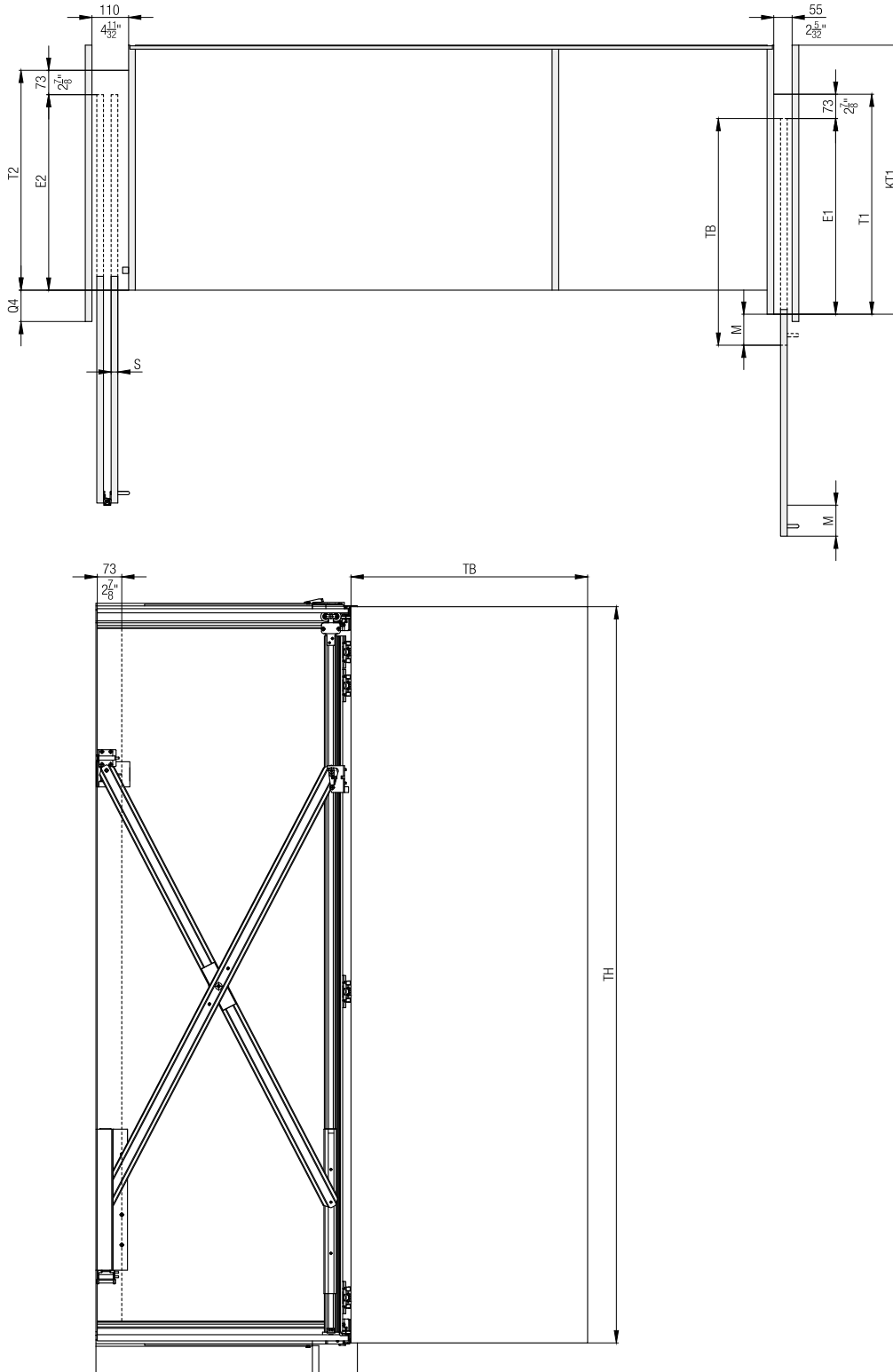
	T1	TH	E1
Hawa Concepta 30	$\leq 900 \text{ mm}$	1851 - 2300 mm	300 - 827 mm
Hawa Concepta 40	$\leq 900 \text{ mm}$	1851 - 2500 mm	300 - 827 mm
Hawa Concepta 50	$\leq 900 \text{ mm}$	2301 - 2850 mm	300 - 827 mm

$T2 = TB + 2\frac{7}{8}'' - Q4$
$E2 = T2 - 2\frac{7}{8}''$
$Q4 = 2\frac{1}{16}'' + S$

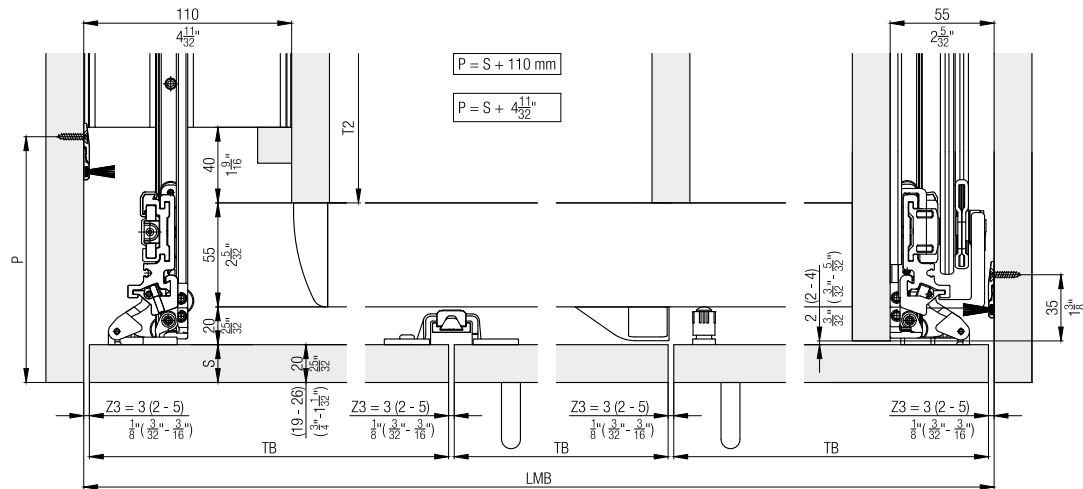
T2	TH	E2
$\leq 2' 2\frac{25}{32}''$	6' $\frac{7}{8}''$ - 8' $\frac{63}{8}''$	$\leq 1' 11\frac{29}{32}''$

$T1 = TB - M + 2\frac{7}{8}''$
$E1 = T1 - 2\frac{7}{8}''$

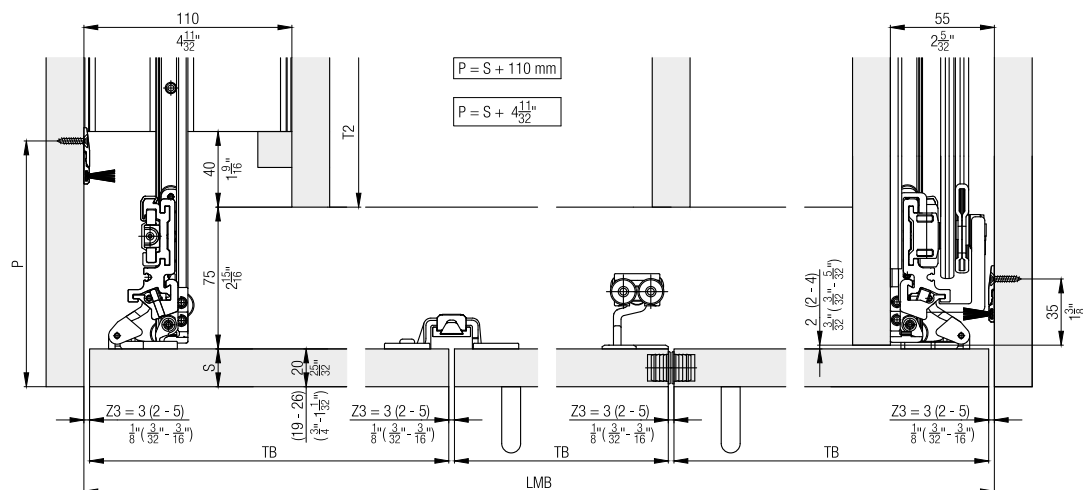
	T1	TH	E1
Hawa Concepta 30	$\leq 2' 11\frac{7}{16}''$	6' $\frac{0}{8}''$ - 7' $\frac{69}{16}''$	11 $\frac{13}{16}''$ - 2' $\frac{89}{16}''$
Hawa Concepta 40	$\leq 2' 11\frac{7}{16}''$	6' $\frac{0}{8}''$ - 8' $\frac{27}{16}''$	11 $\frac{13}{16}''$ - 2' $\frac{89}{16}''$
Hawa Concepta 50	$\leq 2' 11\frac{7}{16}''$	7' $\frac{619}{32}''$ - 9' $\frac{7}{32}''$	11 $\frac{13}{16}''$ - 2' $\frac{89}{16}''$



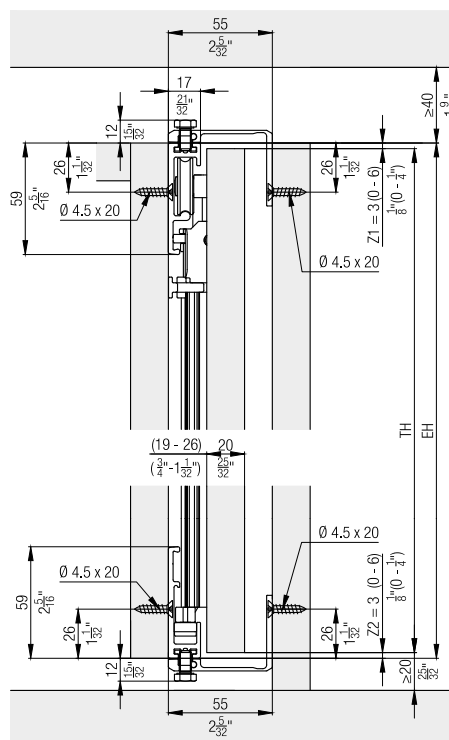
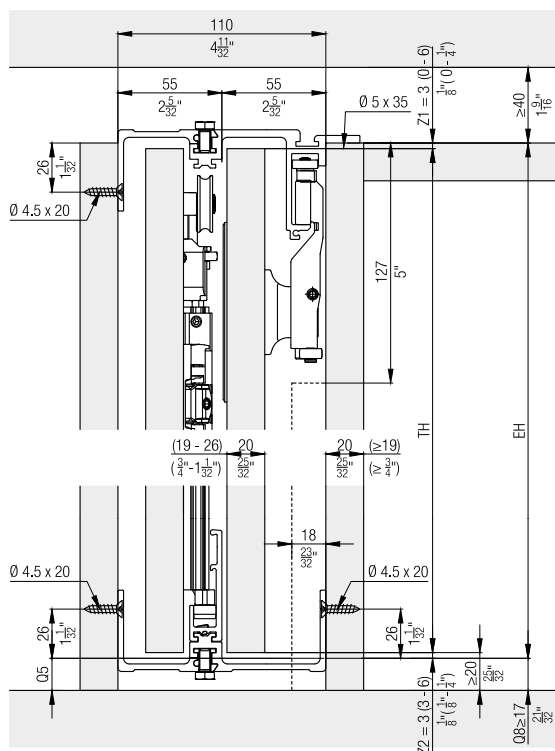
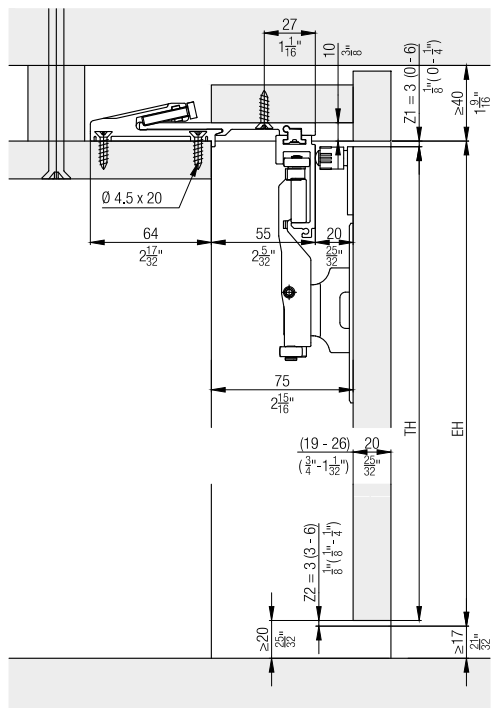
Systems with base profile, 3 doors



Systems without base profile, 3 doors



Room-high cabinet fronts without base profile, 3 doors



Accessories

- Straightening fitting from page 265

Planning/execution

Configure with just a few clicks
on www.foldingconcepta.hawa.com

Further information about the product can be found
on www.hawa.com.
For manufacturing reasons, running tracks may have
slight colour differences.