






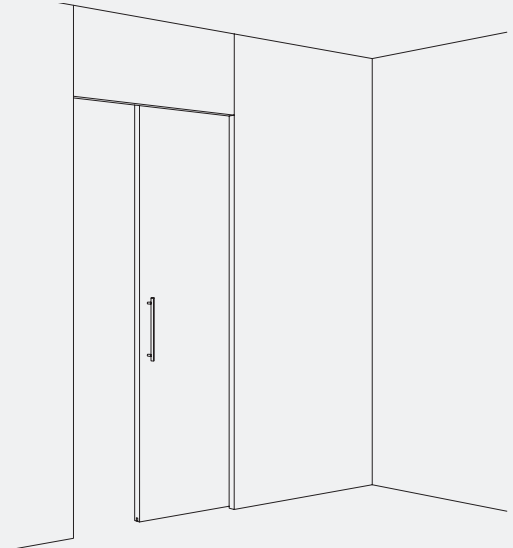
Fitting for top-running wooden doors up to 40 kg (88 lbs.), with surface mounted running track. Optionally with soft and self closing mechanism. Wall or ceiling mounting.

Product highlights

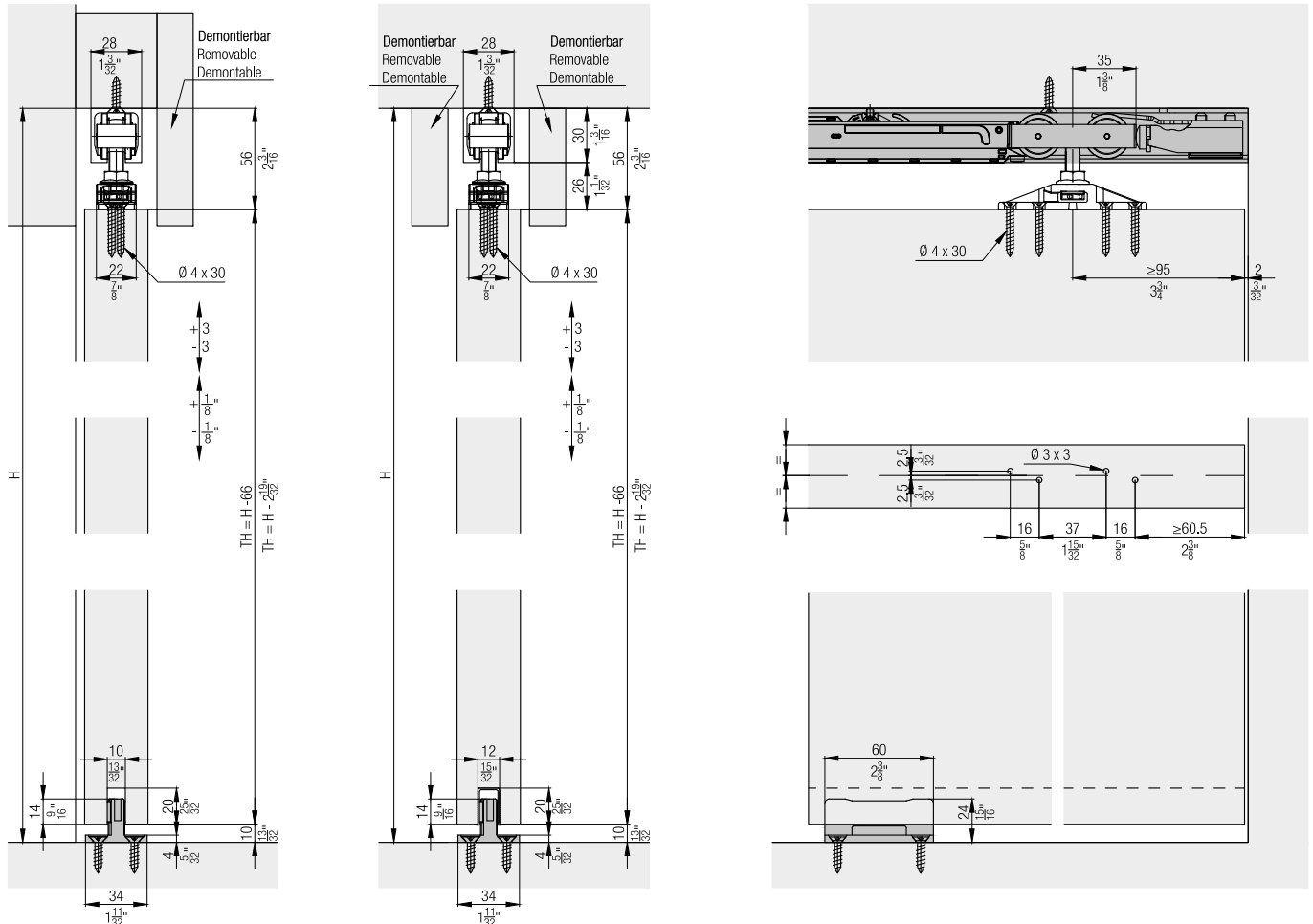
-  **Productivity** The door can be installed from the front and also slid in from the side
-  **Productivity** Height adjustment at both suspensions of completely installed door

Technical specifications

-  Max. 40 kg (88 lbs.)
-  Max. 4000 mm (13'1 15/32")
-  Max. 3000 mm (9'10 1/8")
-  35–80 mm (1 3/8" to 3 5/32")



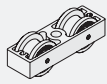
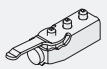

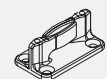


Installation examples




Set for 1 wooden door up to 40 kg (88 lbs.)

	No.
Hawa Junior 40 Z, for 1 door	25902
Hawa Junior 40 Z, with 2 track stoppers, for 1 door	26038

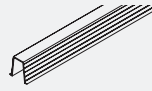
Set consisting of:

		25902	26038	No.
	Two-wheeled running gear, M8, plastic wheels	2	2	25898
	Stopper, with adjustable retention spring	1	2	10640
	Two-way suspension flange, with screw M8 and fixing screws, steel, zinc-plated	2	2	10488
	Bottom guide, zero tolerance, groove width 10 mm (13/32"), plastic black	1	1	14427
	Screw-on rubber door stop	1	1	10629
	Vertical adjustment pin	1	1	10795

Running tracks


		mm (inch)	No.
	Running track, aluminum, anodized, pre-drilled	1,400 (4' 7 1/8 ")	10213
		1,600 (5' 3 ")	10214
		1,800 (5' 10 7/8 ")	10215
		2,000 (6' 6 3/4 ")	10216
		2,500 (8' 2 7/16 ")	25997
		3,000 (9' 10 1/8 ")	18530
		4,000 (13' 1 15/32 ")	18531
		6,000 (19' 8 7/32 ")	10211
	cut to size	10217	

Guide tracks






		mm (inch)	No.
	Guide track, for groove mounting, plastic, 10-piece set	1,300 (4' 3 3/16 ")	14540

Soft close SoftMove 40

For soft closing in opening and closing direction order 2 sets.

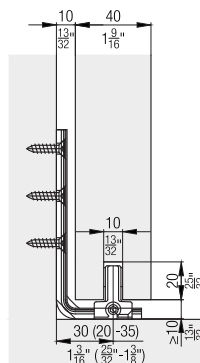
		No.
	Soft close SoftMove 40	25987

Accessories

		No.
	Cover cap for running track Hawa Junior 40, plastic, anthracite	20901
	Bottom door stopper, with centering, stainless steel look	21473
	Bottom door stopper, with centering, chrome-plated, matt	20773
	Hawa SoundEX for Hawa Junior 40, includes fixing parts for running track	19588
	Bottom guide, rattle proof, groove width 10 mm (13/32"), plastic, black, 10-piece set	25958

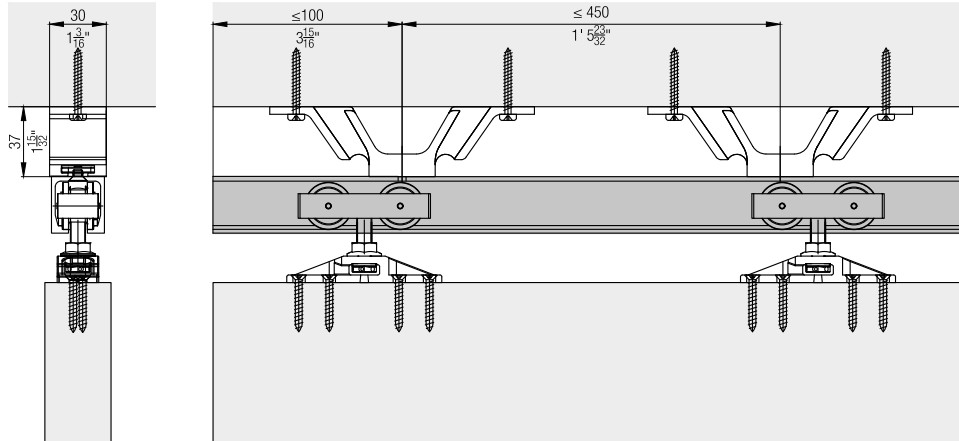
Hawa Comfort 120

The convenient solution to an old problem. Inadequate fastening options in brittle sub-floors or in the area of floor heating. This bottom guide is mounted on the wall.



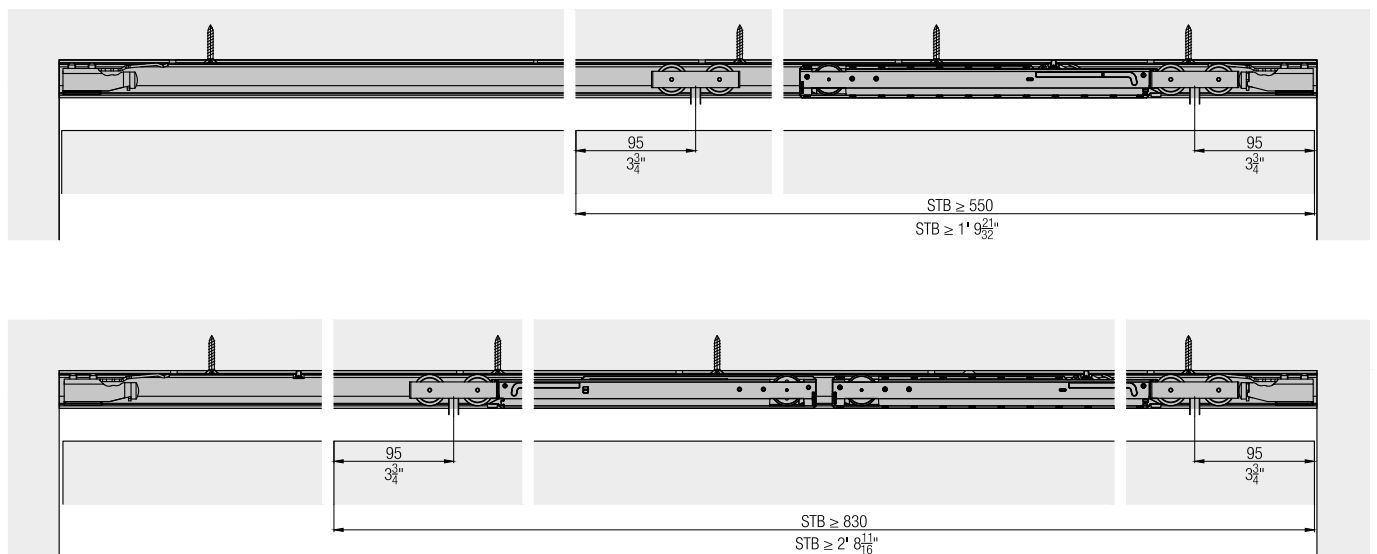
Hawa SoundEx

Contains the transmission of structure-borne noise from a sliding system to the building.



SoftMove 40 soft closing mechanism

Completely integrated into the running track, the SoftMove decelerates sliding doors and draws them into their final position.



Accessories

- Hawa Junior bottom guides for wall mounting from page 508
- Lock solutions from page 511
- General accessories from page 518

Planning/execution

Further information about the product can be found on www.hawa.com.