Montageanleitung
Mounting instructions
Instructions de montage

Hawa Clipo 36 G IS

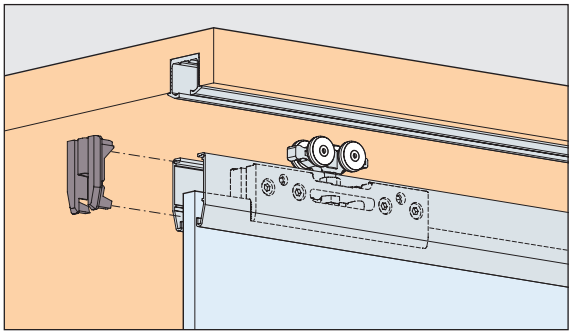

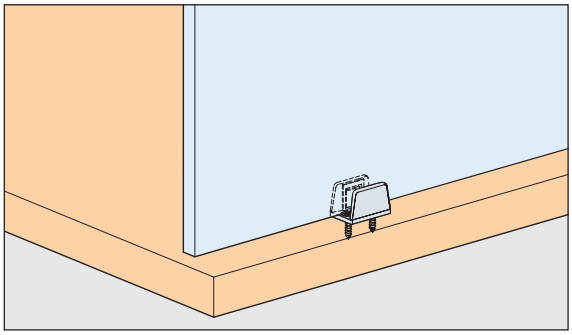

Garnituren / Sets / Garnitures

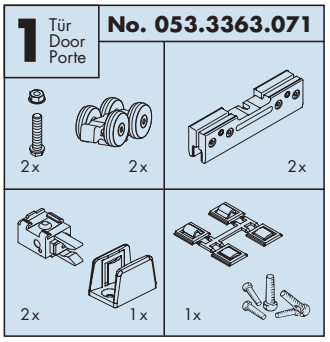

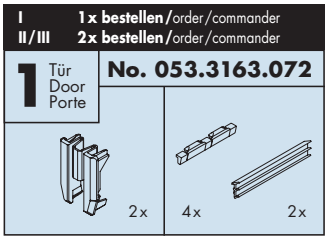

Zubehör / Accessories / Accessoires	Gr. / Size	Art. No.	
A **Einfachlaufschiene, Alu eloxiert, zum Kleben** Single running track, aluminium anodized, for glue fixing Rail de roulement simple, en alu anodisé, à coller	2500 mm 3500 mm 6000 mm	053.3324.250 053.3324.350 053.3324.600	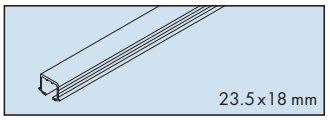
B **Einfachlaufschiene, Alu eloxiert, mit Drehriegel** Single running track, aluminium anodized, with swivel lug Rail de roulement simple, en alu anodisé, avec verrou (**nicht für Hartholz/MDF,** not for hard wood/MDF, pas pour bois dur/MDF)	2500 mm 3500 mm 6000 mm	053.3327.250 053.3327.350 053.3327.600	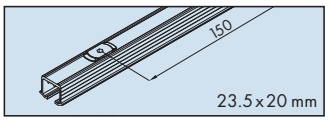
C **Einfachlaufschiene, Alu eloxiert, gelocht, zum Schrauben** Single running track, aluminium anodized, pre-drilled, for screw fixing Rail de roulement simple, en alu anodisé, perforé, à visser	2500 mm 3500 mm 6000 mm	053.3325.250 053.3325.350 053.3325.600	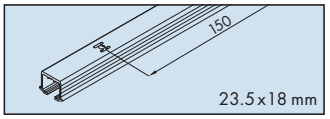
D **Einfachlaufschiene, Alu eloxiert, gelocht, zum Schrauben** Single running track, aluminium anodized, pre-drilled, for screw fixing Rail de roulement simple, en alu anodisé, perforé, à visser	2500 mm 3500 mm 6000 mm	053.3341.250 053.3341.350 053.3341.600	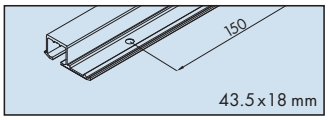
E **Einfachlaufschiene Alu eloxiert, gelocht, zum Aufschrauben** Single running track aluminium anodized, pre-drilled, surface mounted Rail de roulement simple en alu anodisé, perforé, à visser en applique	2500 mm 3500 mm 6000 mm	053.3326.250 053.3326.350 053.3326.600	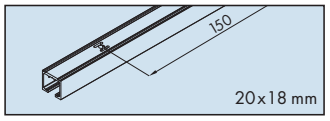
Clip-Blende zu Klemmschuh, Alu eloxiert Clip-on panel for clamping shoe, aluminium anodized Cache à clipser pour patin de serrage, en alu anodisé	2500 mm 3500 mm 6000 mm	053.3168.250 053.3168.350 053.3168.600	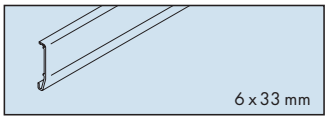
Schienenendstück zu 053.3324/3325/3327, mit Drehriegel Track end piece for 053.3324/3325/3327, with swivel lug Pièce d'extrémité pour 053.3324/3325/3327, avec verrou (**nicht für Hartholz/MDF,** not for hard wood/MDF, pas pour bois dur/MDF)	2x	053.3355.051	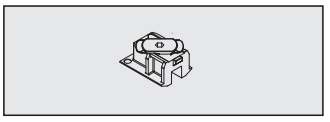
Schienenendstück zu 053.3324/3325/3327, Kunststoff grau Track end piece for 053.3324/3325/3327, plastic grey Pièce d'extrémité pour 053.3324/3325/3327, plastique gris	2x	053.3354.071	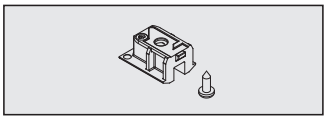

Hawa Sliding Solutions

Hawa Sliding Solutions AG, Untere Fischbachstrasse 4, 8932 Mettmenstetten, Switzerland
Tel. +41 (0)44 787 17 17, Fax +41 (0)44 787 17 18, info@hawa.com, www.hawa.com

A

Werkzeug | Tool | Outil

- PZ: 1
- SW: 3/4
- TX: 8
- No.: -
- SW: 8

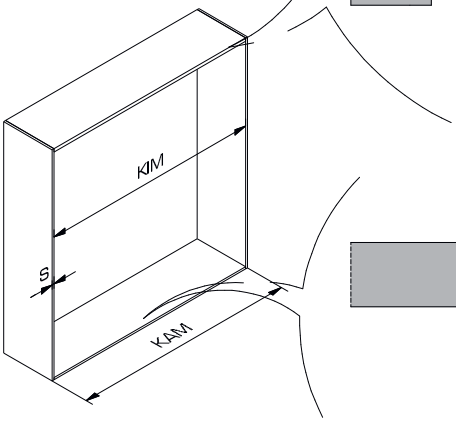

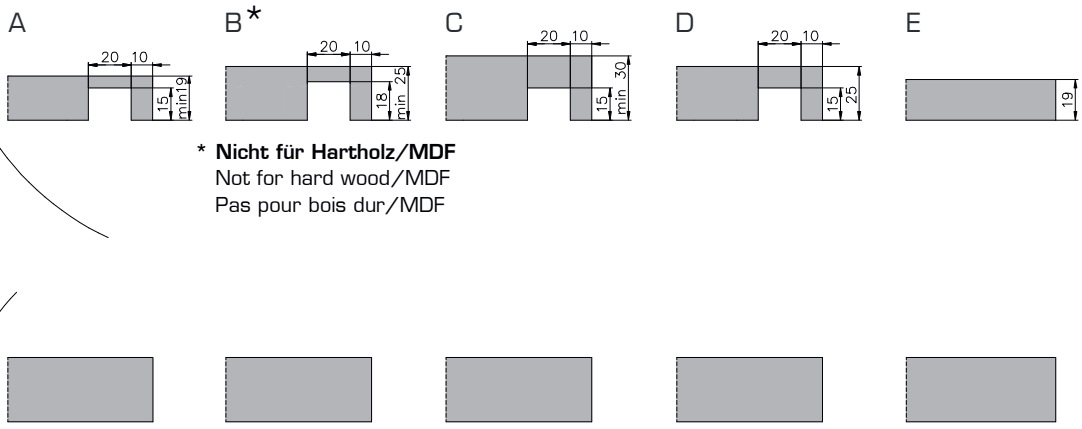

* **Nicht für Hartholz/MDF**
Not for hard wood/MDF
Pas pour bois dur/MDF

Befestigungsvarianten A - E / Mounting options A - E / Variantes de fixation A - E: 4

B

0 Stk.:	X = 1 mm
1 Stk.:	X = 32 mm
2 Stk.:	X = 64 mm

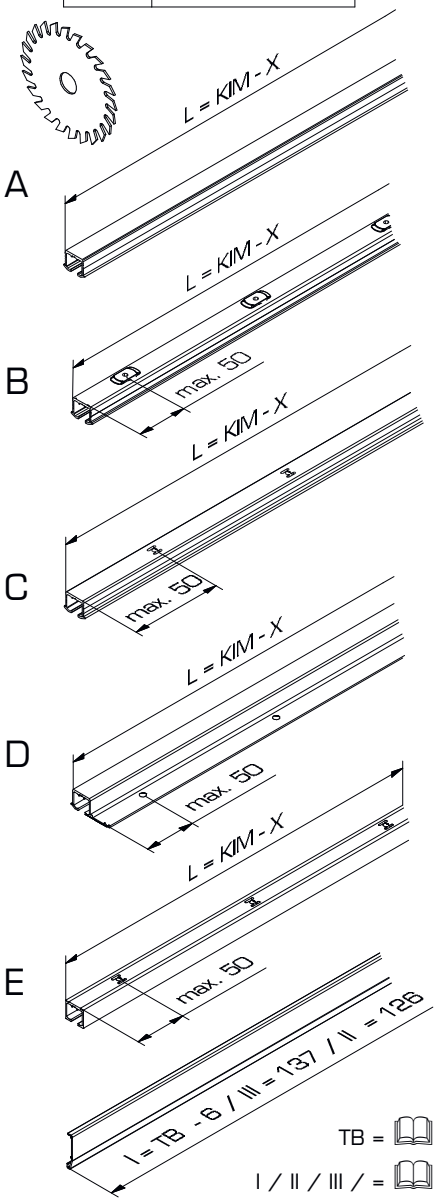

TB = 7

I / II / III / = 7

C

2 x

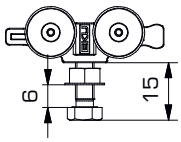

D

= E - H

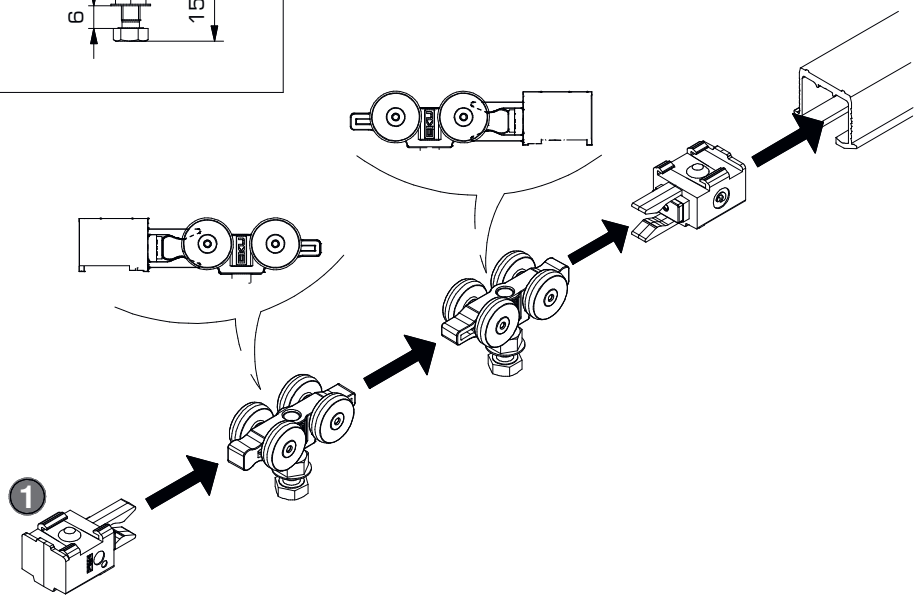

2

X = 7 mm	X = 36 mm
Y = 39 mm	Y = 68 mm

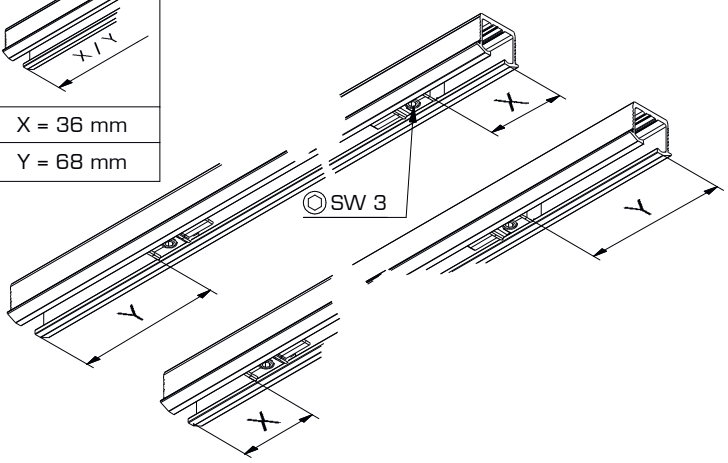

E

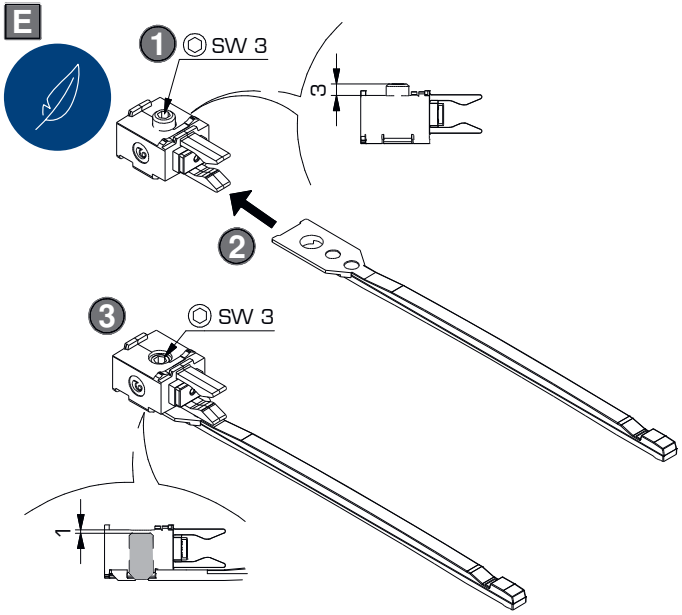

F

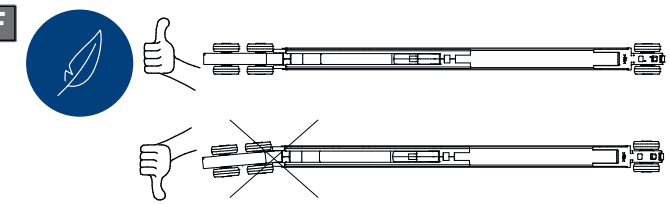

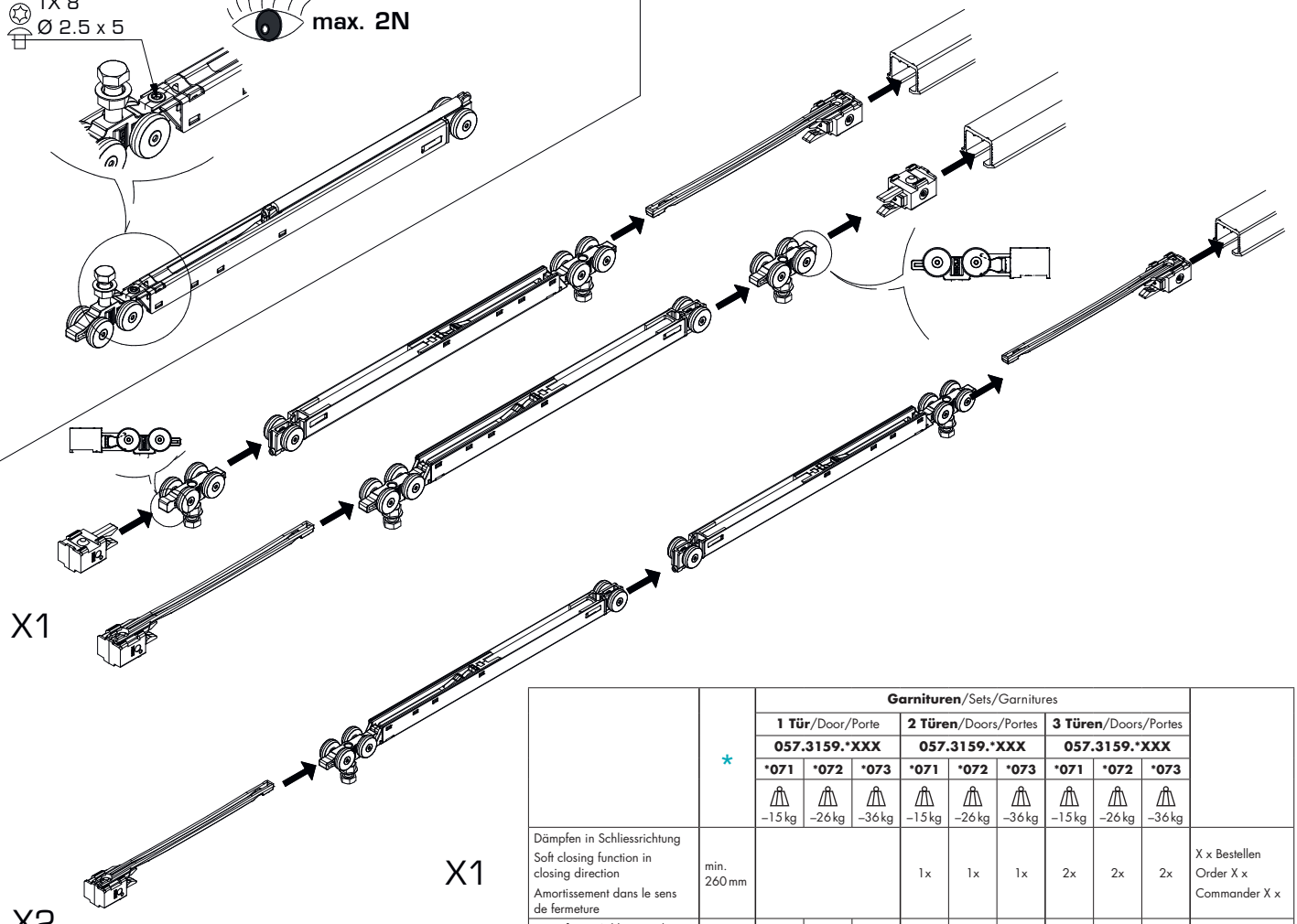

G

Empfehlung: Der Zugang zu den Dämpfungskomponenten sollte jederzeit möglich sein. Demontierbare Laufschienen oder Möbelkonstruktion entsprechend planen.

Recommendation: The access to soft-closing components should be possible at any time. Plan removable running tracks or furniture designs accordingly.

Recommandation: L'accès aux composants de l'amortisseur doit être possible é tout moment. Prévoir en conséquince des rails de roulement ou une contructions de meuble démontables.

Garnituren / Sets / Garnitures

No. 057.3159.XXX	
	2x
	2x
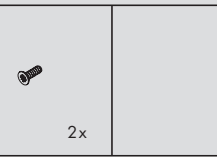	2x

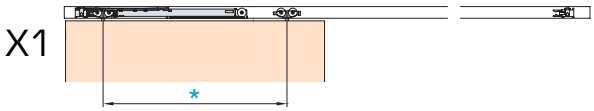

	*	**Garnituren**/Sets/Garnitures									
		1 Tür/Door/Porte			**2 Türen**/Doors/Portes			**3 Türen**/Doors/Portes			
		057.3159.*XXX			**057.3159.*XXX**			**057.3159.*XXX**			
		***071**	***072**	***073**	***071**	***072**	***073**	***071**	***072**	***073**	
		–15 kg	–26 kg	–36 kg	–15 kg	–26 kg	–36 kg	–15 kg	–26 kg	–36 kg	
Dämpfen in Schliessrichtung Soft closing function in closing direction Amortissement dans le sens de fermeture	min. 260 mm				1x	1x	1x	2x	2x	2x	X x Bestellen Order X x Commander X x
Dämpfen in Schliess- und Öffnungsrichtung Soft closing function in opening and closing direction Amortissement dans le sens de fermeture et d'ouverture	min. 460 mm	1x	1x	1x	2x	2x	2x	2x	2x	2x	X x Bestellen Order X x Commander X x

X1

X2

H

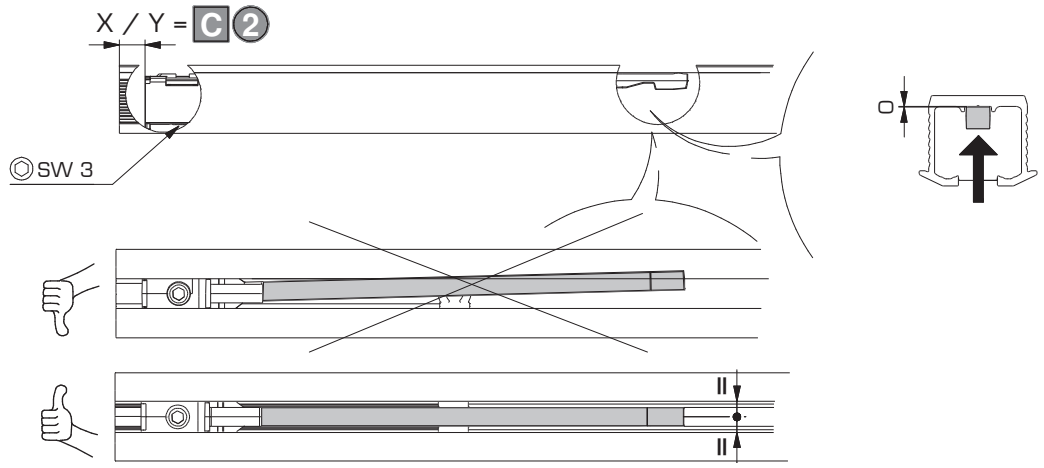

I

* **Nicht für Hartholz/MDF**
Not for hard wood/MDF
Pas pour bois dur/MDF

A / B / C = **Hartholz/MDF** - Hard wood/MDF - Bois dur/MDF = min. 30mm
Art. No. 053.3354.071 (VE = 2)

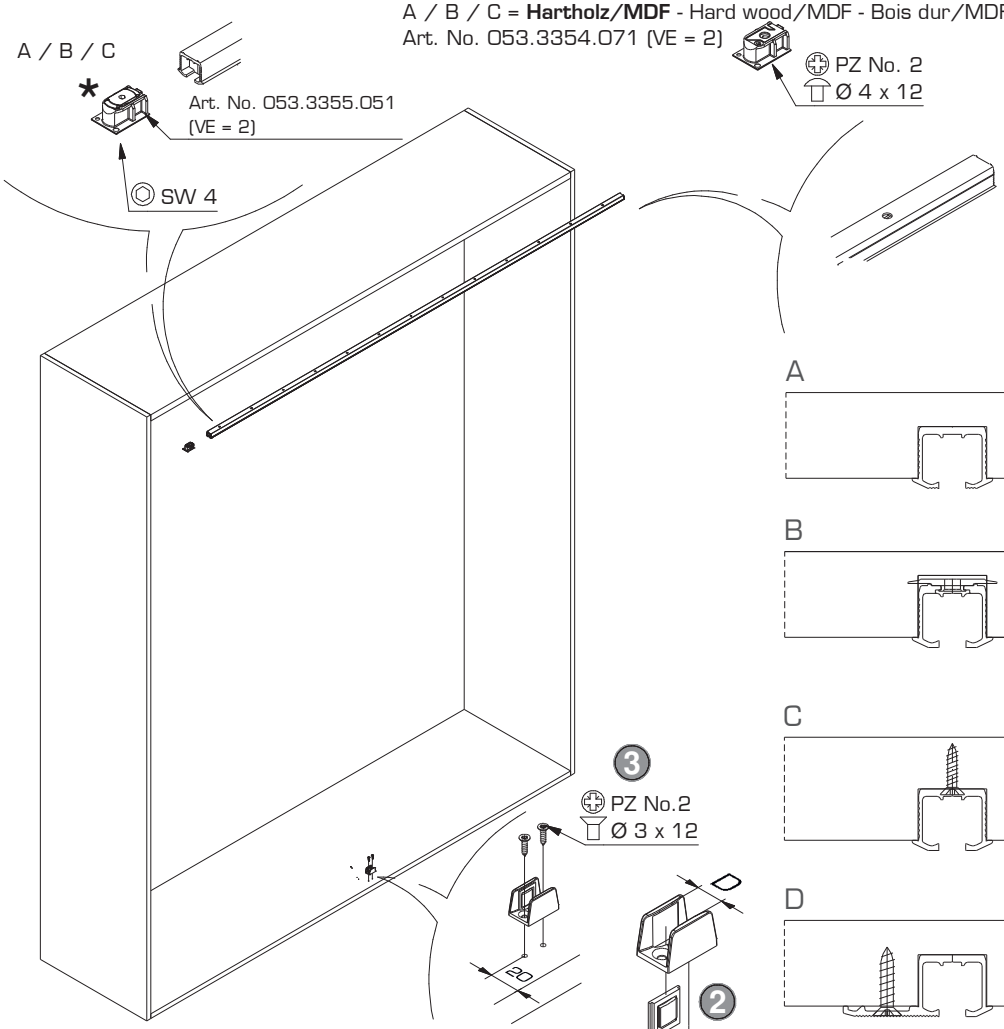

2 Türen / 2 Doors / 2 Portes = 7

A

Zum Kleben z.B. 3M DP 610
For glueing
A coller

B

Mit Drehriegel SW 4
(nicht für Hartholz/MDF)
With swivel lug (not for hard wood/MDF)
Avec verrou (pas pour bois dur/MDF)

C

Zum Schrauben Ø 3.5 x 15
Screwed on
A visser

D

Zum Schrauben Ø 4 x 20
Screwed on
A visser

E

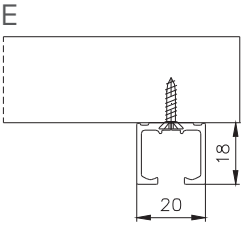

Zum Aufschrauben Ø 3.5 x 15
Surface mounted
A visser en applique

J **Schienenreiniger**
Track cleaner
Nettoyant pour rails

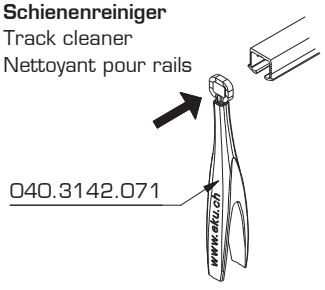

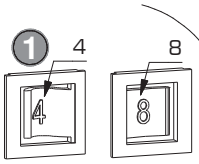

D	Combination mm
D = 6	4 + 8
D = 8	8 + 8

K

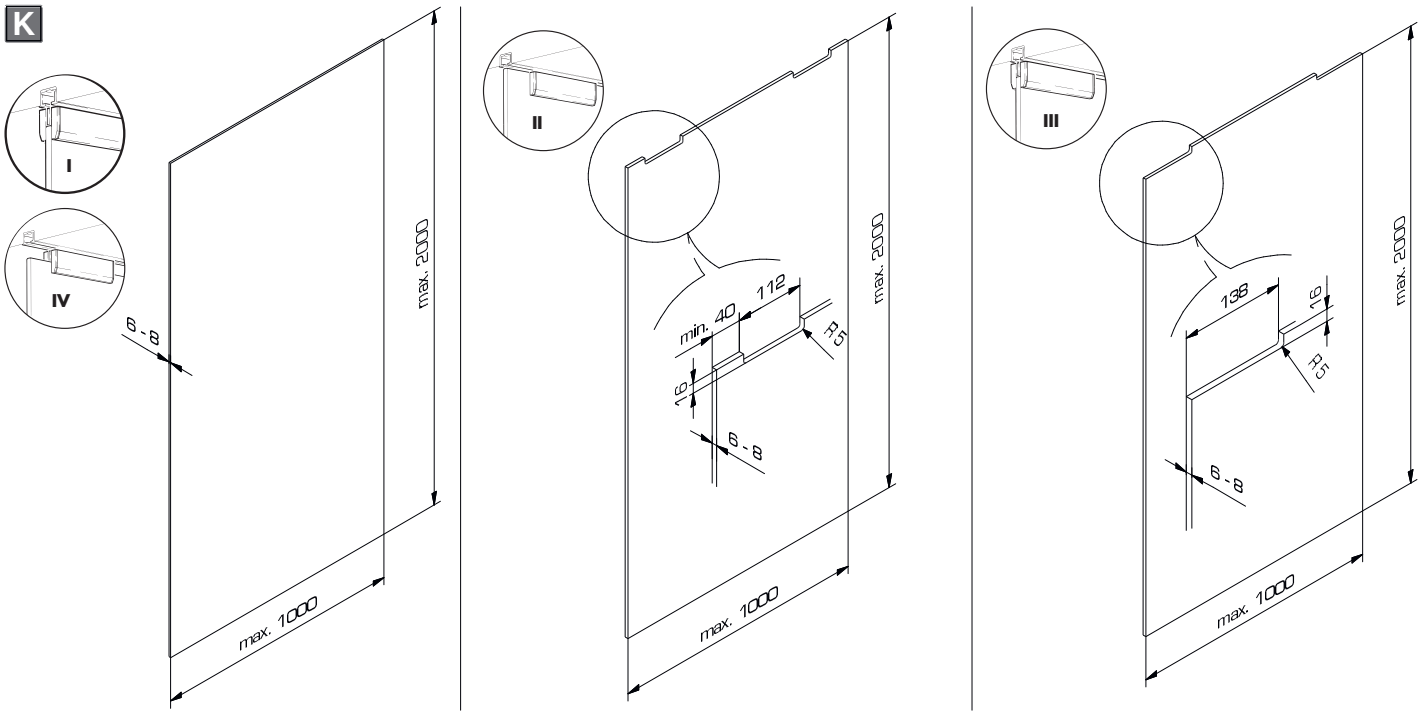
I
IV
II
III
6 - 8
max. 2000
max. 1000
min. 40
112
R5
18
138
15

L

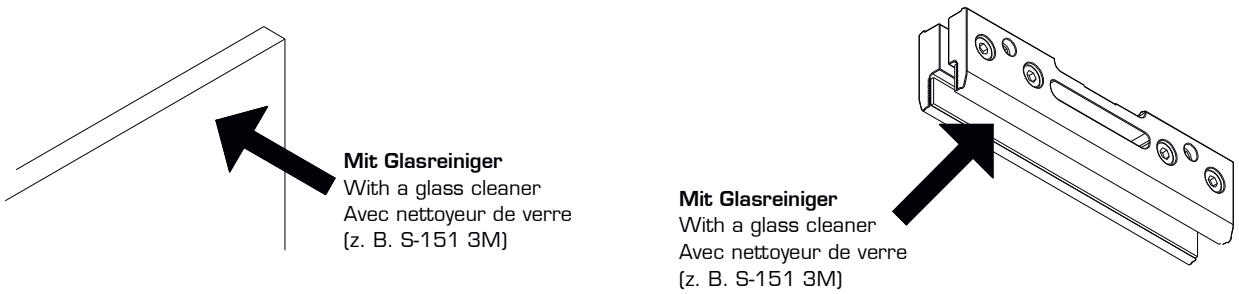
Mit Glasreiniger
With a glass cleaner
Avec nettoyeur de verre
(z. B. S-151 3M)
Mit Glasreiniger
With a glass cleaner
Avec nettoyeur de verre
(z. B. S-151 3M)

M

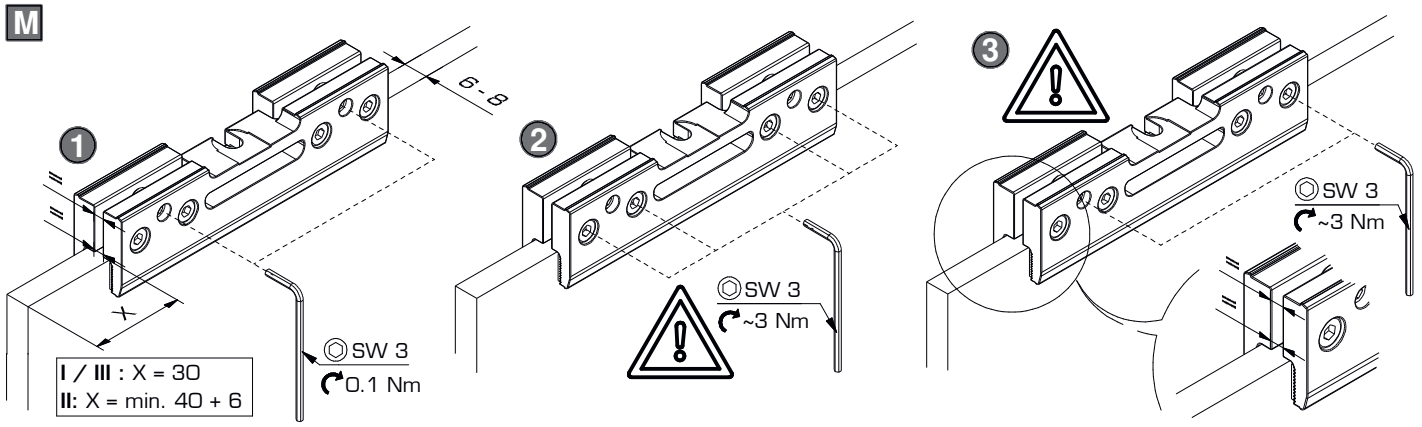
1
2
3
6 - 8
X
SW 3
0.1 Nm
I / III : X = 30
II: X = min. 40 + 6
SW 3
~3 Nm
SW 3
~3 Nm

N

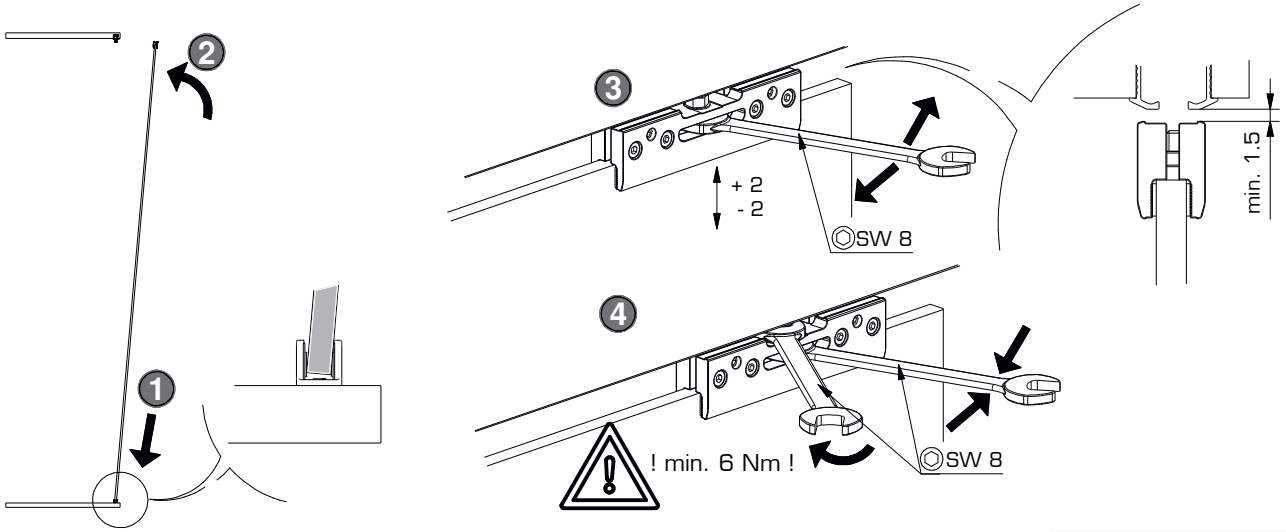
1
2
3
4
+ 2
- 2
SW 8
min. 1.5
! min. 6 Nm !
SW 8

O

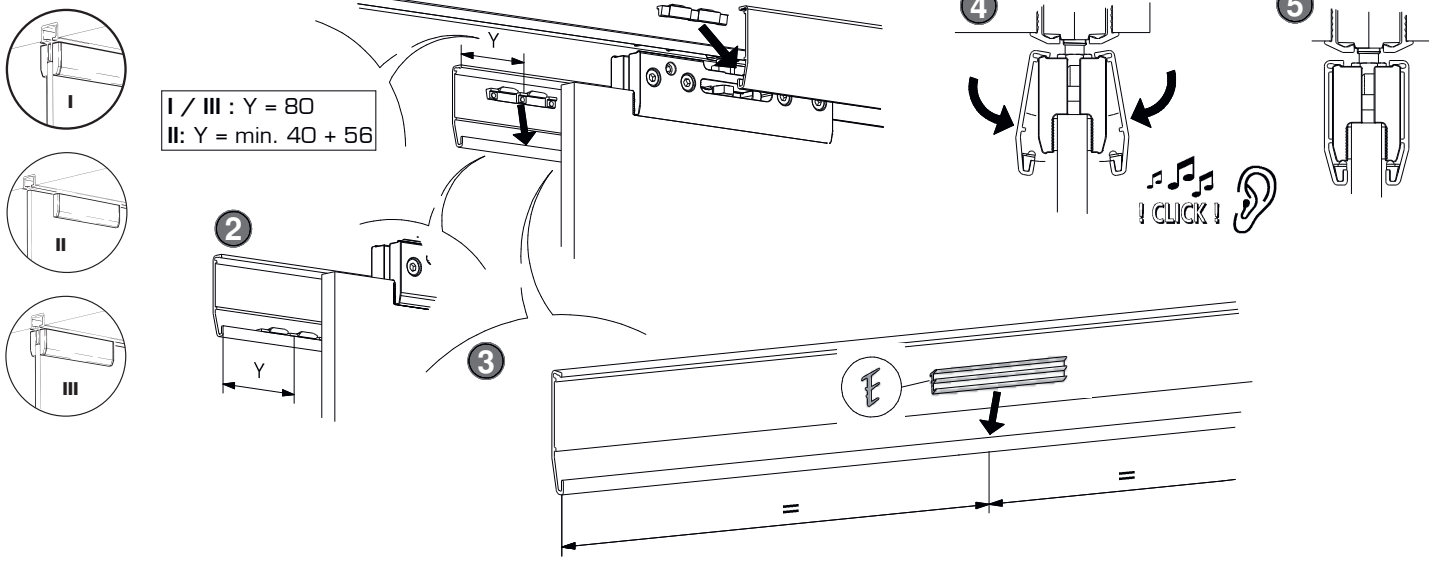

P

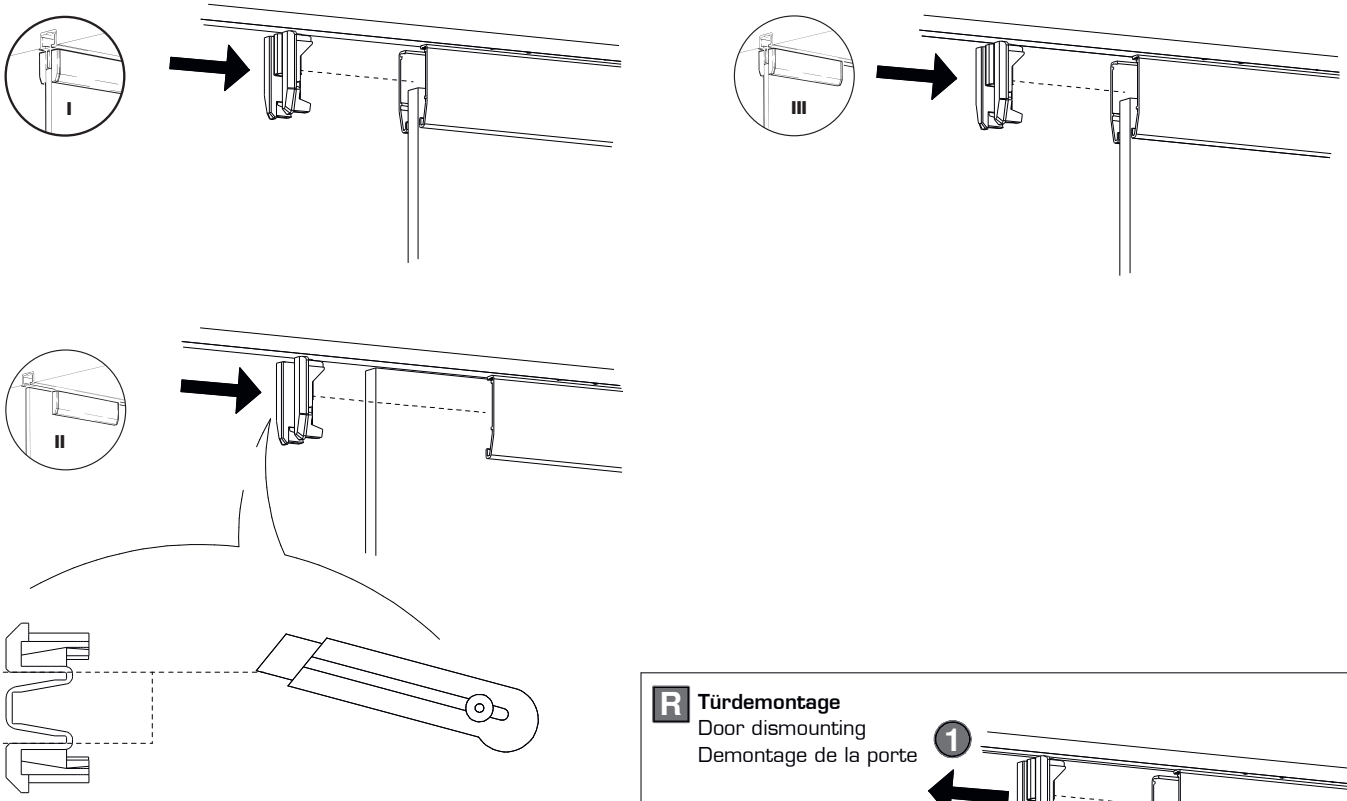

Q

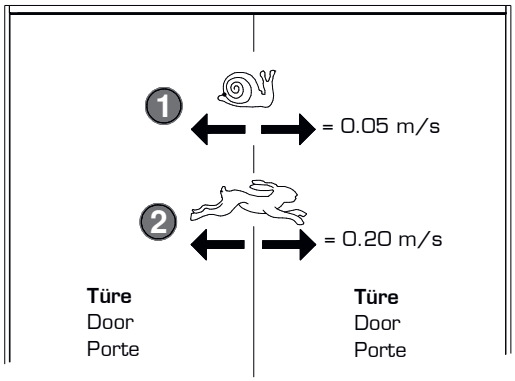

R **Türdemontage**
Door dismounting
Demontage de la porte

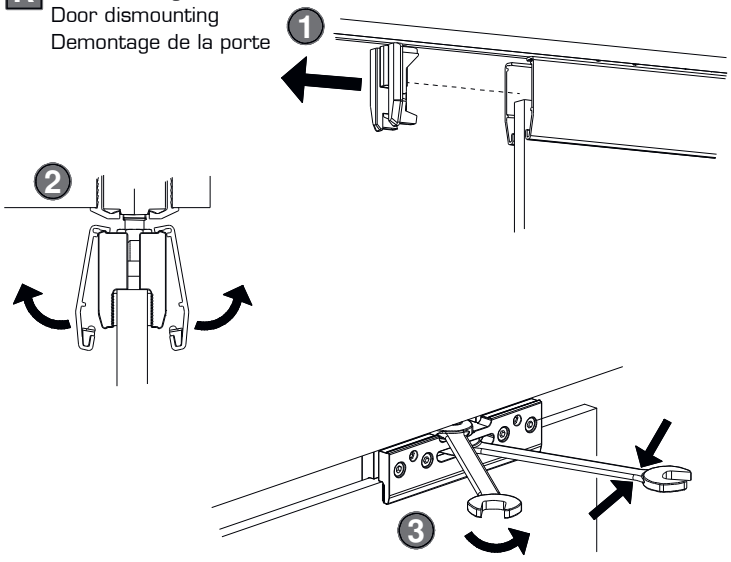

Einbaubeispiele/Mounting examples/Exemples de montage

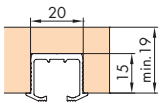

A zum Kleben
for glue fixing
à coller

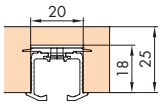

B mit Drehriegel (nicht für Hartholz/MDF)
with swivel lug (not for hard wood/MDF)
avec verrou (pas pour bois dur/MDF)

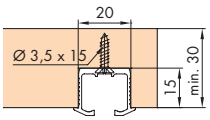

C zum Schrauben
for screw fixing
à visser

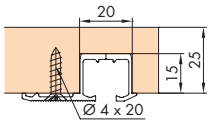

D zum Schrauben
for screw fixing
à visser

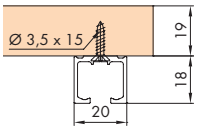

E zum Aufschrauben
for surface mounting
with scews
à visser en applique

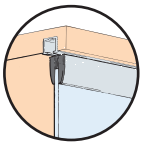

I

A/B/C Schienenlänge/Track length/Longueur du rail KIM – (2 x 32)

D/E Schienenlänge/Track length/Longueur du rail KIM – 1

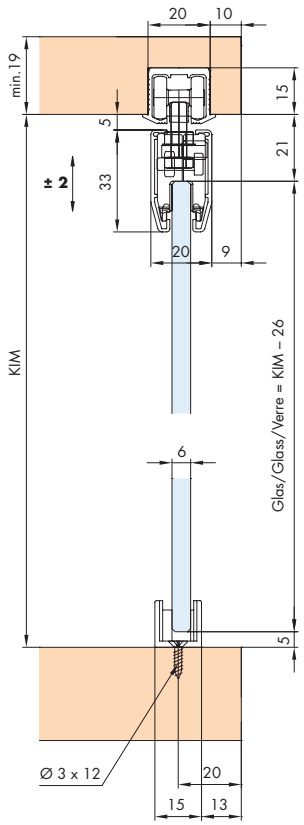

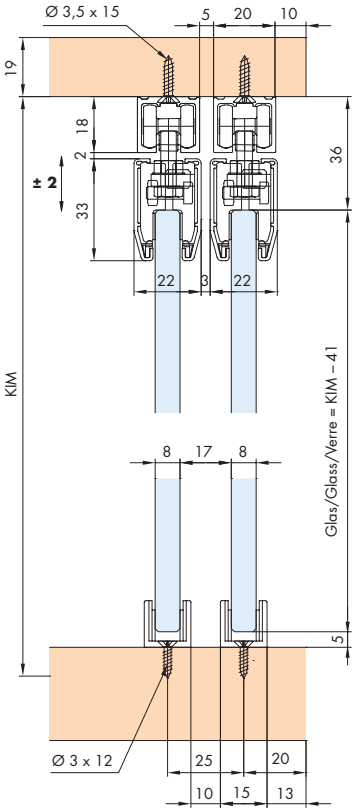

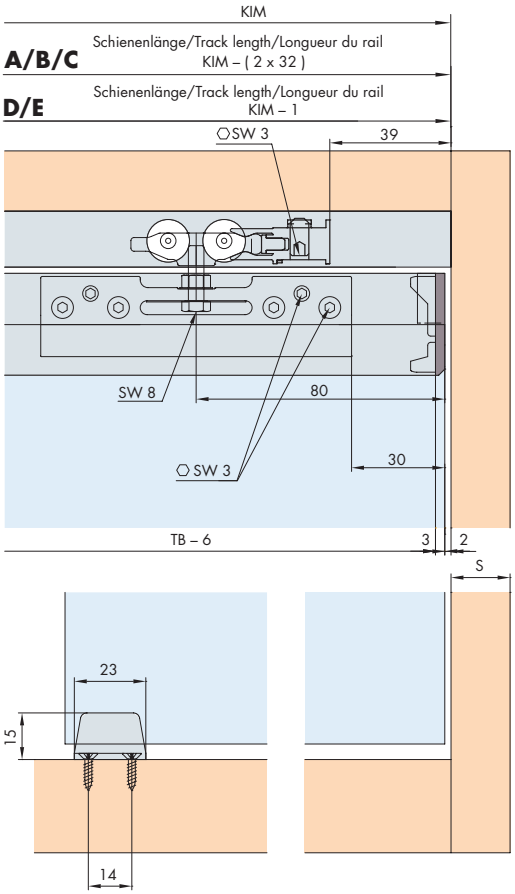

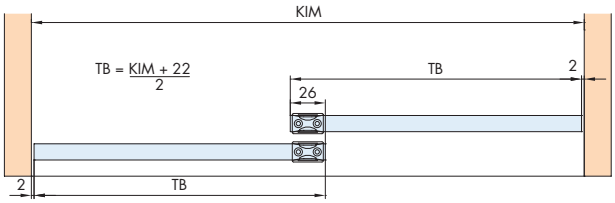

Einbaubeispiele mit Glasbearbeitung

Mounting examples with glass processing

Exemples de montage avec usinage du verre

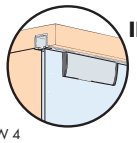

II

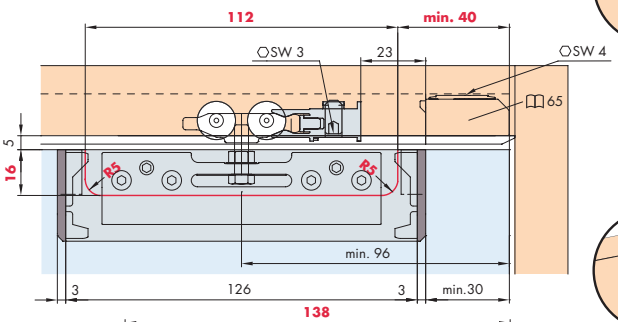

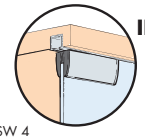
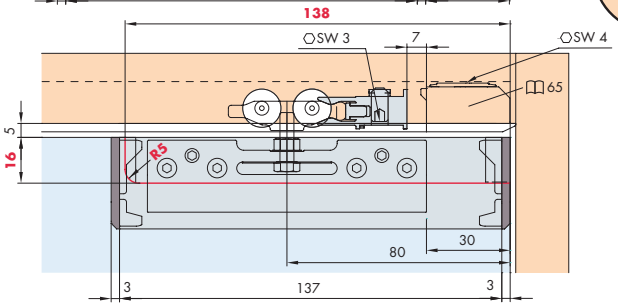
III