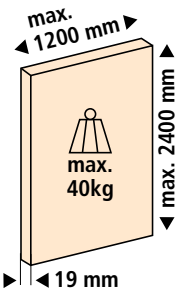


System: Lauf- und Führungsschiene aufgeschraubt, ohne Korpusbearbeitung, für zwei Holztüren bis 40 kg. Design Flächenbündig /Forslide

System: Running and guide track screwed on, without cabinet modification, for two wooden doors up to 40 kg. Flush design /Forslide

Système: rails de roulement et de guidage vissés, aucune préparation nécessaire le corps de meuble, pour deux portes en bois jusqu'à 40 kg. Pour deux portes en bois jusqu'à 20 kg. Design affleurant /Forslide



Abkürzungen/Abbreviations/Abréviations

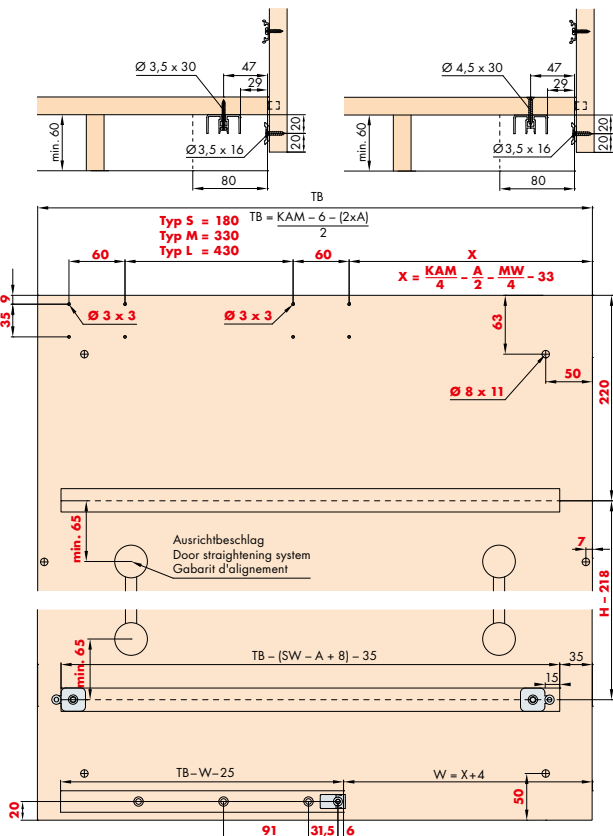
TH	Türhöhe	Door height	Hauteur de porte
TB	Türbreite	Door width	Largeur de porte
H	Höhe	Height	Hauteur
W	Position Führung	Guide position	Position guidage
X	Bohrung Frontbefestigung	Drill hole front fixing	Perçage fixation de la face
Y	Bohrung Position Steuerkurve	Drill hole position radial cam	Perçage position came de commande
Z	Kante Position Steuerkurve	Edge position radial cam	Bord position came de commande
U	Position Führungsschiene	Position guide track	Position rail de guidage

Einbaugrößen/Installation dimensions/Dimensions de montage

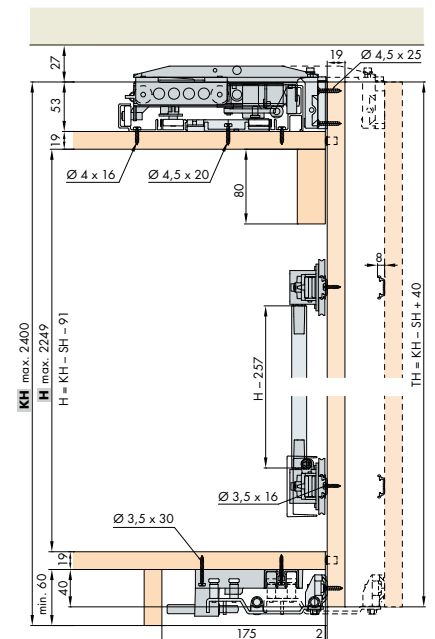
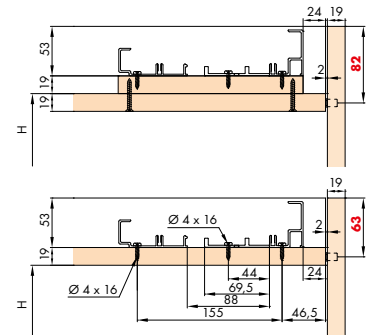
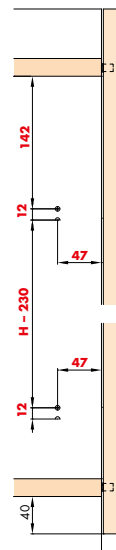
- Typ S** = KAM 1200-1799
- Typ M** = KAM 1800-2199
- Typ L** = KAM 2200-2400

Übersicht/Overview/Synopsis: 18

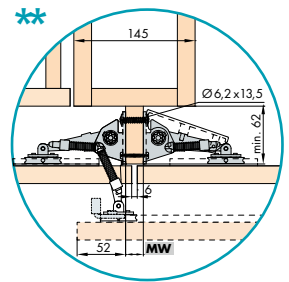
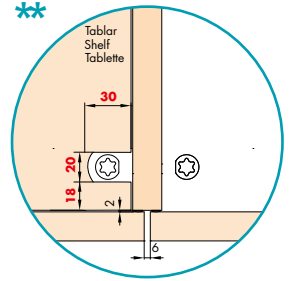
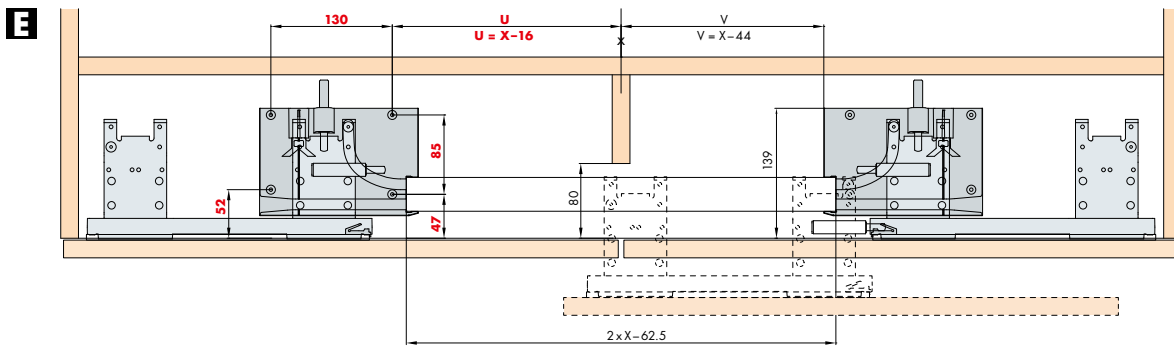
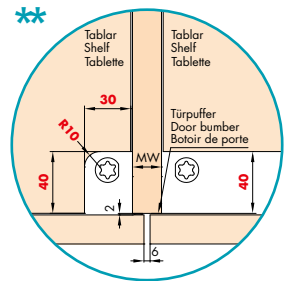
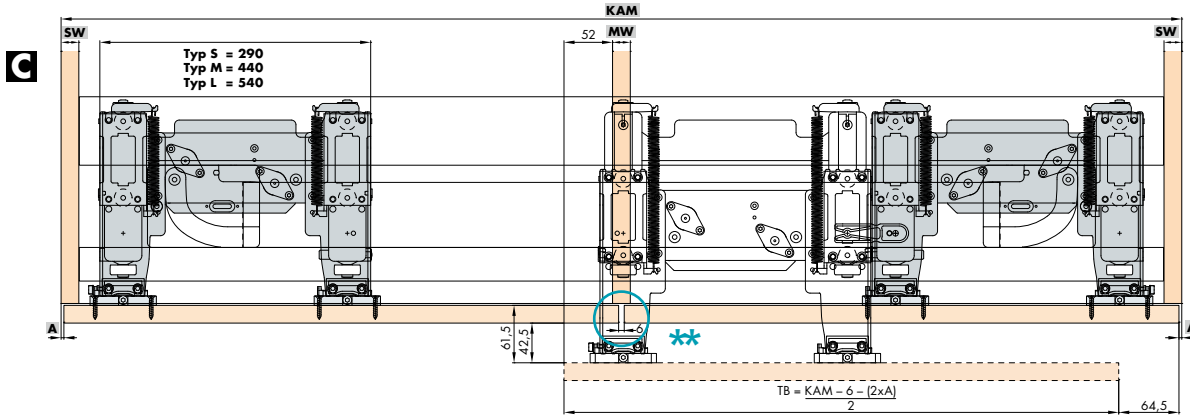
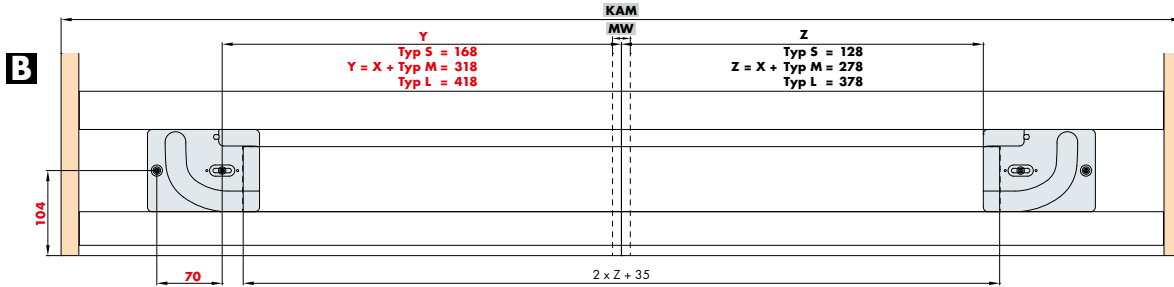
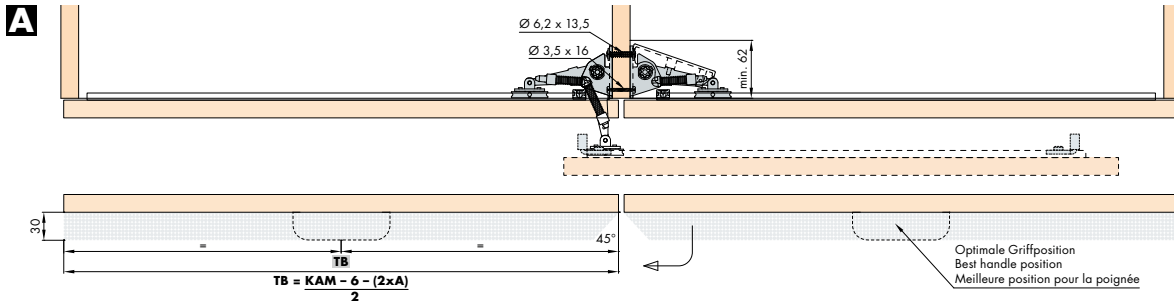
Einbaubeispiele/Mounting examples/Exemples de montage



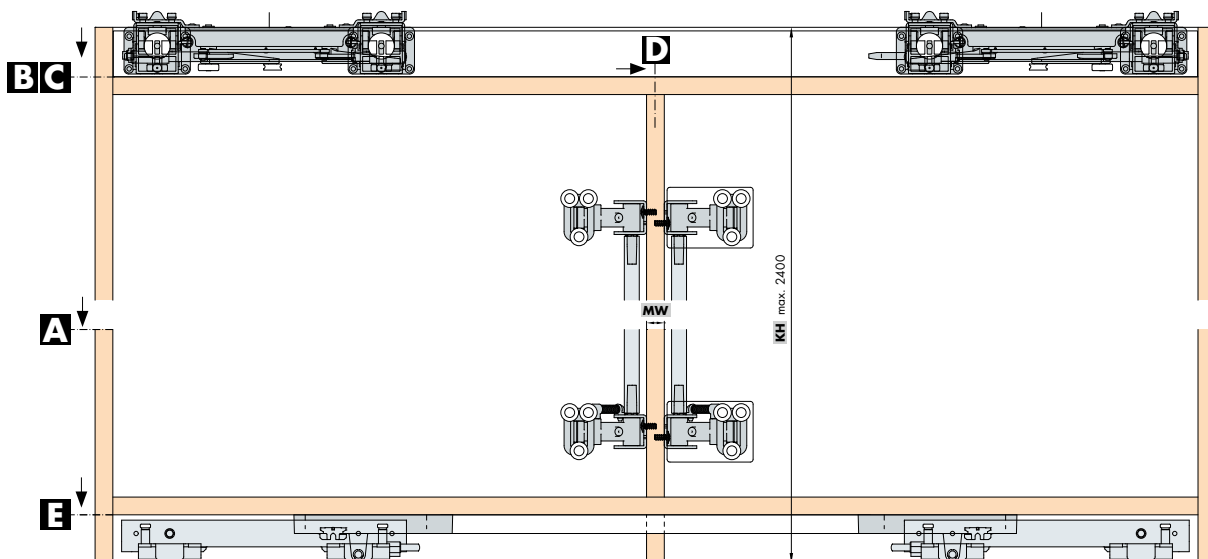
D



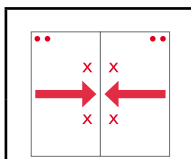
Bearbeitung = rote Zahlen/Preparation = red numbers/Préparation = numéros en rouge



Mit Auszug/Schublade
With pull-out/drawer
Avec extension/tiroir



Übersicht/Overview/Synopsis



Garnituren/Sets/Garnitures

053.3320.071	KAM 1200-1799 mm	Typ S	•
053.3320.072	KAM 1800-2199 mm	Typ M	•
053.3320.073	KAM 2200-2400 mm	Typ L	•

Zubehör/Accessories/Accessoires

053.3321.180	Schienset Track set Set de rails KAM 1200-1799 mm	Typ S	•
053.3321.220	Schienset Track set Set de rails KAM 1800-2199 mm	Typ M	•
053.3321.240	Schienset Track set Set de rails KAM 2200-2400 mm	Typ L	•

Garnitur/Set/Garniture

2 Türen Doors Portes	Typ S = KAM 1200-1799 mm	No. 053.3320.071	
	Typ M = KAM 1800-2199 mm	No. 053.3320.072	
	Typ L = KAM 2200-2400 mm	No. 053.3320.073	
		1 x	
		1 x	
		1 x	
		1 x	
		1 x	
		1 x	
1 x	1 x	1 x	1 x
1 x	2 x	1 x	1 x
1 x	1 x	4 x	4 x

Zubehör/Accessories/Accessoires

Schienset für Korpusbreite von 1200-1799 mm Typ S 1800 mm 053.3321.180

Alu eloxiert und Kunststoff, gelocht
Track set for cabinet widths 1200-1799 mm aluminium anodized and plastic, perforated
Set de rails pour largeur de corps de meuble de 1200-1799 mm alu anodisé et plastique, perforé

Schienset für Korpusbreite von 1800-2199 mm Typ M 2200 mm 053.3321.220

Alu eloxiert und Kunststoff, gelocht
Track set for cabinet widths 1800-2199 mm aluminium anodized and plastic, perforated
Set de rails pour largeur de corps de meuble de 1800-2199 mm alu anodisé et plastique, perforé

Schienset für Korpusbreite von 2200-2400 mm Typ L 2400 mm 053.3321.240

Alu eloxiert und Kunststoff, gelocht
Track set for cabinet widths 2200-2400 mm aluminium anodized and plastic, perforated
Set de rails pour largeur de corps de meuble de 2200-2400 mm alu anodisé et plastique, perforé

Gr./Size Art. No.

1 x		49 x 36 mm
1 x		30 x 73 mm
2 x		8 x 25 mm
1 x		67 x 10 mm
2 x		∅ 16 x 2000 mm
2 x		23 x 5 mm
1 x		29 x 15 mm