Hawa Puro 100/150

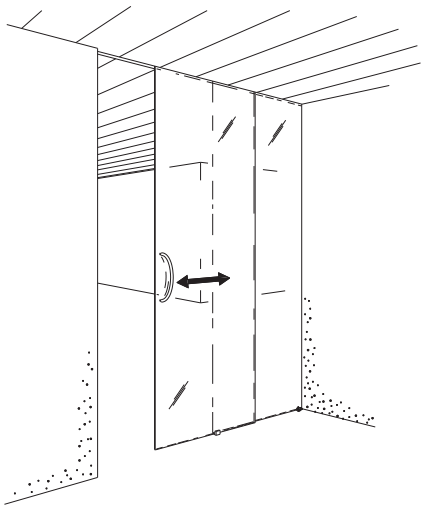

Planung und Montage

Beschlag für Ganzglasschiebetüren mit verdeckter Aufhängung bis 150 kg Türgewicht.

Planification et montage

Ferrure pour portes tout-verre coulissantes avec suspension cachée et poids de porte jusqu'à 150 kg.

Planning and installation

Hardware for all-glass sliding doors with concealed suspension with a door weight of up to 150 kg (330 lbs.).

Progetto e montaggio

Ferramenta per porte scorrevoli completamente in vetro con sospensione nascosta fino a 150 kg di peso porta.

Planificación y montaje

Herraje para puertas deslizantes enteramente de cristal con sistema de suspensión oculto para un peso de hasta 150 kg por panel.

Hawa Teile | Eléments Hawa | Hawa components | Componenti Hawa | Componentes Hawa

NOTICE: Metric dimensions are valid – dimensions stated in inches are for information only.

Diese Zeichnung ist Eigentum der Hawa AG und darf weder verwertet, vervielfältigt noch Dritten zugänglich gemacht werden. Alle unsere Katalog-Zeichnungen sowie die speziellen Einbauzeichnungen im Massstab 1:1 usw. stellen Beispiele zum Einbau unserer Beschläge dar. Irgendwelche Ansprüche aus der Verwendung dieser Unterlagen können durch den Kunden nicht abgeleitet werden. Für bau-/projektbezogene, konstruktive Details wird keine Verantwortung übernommen.

Ce plan est la propriété de Hawa AG. Il ne peut être utilisé à titre lucratif, ni photocopié ou transmis à un tiers. Tous les plans publiés dans les catalogues, les plans de montage spéciaux à l'échelle 1:1 etc. représentent des exemples de montage de nos ferrures. Le client ne peut tirer des droits quelconques en utilisant de tels documents. Pour des détails constructifs touchant aux projets ou aux sites, toute responsabilités est déclinée.

This drawing remains the property of Hawa AG and may not be sold, reproduced or made available to third parties. All of our catalogue drawings and special full scale installation drawings etc. represent installations using our hardware and fittings. No claims on the part of the customers can be considered which arise in connection with the use of these documents. For site or project-related design details any liability is declined.

Questo disegno è proprietà di Hawa AG e non può essere usato a scopo di lucro, riprodotto e reso accessibile a terzi. Tutti i nostri disegni del catalogo nonché i particolari disegni di montaggio in scala 1:1 ecc. rappresentano esempi per il montaggio delle nostre ferramenta. Eventuali rivendicazioni a seguito dell'utilizzo di questa documentazione non possono essere evidenziate da parte del cliente. Non assumiamo nessuna responsabilità per dettagli costruttivi che riguardano qualsiasi costruzione o progetto.

Este documento es propiedad de la empresa Hawa AG. Se excluye la venta y reproducción, al igual que el acceso a terceras personas. Los planos contenidos en nuestros catálogos, al igual que los planos especiales de montaje a escala 1:1 etc. representan ejemplos para el montaje de nuestros herrajes. Su uso no implica la deducción de derechos, cualquiera sea su naturaleza, por parte del cliente. No asumimos ninguna responsabilidad por los detalles constructivos relativos a la construcción o proyectos.

Hawa Puro 100/150

Patente / Brevets / Patents / Brevetti / Patentados

-	Gezeichnet/Dessiné/Drafted/Disegnato/Dibujado **02.2007 / RHU**	Internationale Schutzrechte Änderungen vorbehalten Droits internationaux déposés Sous réserve de modifications Swiss and foreign patents Design subject to modification Diritti protettivi internazionali Con riserva di apportare modifiche Derechos internacionales protegidos Planos sujetos a modificaciones
21133 **c**	Änderung/Modification/Modification/Modifica/Modificación **10.2015 / RHU** Ersetzt/Remplace/Replaces/Sostituisce/Reemplaza **21133b**	
	Visum/Visa/Visa/Visto/Visado **11.2015 / GRE**	

a) 03.08.07 / RBE (3917) c) 20150153
b) 01.09.09 / RBE (4348)
18.04.11 / SCM (4648)
16.08.13 / FKA (0020)

21133c/11.2015 © 2007 Hawa Sliding Solutions AG

Hawa Sliding Solutions

Hawa Sliding Solutions AG Untere Fischbachstrasse 4, 8932 Mettmenstetten, Schweiz
Tel. +41 44 787 17 17, Fax +41 44 787 17 18, info@hawa.com, www.hawa.com

Deutsch

Hawa Puro 100/150

Maximales Türgewicht 4-rollig 100 kg
Maximales Türgewicht 6-rollig 150 kg
Minimale Türbreite 750 mm

- Glasdicke Schiebetüren ESG* 8/10/12/12,7 mm , Dickentoleranz ± 0,3 mm
- Glasdicke Schiebetüren VSG**
  2x4 ± 0,2 mm ESG → Foliendicke 0,38 / 0,76 / 1,52 mm
  2x5 ± 0,2 mm ESG → Foliendicke 0,38 / 0,76 / 1,52 mm
  2x6 ± 0,2 mm ESG → Foliendicke 0,38 / 0,76 mm
- Glasdicke Festverglasung ESG/VSG 8–12 mm (mit Silikon bis 13 mm)
- Es kann sowohl Einscheibensicherheitsglas (ESG) als auch Verbundsicherheitsglas (VSG) aus ESG verwendet werden.
- Alle Glaskanten gesäumt, im Glasausschnitt 1 mm x 45°.
- VSG mit maximal 2 mm Versatz im Glasausschnitt zulässig.

Français

Hawa Puro 100/150

Poids de porte maximal 4 galets 100 kg
Poids de porte maximal 6 galets 150 kg
Largeur de porte minimale 750 mm

- Epaisseur de verre porte coulissante ESG* 8/10/12/12,7 mm, tolérance sur l'épaisseur ± 0,3 mm
- Epaisseur de verre porte coulissante VSG**
  2x4 ± 0,2 mm ESG → épaisseur de film 0,38 / 0,76 / 1,52 mm
  2x5 ± 0,2 mm ESG → épaisseur de film 0,38 / 0,76 / 1,52 mm
  2x6 ± 0,2 mm ESG → épaisseur de film 0,38 / 0,76 mm
- Epaisseur de verre glace fixe: ESG/VSG 8–12 mm (jusqu'à 13 mm avec silicone)
- Il est possible d'utiliser aussi bien du verre de sécurité trempé (ESG) que du verre de sécurité feuilleté (VSG) en ESG.
- Ensemble des chants de verre bordés, 1 mm x 45° dans la découpe de verre.
- VSG avec un décalage de 2 mm maximum autorisé dans la découpe de verre.

English

Hawa Puro 100/150

Maximum door weight 4-wheels 100 kg (220 lbs.)
Maximum door weight 6-wheels 150 kg (330 lbs.)
Minimum door width 750 mm (2'5 $\frac{17}{32}$")

- Glass thickness sliding door ESG* 8/10/12/12,7 mm ($\frac{5}{16}$"/$\frac{13}{32}$"/$\frac{15}{32}$"/$\frac{1}{2}$"), thickness tolerance ± 0,3 mm
- Glass thickness sliding door VSG**
  2x4 ± 0,2 mm ESG → film thickness 0,38 / 0,76 / 1,52 mm
  2x5 ± 0,2 mm ESG → film thickness 0,38 / 0,76 / 1,52 mm
  2x6 ± 0,2 mm ESG → film thickness 0,38 / 0,76 mm
- Glass thickness fixed glass: ESG/VSG 8–12 mm ($\frac{5}{16}$"–$\frac{15}{32}$"), with silicone up to 13 mm ($\frac{17}{32}$")
- Both fully tempered monolithic safety glass and fully tempered laminated safety glass can be used.
- All glass edges are seamed; 1 mm ($\frac{1}{16}$") x 45° in the glass cutout.
- Fully tempered laminated glass permissible with max. offset of 2 mm ($\frac{3}{32}$") in the glass cutout.

* ESG
Einscheibensicherheitsglas gemäss DIN EN 12150-1
Verre de sécurité trempé conforme DIN EN 12150-1
Fully tempered monolithic safety glass with a minimum surface compression of 15,000 psi (DIN EN 12150-1)
Vetro singolo temperato di sicurezza secondo DIN EN 12150-1
Cristal de seguridad monolitico secún DIN EN 12150-1

** VSG
Verbundsicherheitsglas gemäss DIN EN 14449
Verre de sécurité feuilleté conforme DIN EN 14449
Fully tempered laminated safety glass according to DIN EN 14449
Vetro accoppiato di sicurezza secondo DIN EN 14449
Cristal de seguridad multilaminado secún DIN EN 14449

Hawa Sliding Solutions

Hawa Sliding Solutions AG Untere Fischbachstrasse 4, 8932 Mettmenstetten, Schweiz
Tel. +41 44 787 17 17, Fax +41 44 787 17 18, info@hawa.com, www.hawa.com

Italiano

Hawa Puro 100/150

Peso massimo della porta 4-rulli 100 kg
Peso massimo della porta 6-rulli 150 kg
Larghezza minima della porta 750 mm

- Spessore del vetro porta scorrevole ESG* 8/10/12/12,7 mm, tolleranza spessore ± 0,3 mm
- Spessore del vetro porta scorrevole VSG**
  2x4 ± 0,2 mm ESG → spessore pellicola 0,38 / 0,76 / 1,52 mm
  2x5 ± 0,2 mm ESG → spessore pellicola 0,38 / 0,76 / 1,52 mm
  2x6 ± 0,2 mm ESG → spessore pellicola 0,38 / 0,76 mm
- Spessore del vetro vetrata fissa: ESG/VSG 8–12 mm (con silicone fino a 13 mm)
- È possibile usare sia vetro singolo temperato di sicurezza (ESG) sia vetro accoppiato di sicurezza (VSG) composto da ESG.
- Tutti i bordi vetro rifilati, nell'intaglio del vetro 1 mm x 45°.
- VSG ammesso con sfalsamento di 2 mm max. nell'intaglio del vetro.

Español

Hawa Puro 100/150

Peso máximo de puerta 4-rodillos 100 kg
Peso máximo de puerta 6-rodillos 150 kg
Ancho mínimo de puerta 750 mm

- Espesor del cristal puerta deslizante ESG* 8/10/12/12,7 mm, tolerancia ± 0,3 mm
- Espesor del cristal puerta deslizante VSG**
  2x4 ± 0,2 mm ESG → espesor de la lámina 0,38 / 0,76 / 1,52 mm
  2x5 ± 0,2 mm ESG → espesor de la lámina 0,38 / 0,76 / 1,52 mm
  2x6 ± 0,2 mm ESG → espesor de la lámina 0,38 / 0,76 mm
- Espesor del cristal fijo: ESG/VSG 8–12 mm (con silicona hasta 13 mm)
- Es posible utilizar tanto cristal de seguridad monolítico (ESG) como cristal de seguridad multilaminado (VSG) compuesto por ESG.
- Cantear todos los cantos del cristal, en la muesca del cristal 1 mm x 45°.
- En la muesca con VSG admisible con un desfase máximo de 2 mm.

* ESG Einscheibensicherheitsglas gemäss DIN EN 12150-1
Verre de sécurité trempé conforme DIN EN 12150-1
Fully tempered monolithic safety glass with a minimum surface compression of 15,000 psi (DIN EN 12150-1)
Vetro singolo temperato di sicurezza secondo DIN EN 12150-1
Cristal de seguridad monolitico secún DIN EN 12150-1

** VSG Verbundsicherheitsglas gemäss DIN EN 14449
Verre de sécurité feuilleté conforme DIN EN 14449
Fully tempered laminated safety glass according to DIN EN 14449
Vetro accoppiato di sicurezza secondo DIN EN 14449
Cristal de seguridad multilaminado secún DIN EN 14449

Hawa Sliding Solutions

Hawa Sliding Solutions AG Untere Fischbachstrasse 4, 8932 Mettmenstetten, Schweiz
Tel. +41 44 787 17 17, Fax +41 44 787 17 18, info@hawa.com, www.hawa.com

Inhaltsverzeichnis

Inhaltsverzeichnis 4
Vertikalschnitte 7/8
Montage-Varianten 9
Position Komponenten 10
Glasberechnung / Glasausschnitt 11
Glasberechnungen 12
Glasbestellung 13
Vormontage Schiebetüre mit ESG und Glasprofil 14
Vormontage Schiebetüre mit VSG 15/16
Montage Laufschiene und spielfreie Bodenführung 17
Montage Laufschiene mit Revisionsstück 18
Montage Schiebetüre 19/20
Montage Schienenpuffer 21
Festverglasung 22
Montage Festverglasung 23/24
Montage Holzfestteil 25
Montage bei abgehängter Decke 26
Wandanschluss, Bodentürstopper und Dichtungsprofil 27
Montage der Laufschiene mit Hawa Adapto 100/150 P 28-30
Hawa Toplock 31
Beschlägeübersicht 32/33
Übersicht sämtlicher Abkürzungen 34

Sommaire

Sommaire 4
Coupes verticales 7/8
Variantes de montage 9
Position des composants 10
Calcul de verre /Découpe de verre 11
Calcules de verres 12
Commande de verre 13
Prémontage de porte coulissante avec verre ESG et profil porte-glace 14
Prémontage de porte coulissante avec verre VSG 15/16
Montage rail de roulement et guide inférieur autoserrant 17
Montage rail de roulement avec pièce de révision 18
Montage de la porte coulissante 19/20
Montage de la butée de rail 21
Glace fixe 22
Montage glace fixe 23/24
Montage pièce fixe en bois 25
Montage avec plafond suspendu 26
Fixation murale, arrête-porte du bas et profil jointif 27
Montage du rail de roulement avec Hawa Adapto 100/150 P 28-30
Hawa Toplock 31
Composants de la ferrure 32/33
Aperçu de toutes les abréviations 34

Technische Änderungen vorbehalten
Sous réserve de modifications techniques
Subject to modification

Con riserva di apportare modifiche tecniche
Bajo reserva de modificaciones técnicas

Hawa Sliding Solutions

Hawa Sliding Solutions AG Untere Fischbachstrasse 4, 8932 Mettmenstetten, Schweiz
Tel. +41 44 787 17 17, Fax +41 44 787 17 18, info@hawa.com, www.hawa.com

Contents

Contents 5
Vertical sections 7/8
Assembly options 9
Position of components 10
Glass calculation / Glass cutout 11
Glass calculation 12
Ordering glass 13
Pre-assembly of sliding door with fully tempered monolithic safety glass and glass profile 14
Pre-assembly of sliding door with fully tempered laminated safety glass 15/16
Assembly of top track and floor guide, screw mounting, rattle proof 17
Assembly of top track with servicing unit 18
Sliding door installation 19/20
Mounting of track stop 21
Fixed glass 22
Mounting fixed glass 23/24
Assembly of fixed wood part 25
Assembly for suspended ceiling 26
Wall mounting, bottom door stop and seal profile 27
Assembly of top track with Hawa Adapto 100/150 P 28-30
Hawa Toplock 31
Hardware system components 32/33
Overview of all abbreviations 34

Indice

Indice 5
Sezioni verticali 7/8
Varianti di montaggio 9
Posizioni dei componenti 10
Calcolo del vetro / Intaglio del vetro 11
Calcolo del vetro 12
Ordine vetro 13
Premontaggio porta scorrevole con ESG e profilo vetro 14
Premontaggio porta scorrevole con VSG 15/16
Montaggio rotaia e guida a pavimento senza gioco 17
Montaggio rotaia con pezzo per revisione 18
Montaggio porta scorrevole 19/20
Montaggio del paracolpi 21
Vetrata fissa 22
Montaggio vetrata fissa 23/24
Montaggio parte fissa in legno 25
Montaggio con controsoffitto 26
Collegamento a parete, arresto porta a pavimento e profilo guarnizione 27
Montaggio rotaia con Hawa Adapto 100/150 P 28-30
Hawa Toplock 31
Assortimento ferramenta 32/33
Descrizione di tutte le abbreviazioni 34

Technische Änderungen vorbehalten
Sous réserve de modifications techniques
Subject to modification

Con riserva di apportare modifiche tecniche
Bajo reserva de modificaciones técnicas

Contenido

Contenido 6
Secciones verticales 7/8
Variantes de montaje 9
Posición de componentes 10
Cálculo del cristal / Muesca en el cristal 11
Cálculo del cristal 12
Orden de pedido de cristal. 13
Montaje previo puerta deslizante con ESG y perfil para cristal 14
Montaje previo puerta deslizante con VSG 15/16
Montaje riel de rodadura y guía inferior anti-vibraciones 17
Montaje riel de rodadura con pieza de revisión 18
Montaje de la puerta deslizante 19/20
Montaje del tope de riel 21
Cristal fijo 22
Montaje de cristal fijo 23/24
Montaje del panel fijo en madera 25
Montaje con cielorraso suspendido 26
Pieza centrador, tope de piso y perfil de tope vertical 27
Montaje del riel de rodadura con Hawa Adapto 100/150 P. 28-30
Hawa Toplock 31
Componentes de los herrajes 32/33
Detalle general de abreviaturas 34

Technische Änderungen vorbehalten
Sous réserve de modifications techniques
Subject to modification

Con riserva di apportare modifiche tecniche
Bajo reserva de modificaciones técnicas

Hawa Sliding Solutions

Hawa Sliding Solutions AG Untere Fischbachstrasse 4, 8932 Mettmenstetten, Schweiz
Tel. +41 44 787 17 17, Fax +41 44 787 17 18, info@hawa.com, www.hawa.com

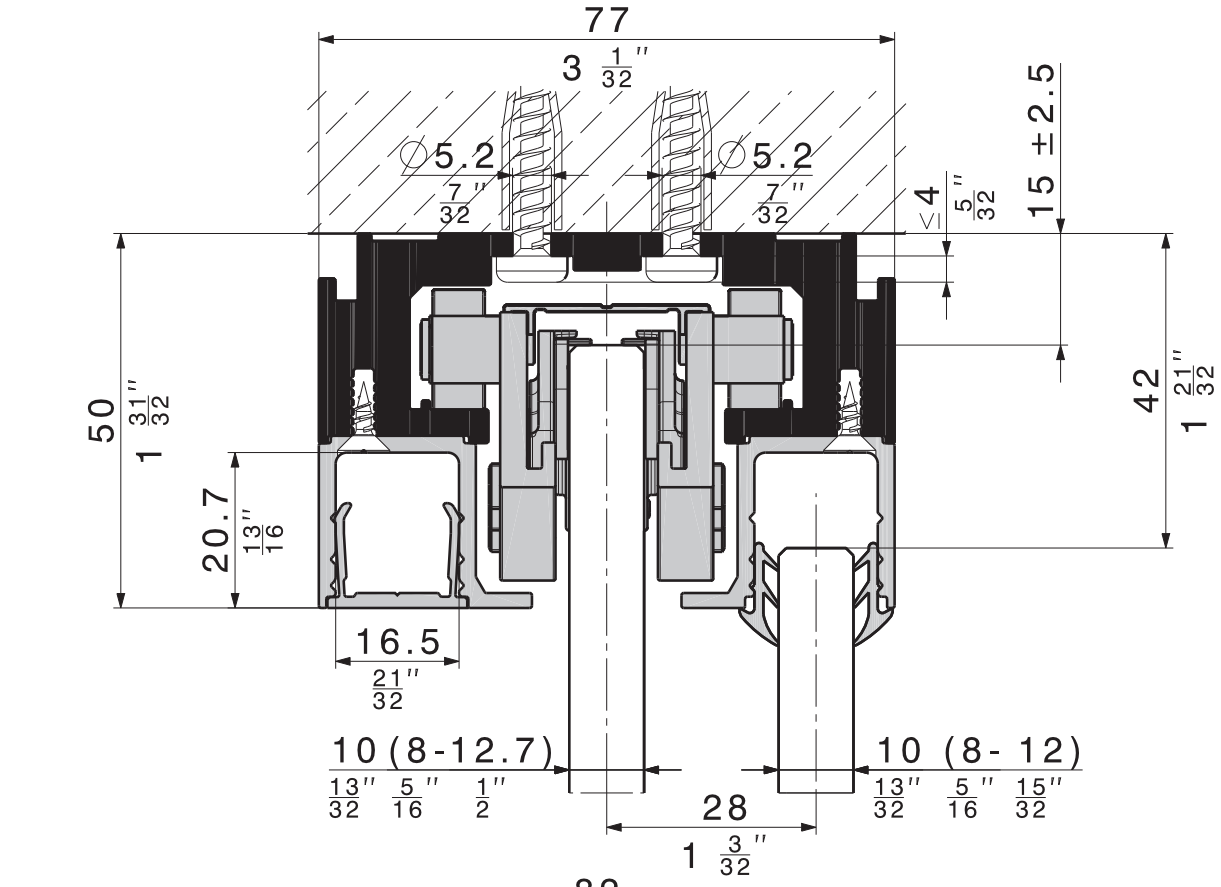

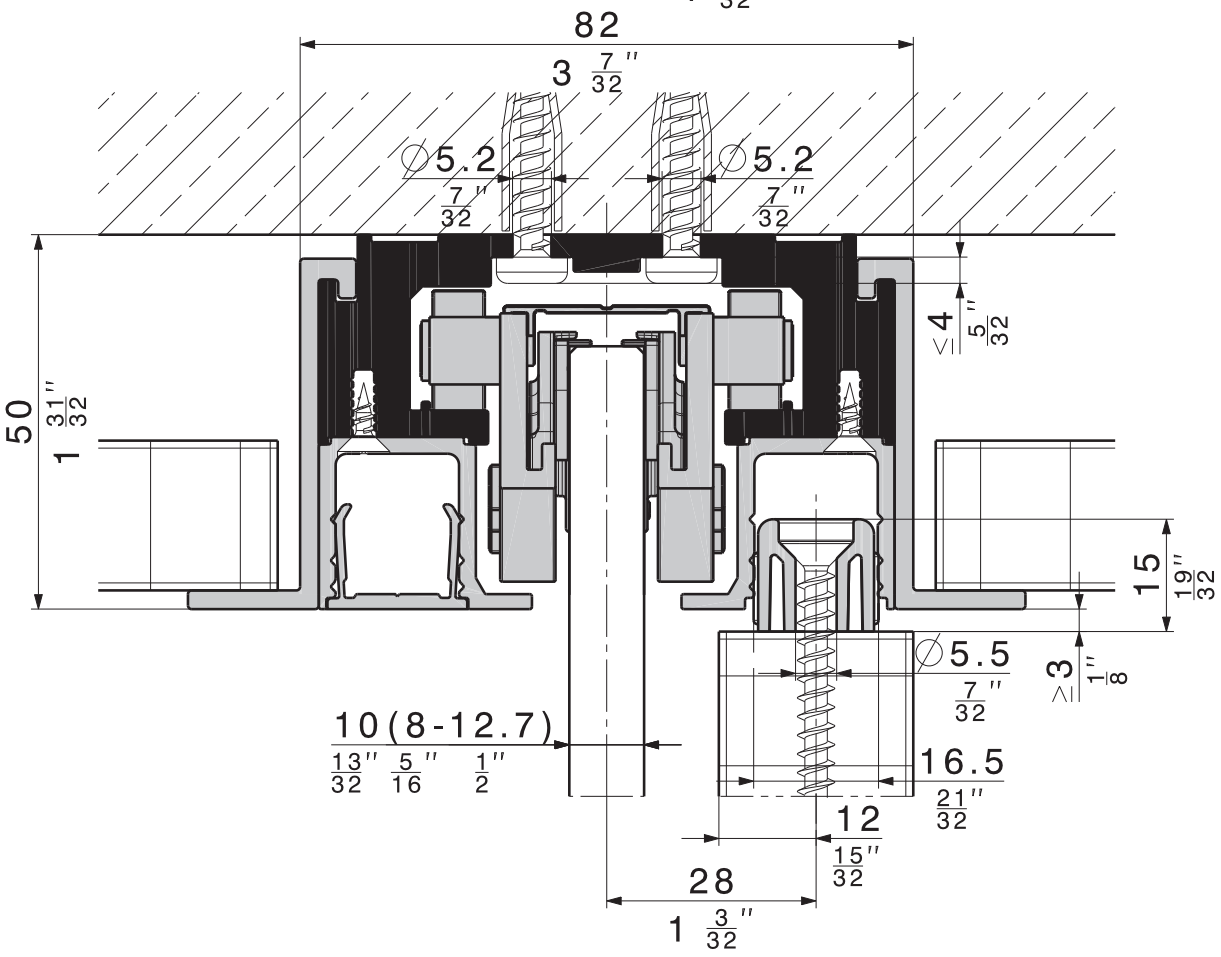

Technische Änderungen vorbehalten
Sous réserve de modifications techniques
Subject to modification

Con riserva di apportare modifiche tecniche
Bajo reserva de modificaciones técnicas

Hawa Sliding Solutions

Hawa Sliding Solutions AG Untere Fischbachstrasse 4, 8932 Mettmenstetten, Schweiz
Tel. +41 44 787 17 17, Fax +41 44 787 17 18, info@hawa.com, www.hawa.com

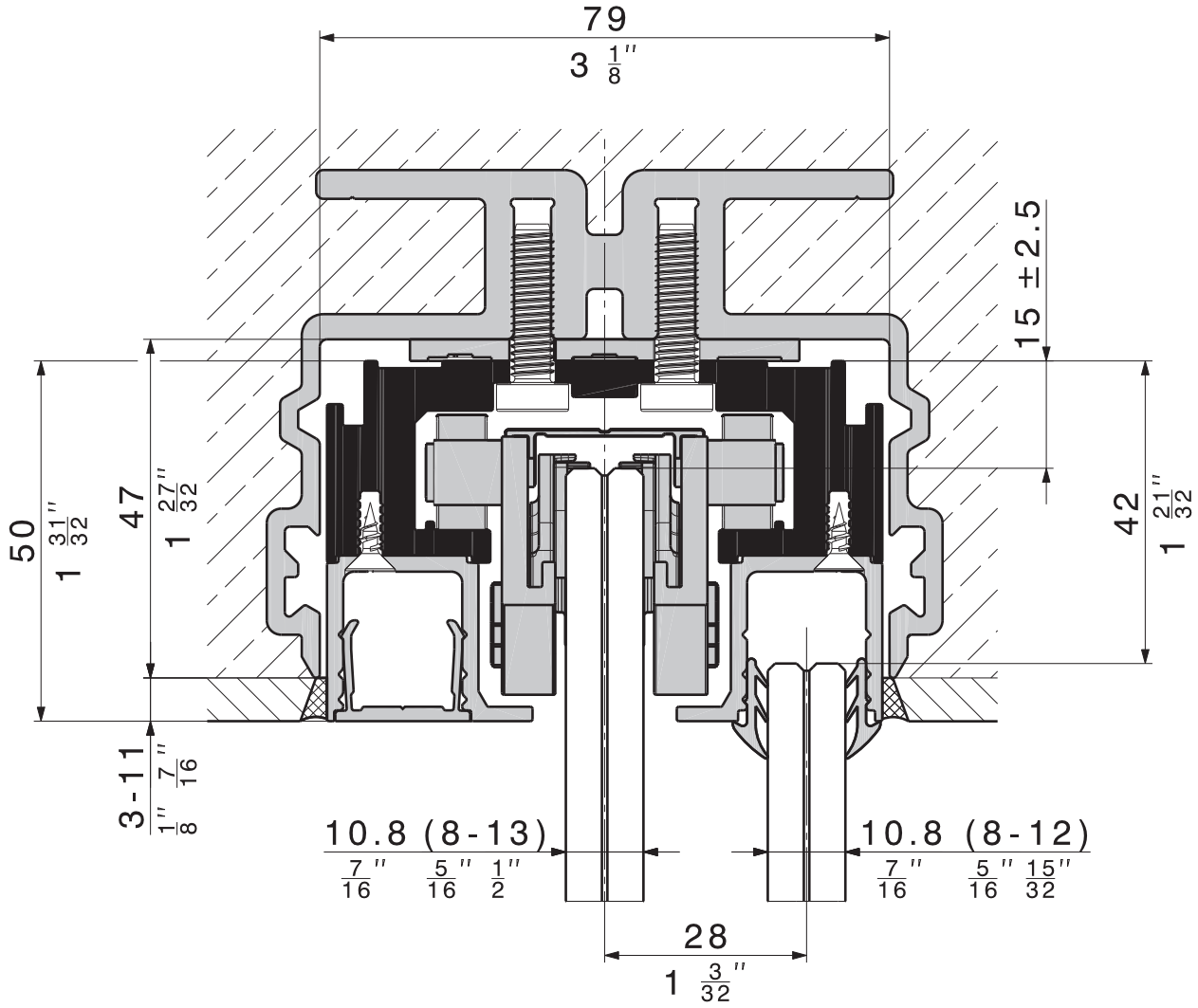

Technische Änderungen vorbehalten
Sous réserve de modifications techniques
Subject to modification

Con riserva di apportare modifiche tecniche
Bajo reserva de modificaciones técnicas

Hawa Sliding Solutions

Hawa Sliding Solutions AG Untere Fischbachstrasse 4, 8932 Mettmenstetten, Schweiz
Tel. +41 44 787 17 17, Fax +41 44 787 17 18, info@hawa.com, www.hawa.com

Montage-Varianten
Variantes de montage
Assembly options
Varianti di montaggio
Variantes de montaje

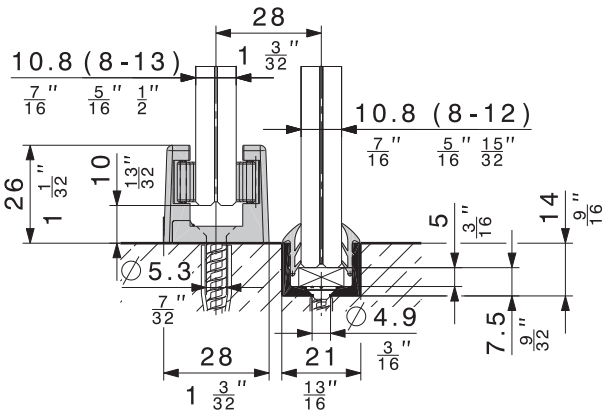

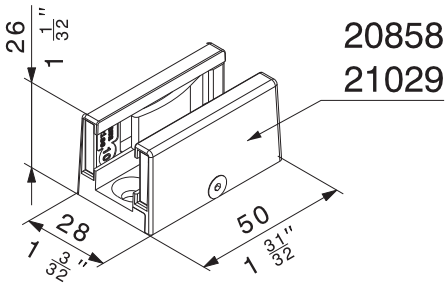

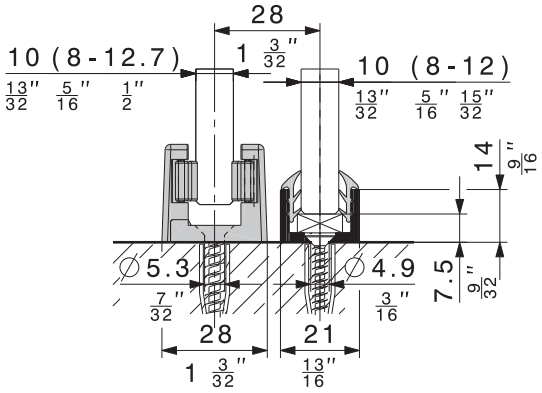

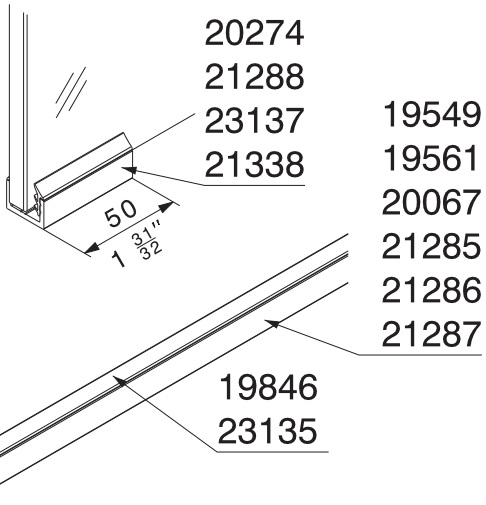

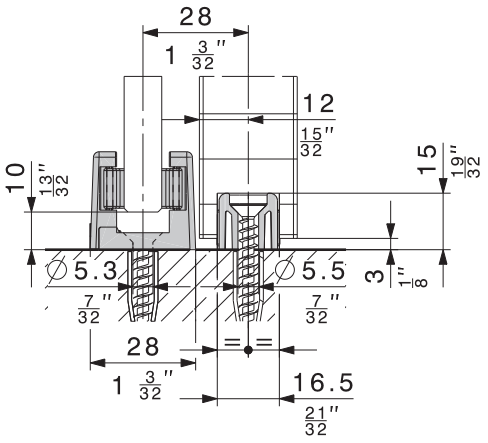

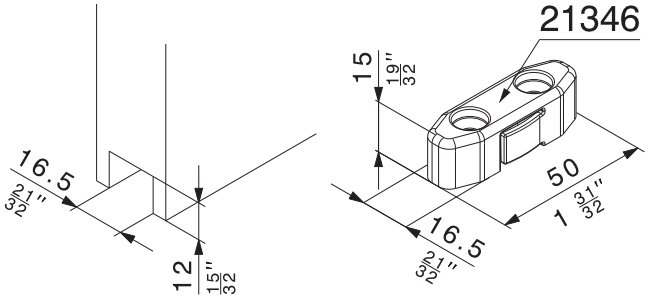

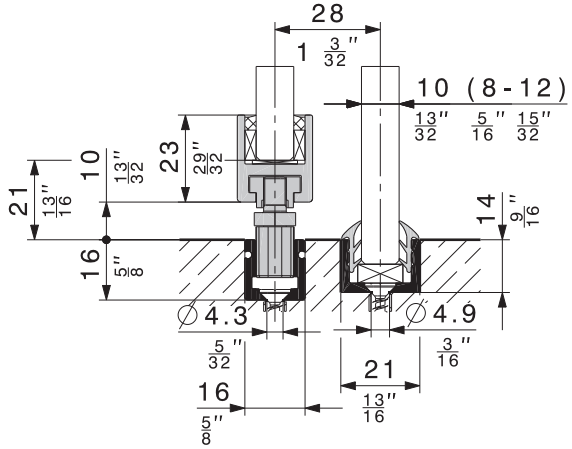

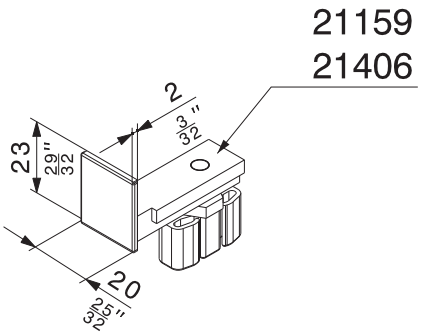

Position Komponenten
Position des composants
Position of components
Posizioni dei componenti
Posición de los componentes

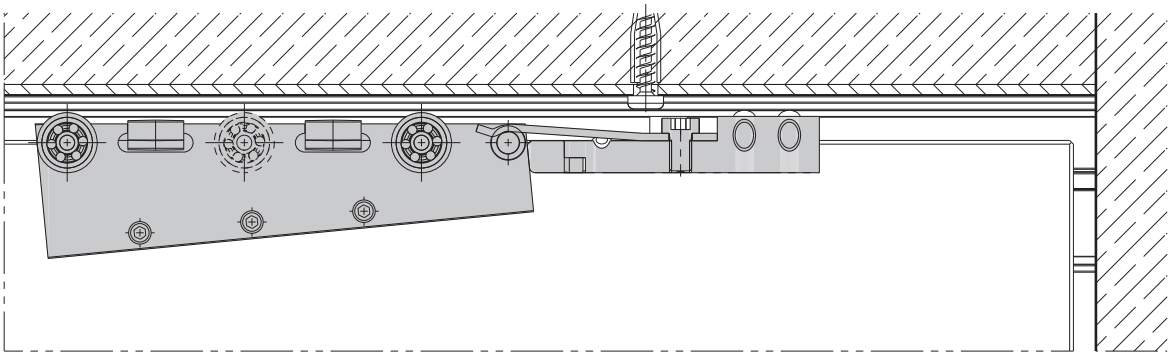

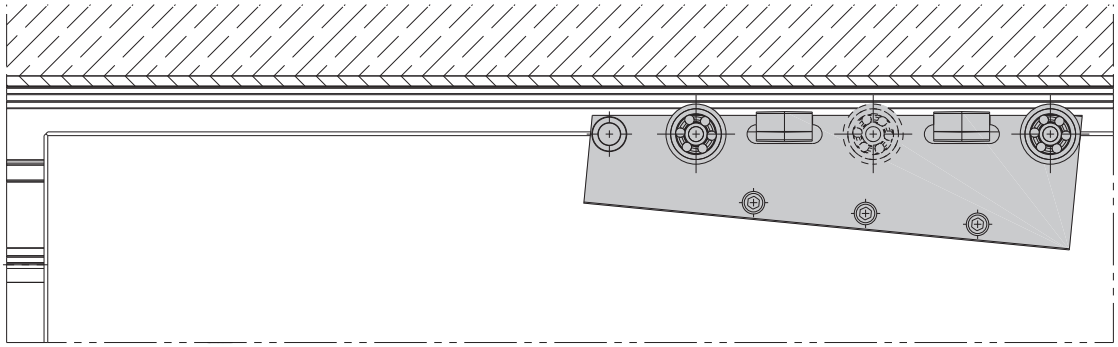

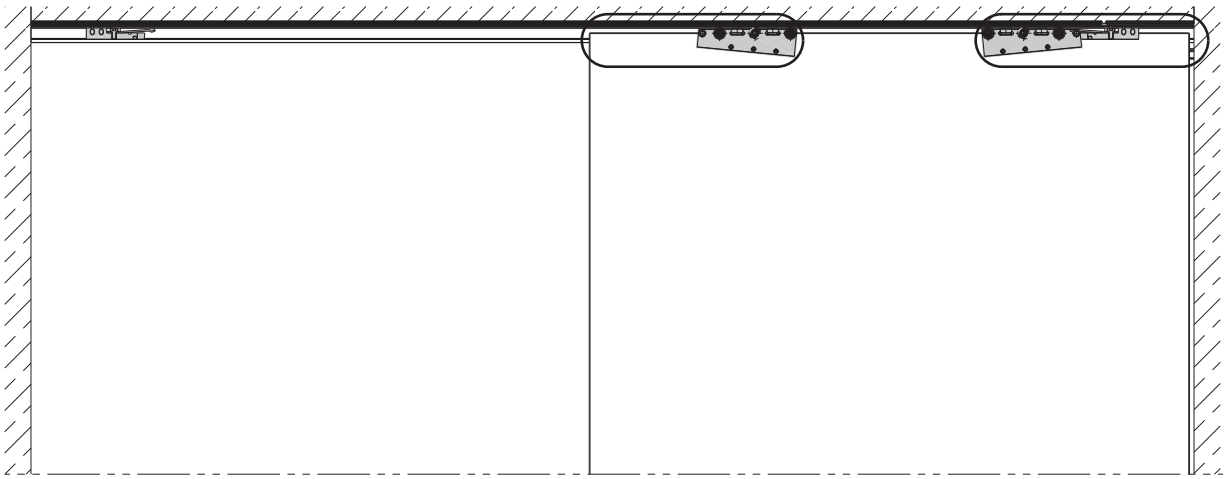

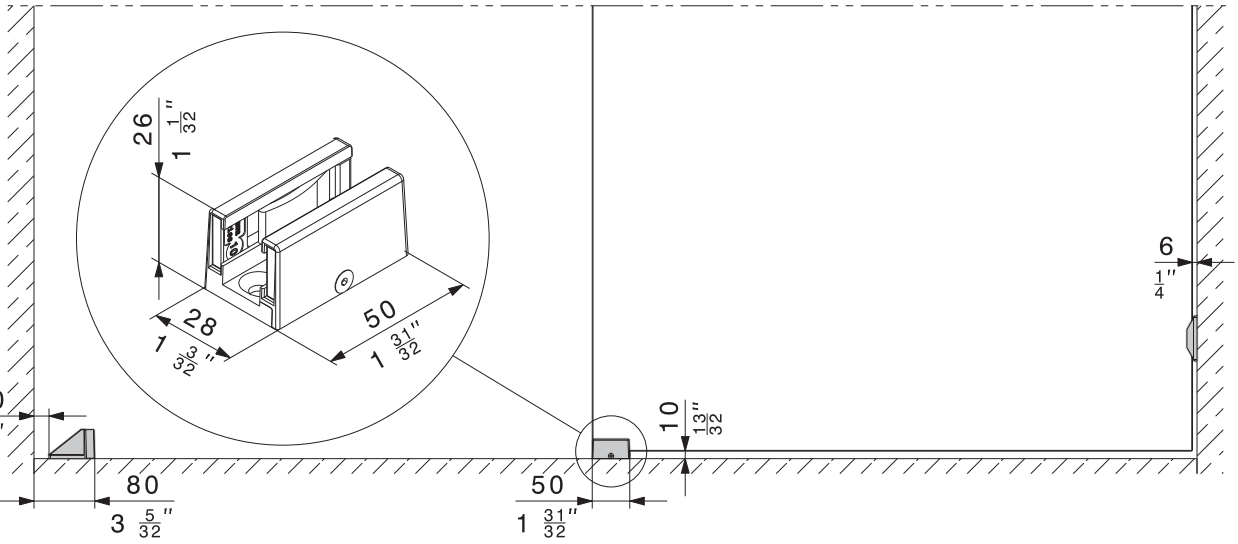

Glasberechnung / Glasausschnitt
Calcul de verre / Découpe de verre
Glass calculation / Glass cutout
Calcolo del vetro / Intaglio del vetro
Cálculo del cristal / Muesca en el cristal

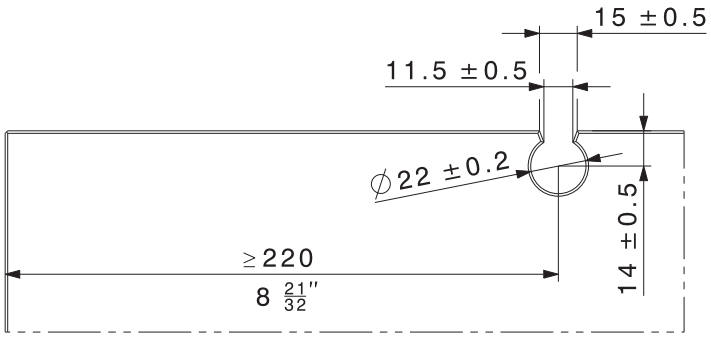

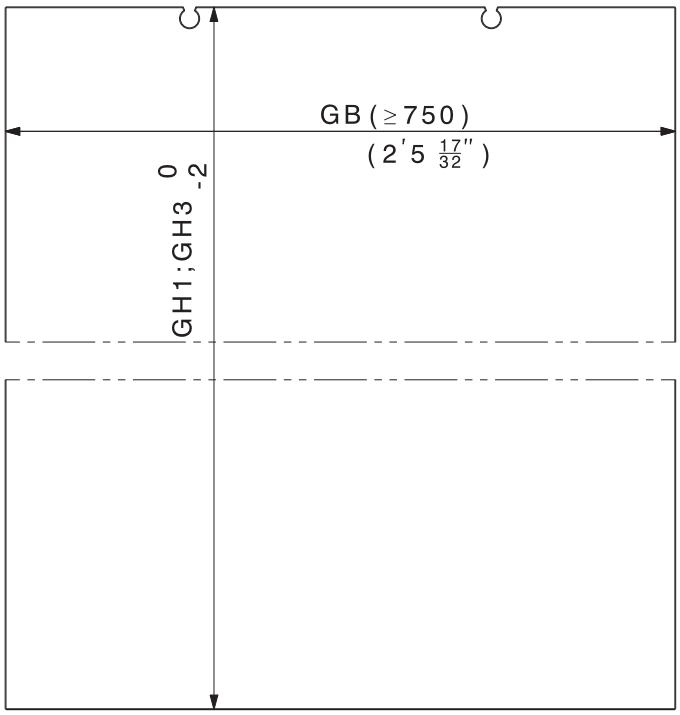

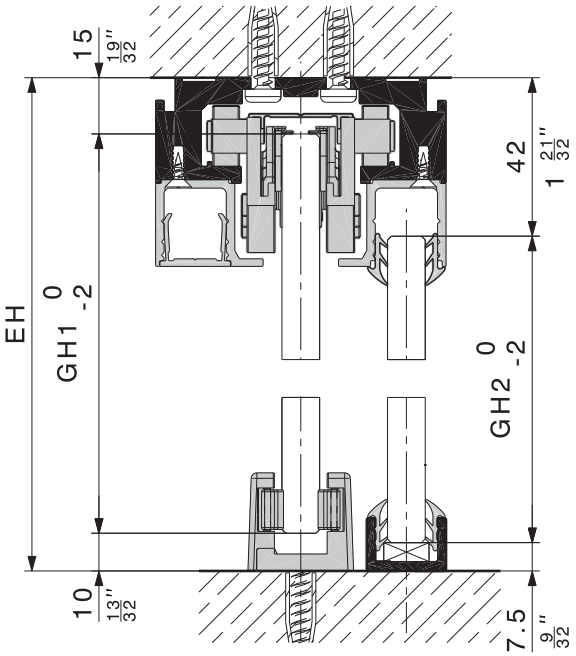

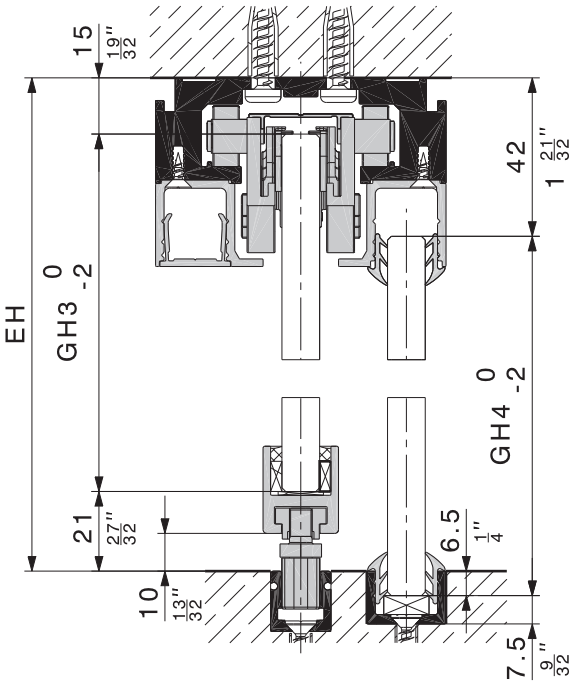

Technische Änderungen vorbehalten
Sous réserve de modifications techniques
Subject to modification

Con riserva di apportare modifiche tecniche
Bajo reserva de modificaciones técnicas

Hawa Sliding Solutions

Hawa Sliding Solutions AG Untere Fischbachstrasse 4, 8932 Mettmenstetten, Schweiz
Tel. +41 44 787 17 17, Fax +41 44 787 17 18, info@hawa.com, www.hawa.com

Glasberechnungen
Calcules de verres
Glass calculation
Calcolo del vetro
Cálculo del cristal

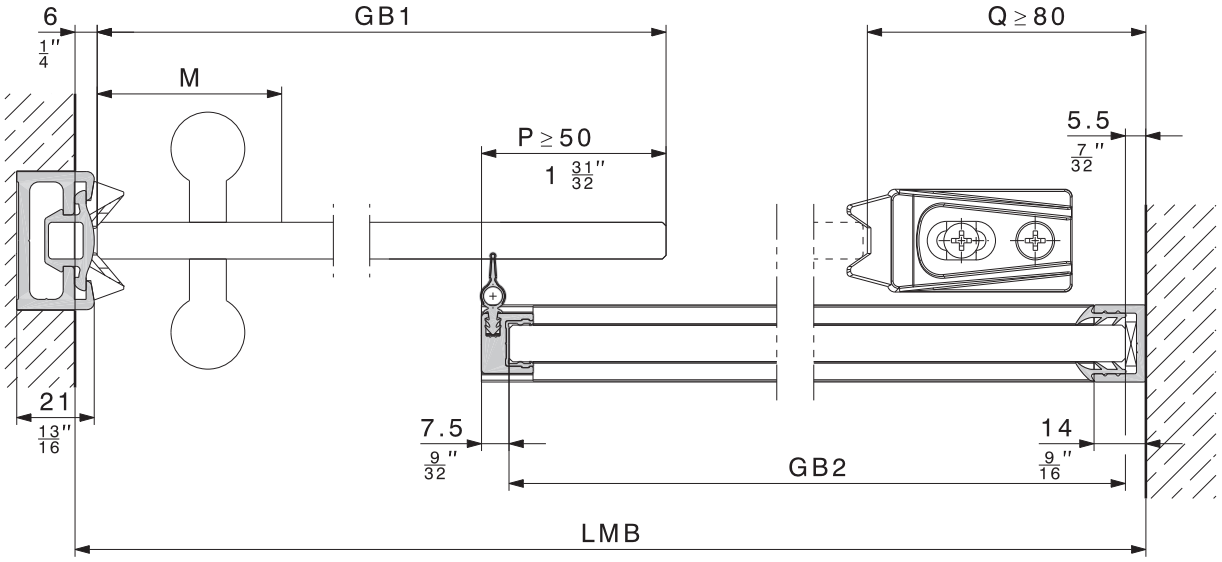

$$GB1 = \frac{LMB - Q + M + P - 6}{2}$$

$$GB2 = \frac{LMB + Q - M + P - 32}{2}$$

Glasdicke Schiebetüre Epaisseur de verre porte coulissante Glass thickness sliding door Spessore del vetro porta scorrevole Espesor del cristal puerta deslizante	Dickentoleranz Tolérance sur l'épaisseur Thickness tolerance Tolleranza spessore Tolerancia
ESG*	
8/10/12/12,7 mm (5/16"/13/32"/15/32"/1/2")	± 0,3 mm

Glasdicke Schiebetüre Epaisseur de verre porte coulissante Glass thickness sliding door Spessore del vetro porta scorrevole Espesor del cristal puerta deslizante	Foliendicke Épaisseur de film Film thickness Spessore pellicola Espesor de la lámina
VSG aus ESG***	
2x4 ± 0,2 mm	0,38 / 0,76 /1,52 mm
2x5 ± 0,2 mm	0,38 / 0,76 /1,52 mm
2x6 ± 0,2 mm	0,38 / 0,76 mm

- Alle Glaskanten gesäumt, im Glasausschnitt 1 mm x 45°.
  Ensemble des chants de verre bordés, 1 mm x 45° dans la découpe de verre.
  All glass edges are seamed; 1 mm (1/16") x 45° in the glass cutout.
  Tutti i bordi vetro rifilati, nell'intaglio del vetro 1 mm x 45°.
  Todos los cantos del cristal cortados, en la muesca del cristal 1 mm x 45°.

- VSG mit maximal 2 mm Versatz im Glasausschnitt zulässig.
  VSG avec un décalage de 2 mm maximum autorisé dans la découpe de verre.
  Fully tempered laminated glass permissible with max. offset of 2 mm (3/32") in the glass cutout.
  VSG ammesso con sfalsamento di 2 mm max. nell'intaglio del vetro.
  VSG admisible con un desfase máximo de 2 mm en la muesca del cristal.

Schiebetüre mit Glasausschnitt
Porte coulissante avec découpe de verre
Sliding door with glass cut-out
Porta scorrevole con intaglio del vetro
Puerta deslizante con muescas en el cristal

Glasbestellung
Commande de verre
Ordering glass
Ordine vetro
Orden de pedido de cristal

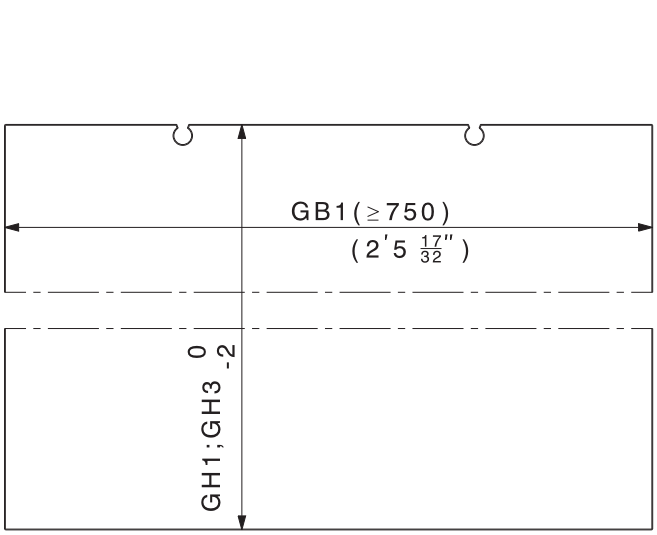

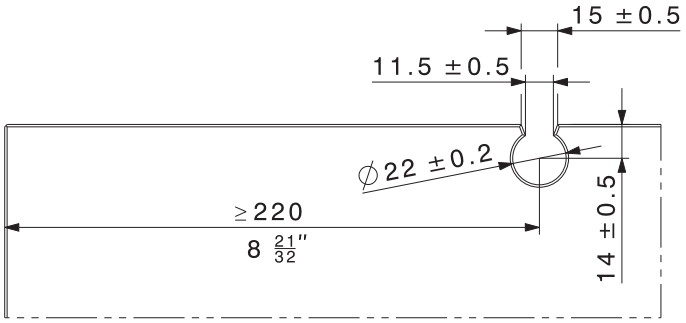

Position Position Position Posizione Posición	Stück Pièce Piece Pezzo Pieza	GH1 0/-2 (mm) GH3 0/-2 (mm)	GB1 (mm)

Glasdicken
Epaisseurs de verre
Glass thicknesses
Spessori del vetro
Espesores del cristal

ESG* ☐ 8 mm (5/16") ☐ 10 mm (13/32") ☐ 12 mm (15/32") ☐ 12,7 mm (1/2")

VSG** ☐ 2x4 ± 0,2 mm ESG FD ..... ☐ 2x5 ± 0,2 mm ESG FD ..... ☐ 2x6 ± 0,2 mm ESG FD .....

Festteil ohne Glasausschnitt
Pièce fixe sans découpe de verre
Stationary part without glass cut-out
Parte fissa senza intaglio del vetro
Cristal fijo sin muescas

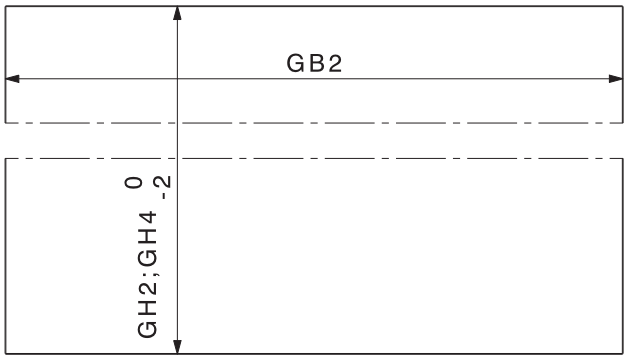

Position Position Position Posizione Posición	Stück Pièce Piece Pezzo Pieza	GH2 0/-2 (mm) GH4 0/-2 (mm)	GB2

Glasdicken
Epaisseurs de verre
Glass thicknesses
Spessori del vetro
Espesores del cristal

ESG* ☐ 10 mm (13/32") ☐ 12 mm (15/32")

mit Silikon bis 13 mm
jusqu'à 13 mm avec silicone
with silicone up to 13 mm (17/32")
con silicone fino a 13 mm
con silicona hasta 13 mm

VSG** ☐ ..... 10–12 mm (13/32"– 15/32")

* ESG Einscheibensicherheitsglas gemäss DIN EN 12150-1
Verre de sécurité trempé conforme DIN EN 12150-1
Fully tempered monolithic safety glass with a minimum surface compression of 15,000 psi (DIN EN 12150-1)
Vetro singolo temperato di sicurezza secondo DIN EN 12150-1
Cristal de seguridad monolitico secún DIN EN 12150-1

* *VSG DE: Verbundsicherheitsglas gemäss DIN EN 14449
FR: Verre de sécurité feuilleté conforme DIN EN 14449
EN: Fully tempered laminated safety glass according to DIN EN 14449
IT: Vetro accoppiato di sicurezza secondo DIN EN 14449
ES: Cristal de seguridad multilaminado secún DIN EN 14449

Vormontage Schiebetüre mit ESG und Glasprofil
Prémontage de porte coulissante avec verre ESG et profil porte-glace
Pre-assembly of sliding door with fully tempered monolithic safety glass and glass profile
Premontaggio porta scorrevole con ESG e profilo vetro
Montaje previo puerta deslizante con ESG y perfil para cristal

ESG 8 mm ($\frac{5}{16}$")	21194
ESG 10 mm ($\frac{13}{32}$")	21195
ESG 12 mm ($\frac{15}{32}$")	21196

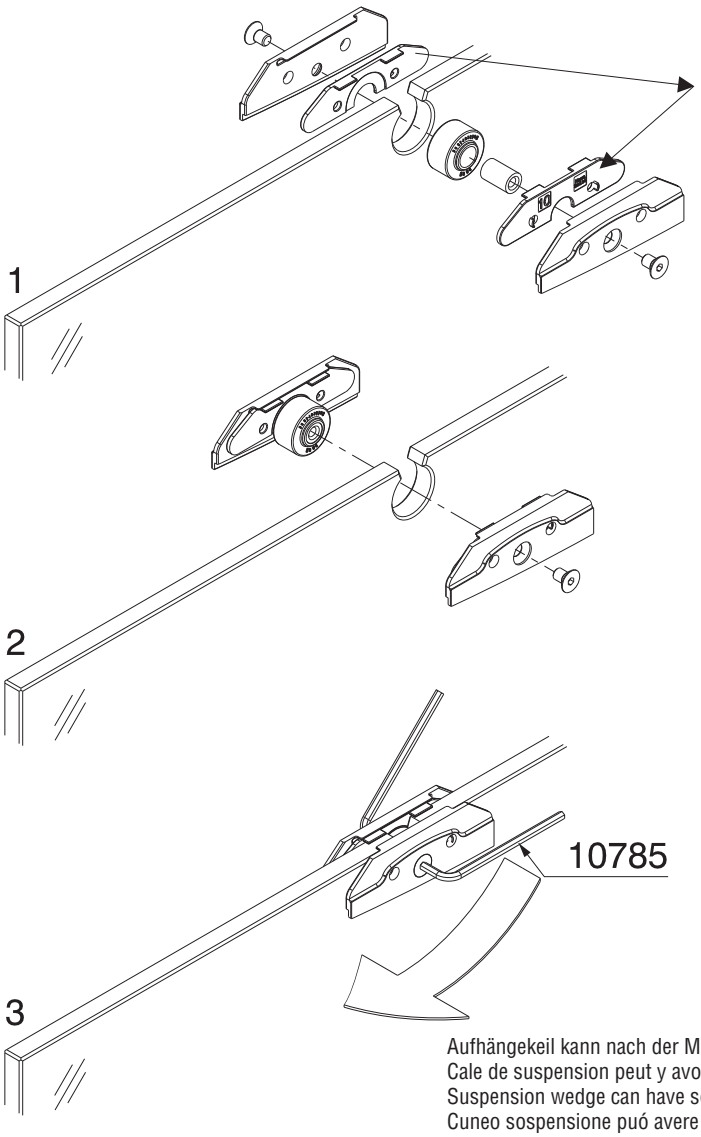

Aufhängekeil kann nach der Montage Spiel haben.
Cale de suspension peut y avoir du jeu après le montage.
Suspension wedge can have some play after assembly.
Cuneo sospensione puó avere gioco dopo il montaggio.
La cuña de suspensión puede tener juego después del montaje.

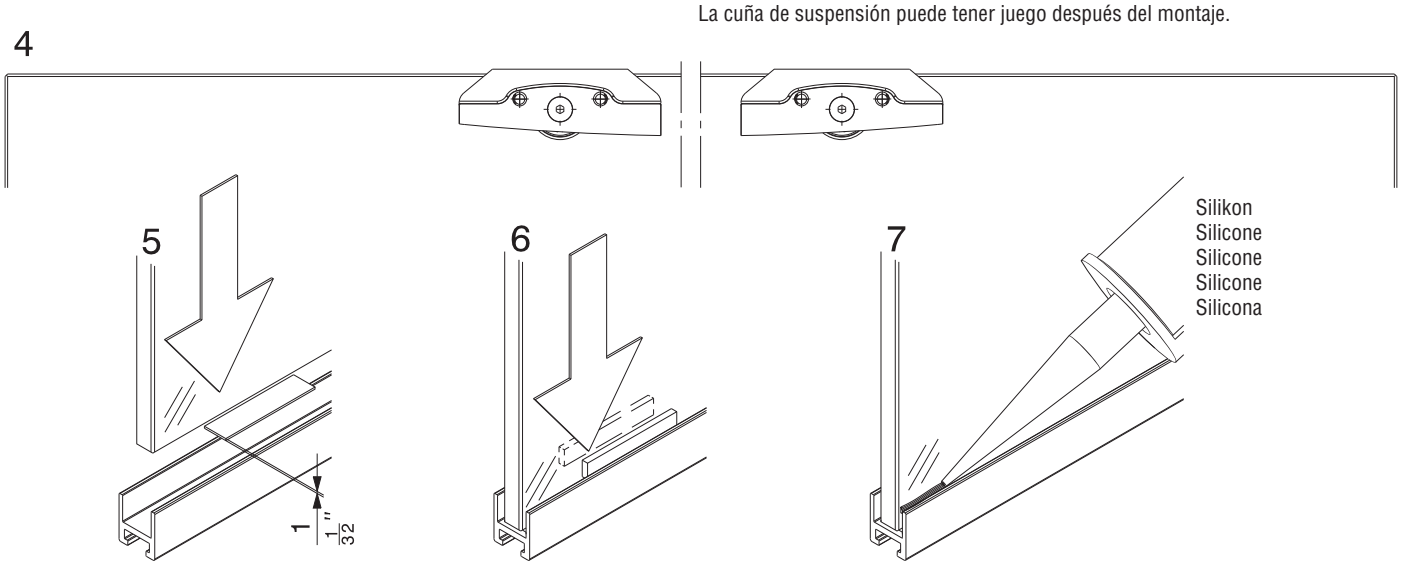

Hawa Sliding Solutions

Hawa Sliding Solutions AG Untere Fischbachstrasse 4, 8932 Mettmenstetten, Schweiz
Tel. +41 44 787 17 17, Fax +41 44 787 17 18, info@hawa.com, www.hawa.com

Vormontage Schiebetüre mit VSG
Prémontage de porte coulissante avec verre VSG
Pre-assembly of sliding door with fully tempered laminated safety glass
Premontaggio porta scorrevole con VSG
Montaje previo puerta deslizante con VSG

1

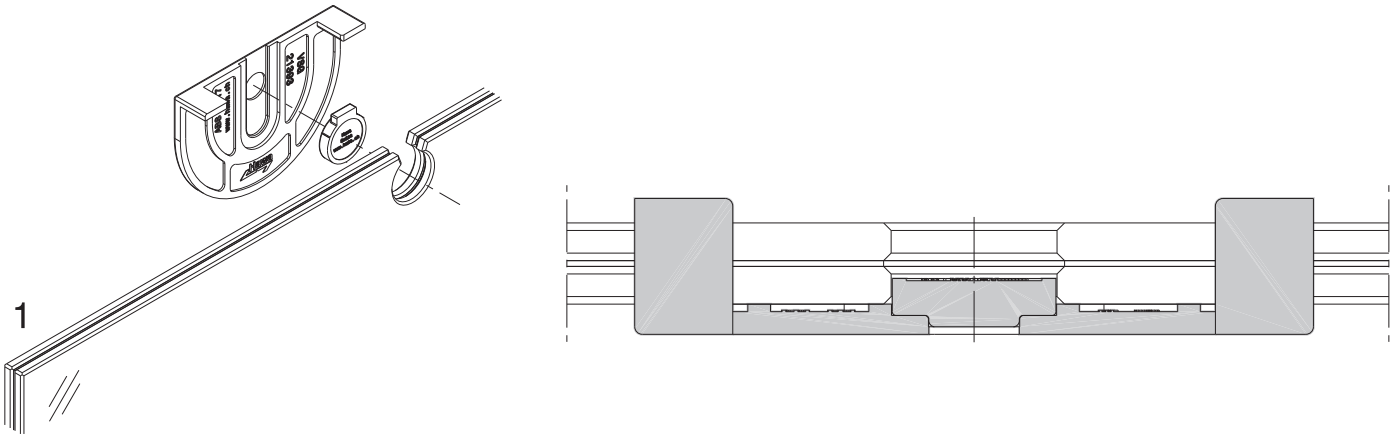

2

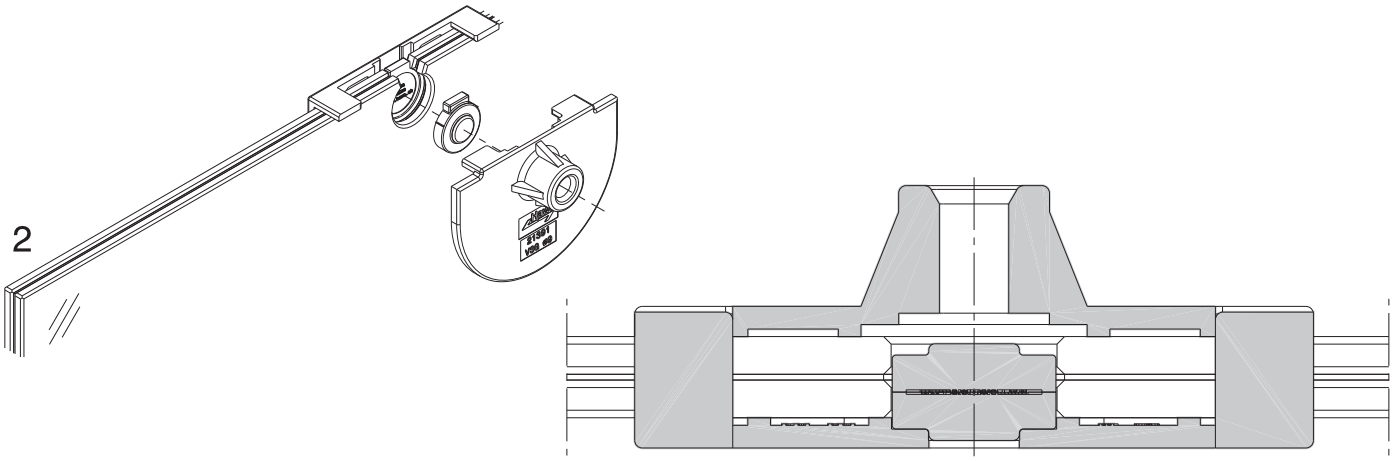

3

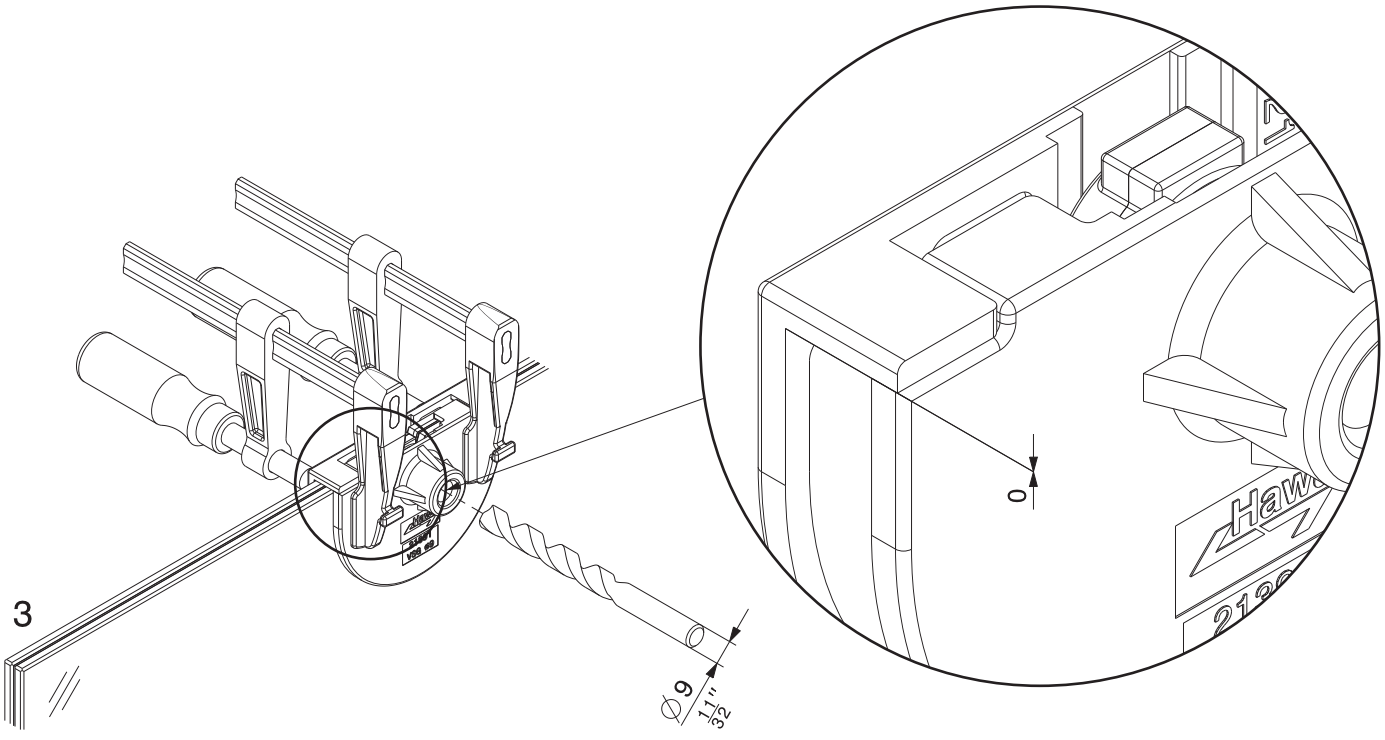

Hawa Sliding Solutions

Hawa Sliding Solutions AG Untere Fischbachstrasse 4, 8932 Mettmenstetten, Schweiz
Tel. +41 44 787 17 17, Fax +41 44 787 17 18, info@hawa.com, www.hawa.com

Vormontage Schiebetüre mit VSG
Prémontage de porte coulissante avec verre VSG
Pre-assembly of sliding door with with fully tempered laminated safety glass
Premontaggio porta scorrevole con VSG
Premontaje puerta deslizante con VSG

4

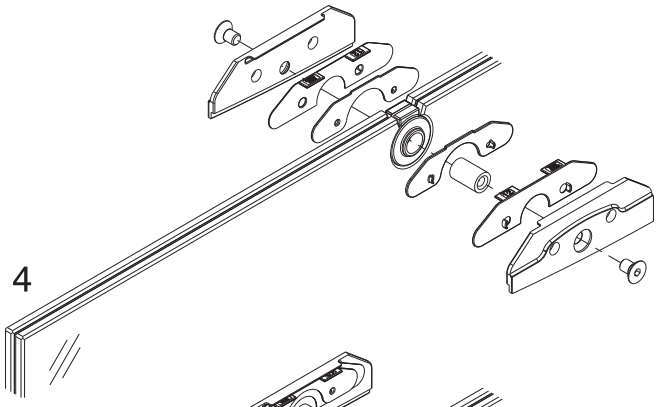

5

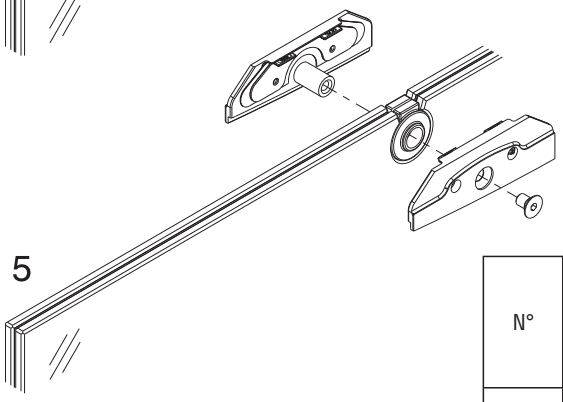

N°	Glasdicke Epaisseur de verre Glass thickness Spessore del vetro Espesor del cristal		
21481	8,0–8,4 mm ($\frac{5}{16}$"– $\frac{11}{32}$")	ESG 8 mm ($\frac{5}{16}$")	
21390	8,5–9,4 mm ($\frac{11}{32}$"– $\frac{3}{8}$")	ESG 10 mm ($\frac{13}{32}$")	grau, gris, grey, grigio, gris
	9,5–10,4 mm ($\frac{3}{8}$"– $\frac{13}{32}$")	ESG 10 mm ($\frac{13}{32}$")	
21197	10,5 mm–11,2 mm ($\frac{13}{32}$"– $\frac{7}{16}$")	ESG 12 mm ($\frac{15}{32}$")	schwarz, noir, black, nero, negro
	11,3 mm–12,0 mm ($\frac{7}{16}$"– $\frac{15}{32}$")	ESG 12 mm ($\frac{15}{32}$")	grau, gris, grey, grigio, gris
	12,1–13 mm ($\frac{15}{32}$"– $\frac{17}{32}$")	ESG 12 mm ($\frac{15}{32}$")	

6

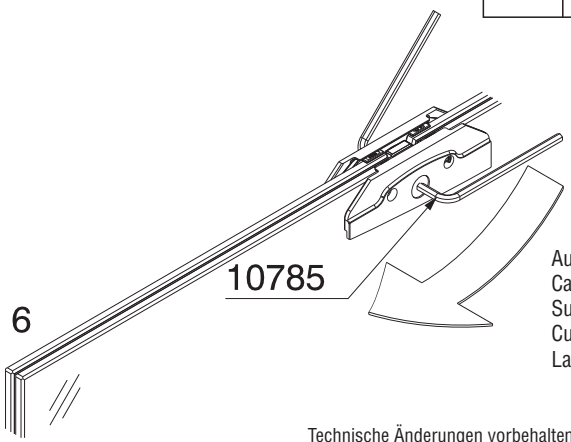

Aufhängekeil kann nach der Montage Spiel haben.
Cale de suspension peut y avoir du jeu après le montage.
Suspension wedge can have some play after assembly.
Cuneo sospensione puó avere gioco dopo il montaggio.
La cuña de suspensión puede tener juego después del montaje.

Technische Änderungen vorbehalten
Sous réserve de modifications techniques
Subject to modification

Con riserva di apportare modifiche tecniche
Bajo reserva de modificaciones técnicas

Montage Laufschiene und spielfreie Bodenführung
Montage du rail de roulement et guide inférieur autoserrant
Mounting of top track and floor guide, screw mounting, rattle proof
Montaggio binario e guida a pavimento senza gioco
Montaje del riel de rodadura y guía inferior anti-vibraciones

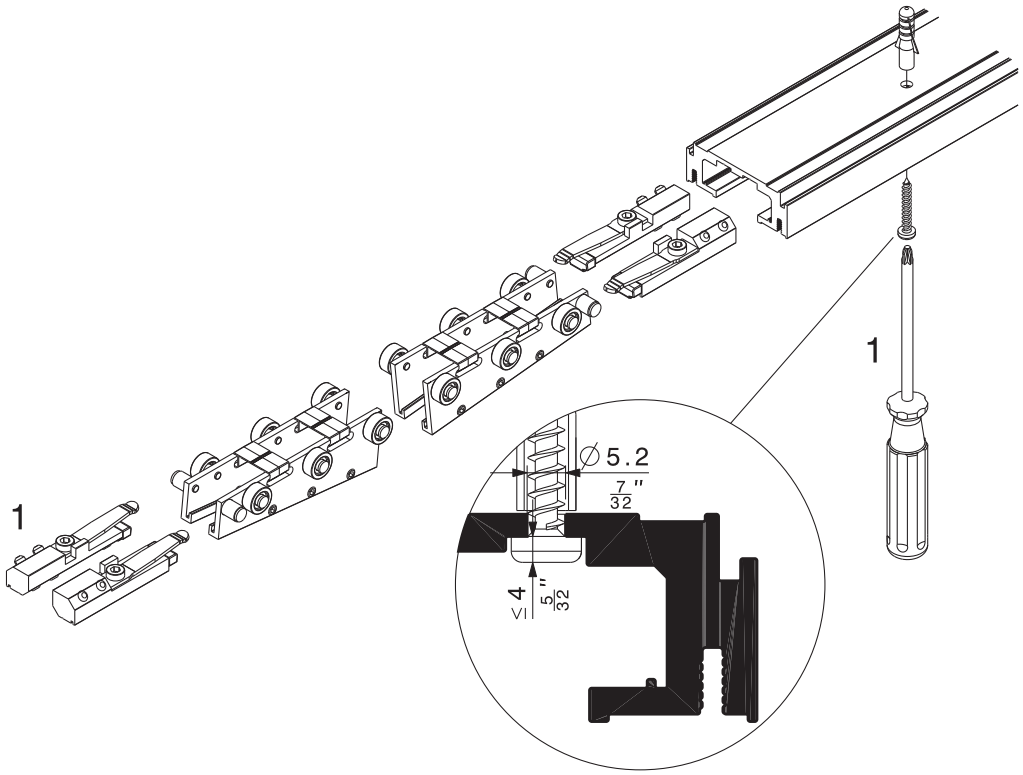

Elemente Eléments Elements Elementi Elementos	Glasdicke ESG/VSG Epaisseur de verre ESG/VSG Glass thickness ESG/VSG Spessore del vetro ESG/VSG Espesor del cristal ESG/VSG
8 + 8	8 mm (5/16")
8 + 10	9 mm (3/8")
10 + 10	10 mm (13/32")
10 + 12	11 mm (7/16")
12 + 12	12 mm (15/32")

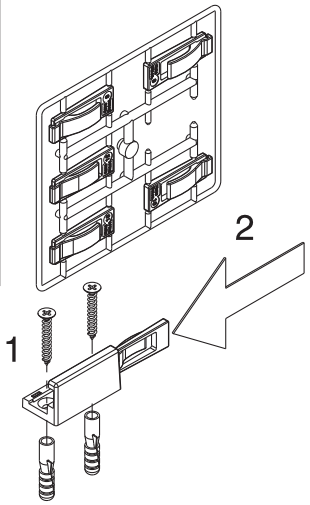

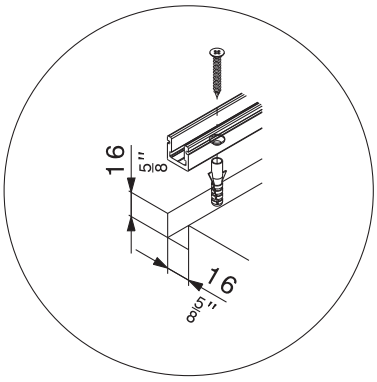

Technische Änderungen vorbehalten
Sous réserve de modifications techniques
Subject to modification

Con riserva di apportare modifiche tecniche
Bajo reserva de modificaciones técnicas

Hawa Sliding Solutions

Hawa Sliding Solutions AG Untere Fischbachstrasse 4, 8932 Mettmenstetten, Schweiz
Tel. +41 44 787 17 17, Fax +41 44 787 17 18, info@hawa.com, www.hawa.com

Montage Laufschiene mit Revisionsstück
Montage rail de roulement avec pièce de révison
Assembly of top track with servicing unit
Montaggio rotaia con pezzo per revisione
Montaje riel de rodadura con pieza de revisión

Für in der Decke integrierte Laufschienen empfehlen wir ein Revisionsstück einzubauen.
Pour les rails de roulement intégrés au plafond, nous recommandons de monter une pièce de révision.
We recommend the installation of a servicing unit for top tracks integrated in the ceiling.
Per le rotaie integrate nel soffitto si consiglia il montaggio di un pezzo per revisione.
Recomendamos la instalación de una pieza de revisión en rieles de rodadura integrados al cielorraso.

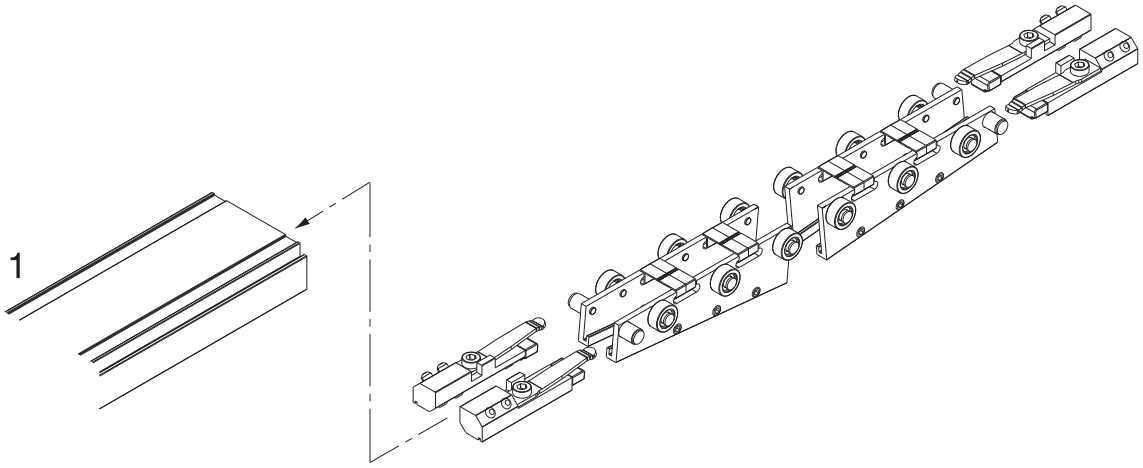

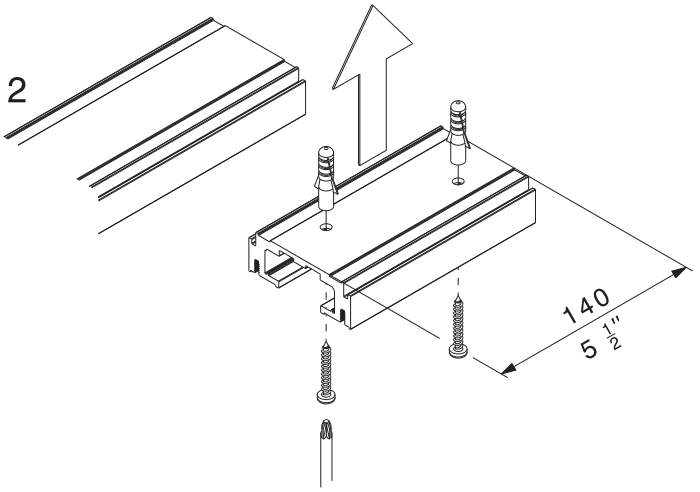

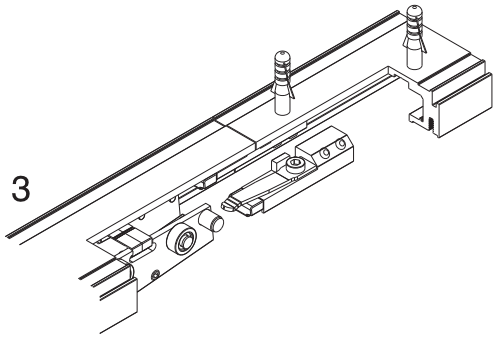

Montage Schiebetüre
Montage de la porte coulissante
Sliding door installation
Montaggio porta scorrevole
Montaje de la puerta deslizante

1

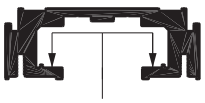

Lauffläche reinigen
Nettoyer la surface de roulement
Clean running surface
Pulire la superficie di scorrimento
Limpiar la superficie de rodadura

2

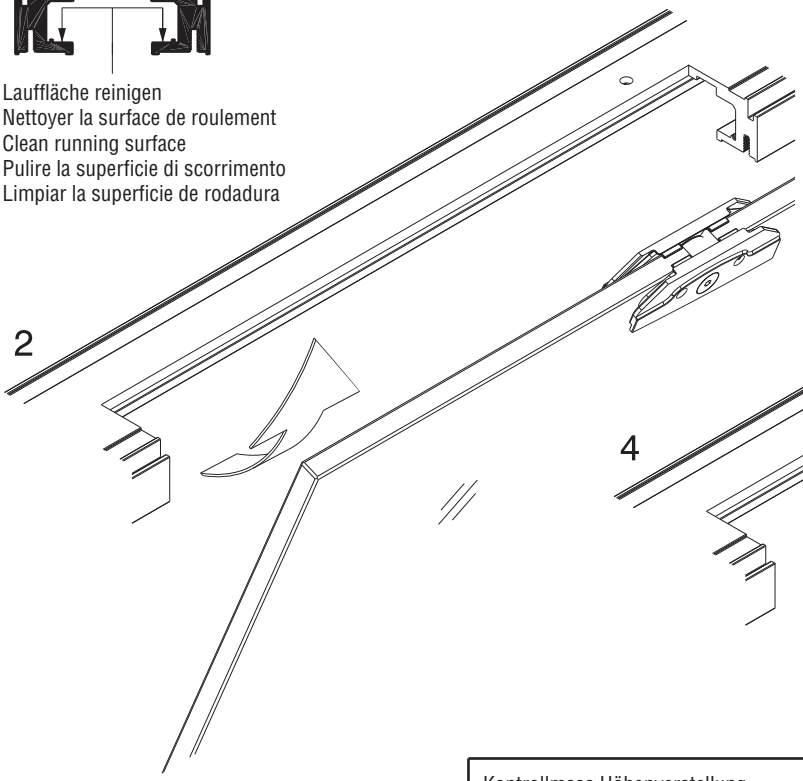

4

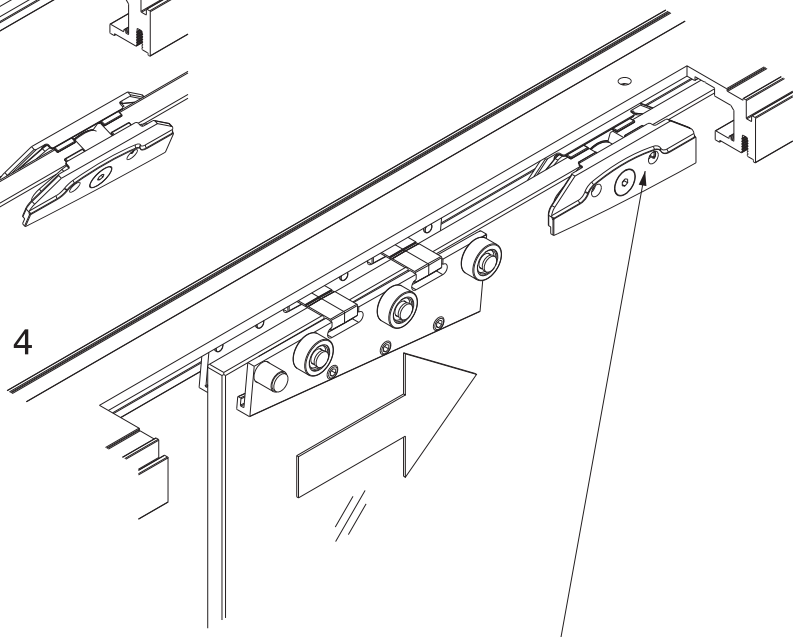

Kontrollmass Höhenverstellung.
Mesure de contrôle du réglage en hauteur.
Control measurement for height adjustement.
Misura di controllo regolazione in altezza.
Control de las medidas de ajuste en altura.

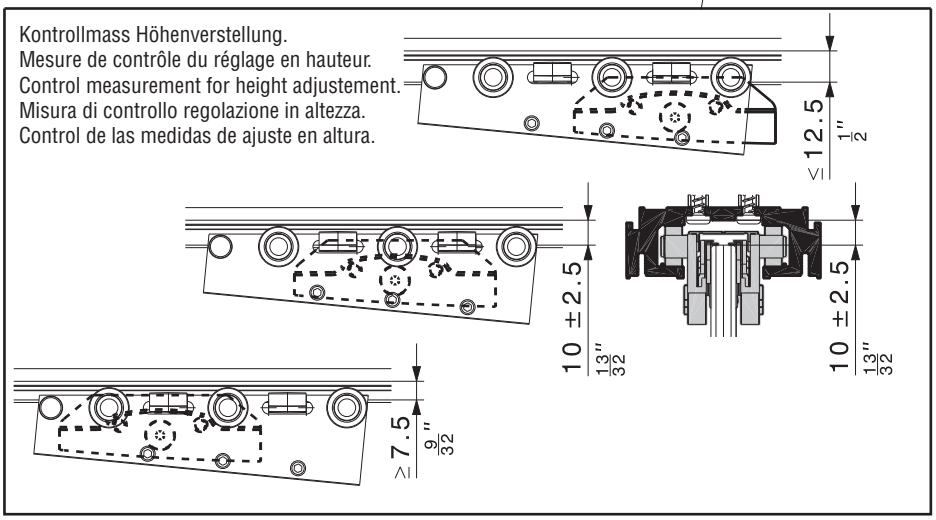

3

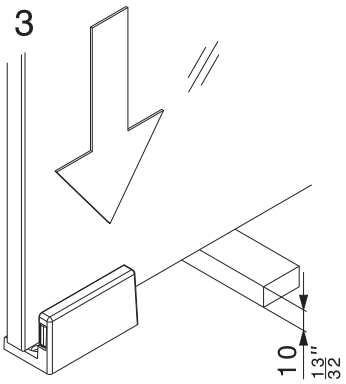

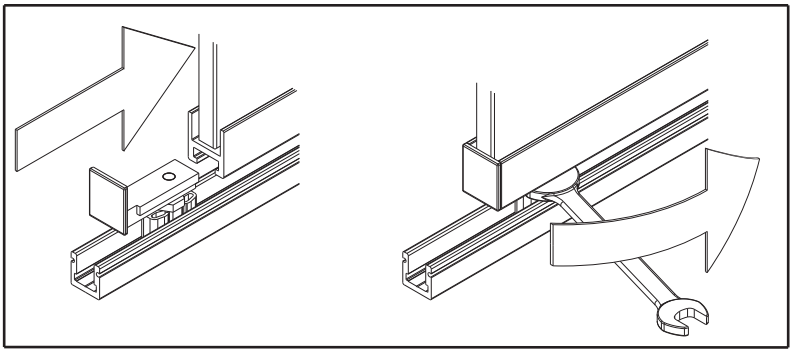

5

5a

5b

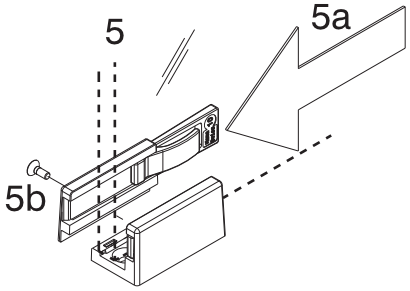

Montage Schiebetüre
Montage de la porte coulissante
Sliding door installation
Montaggio porta scorrevole
Montaje de la puerta deslizante

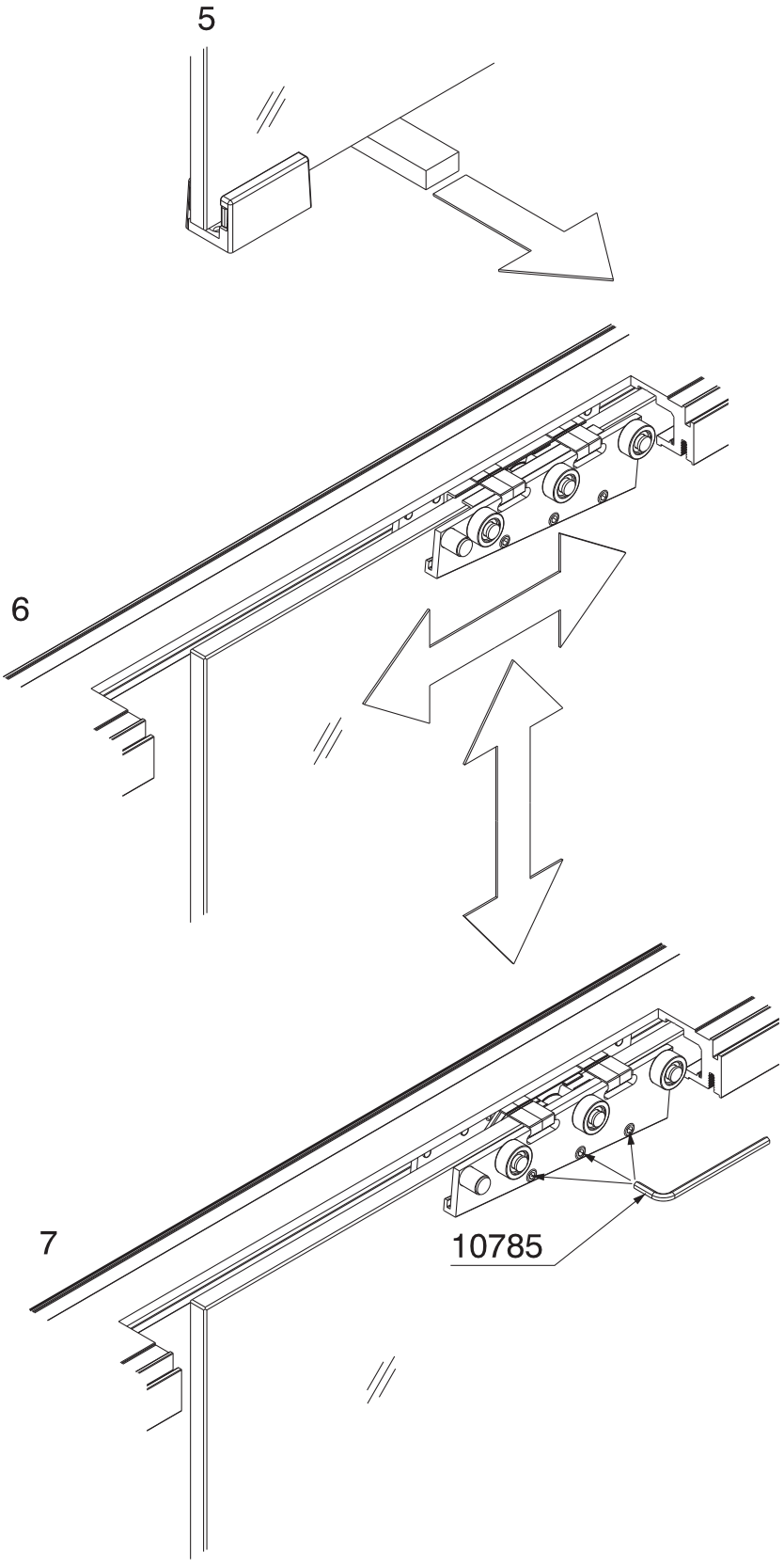

Hawa Sliding Solutions AG Untere Fischbachstrasse 4, 8932 Mettmenstetten, Schweiz
Tel. +41 44 787 17 17, Fax +41 44 787 17 18, info@hawa.com, www.hawa.com

Montage Schienenpuffer
Montage de la butée de rail
Mounting of track stop
Montaggio del paracolpi
Montaje del tope de riel

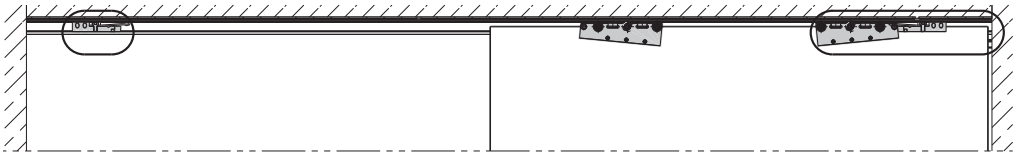

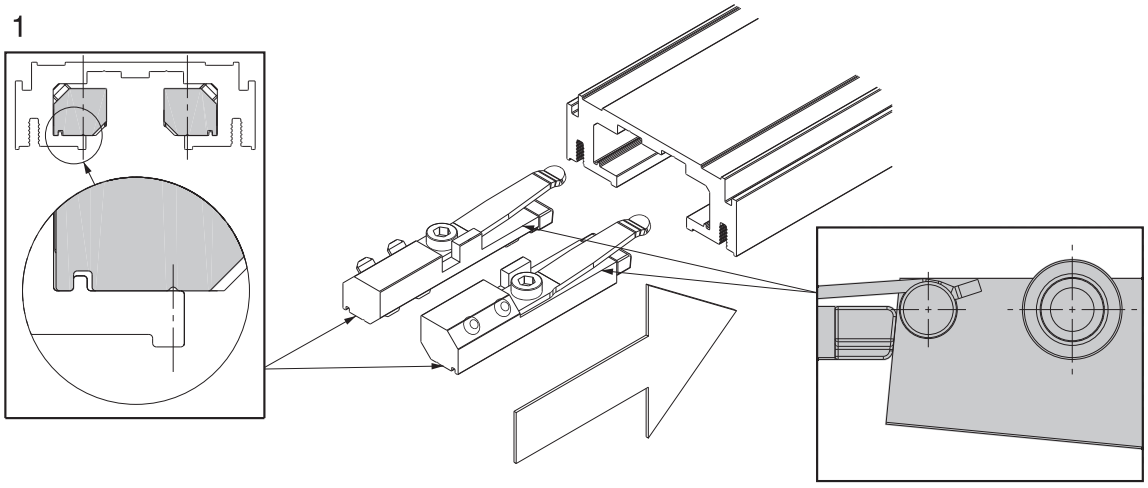

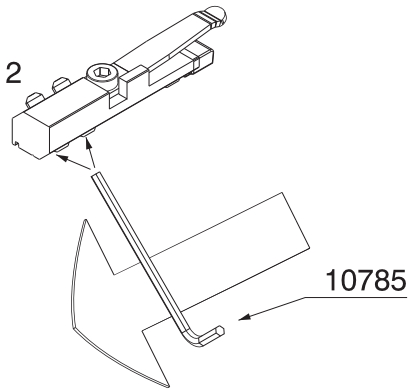

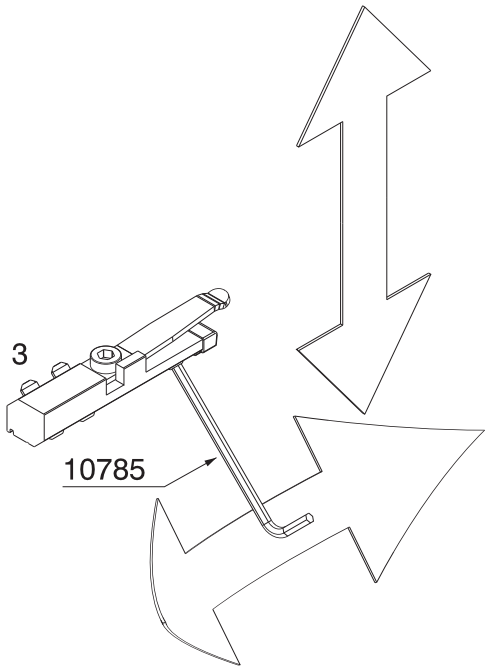

Technische Änderungen vorbehalten
Sous réserve de modifications techniques
Subject to modification

Con riserva di apportare modifiche tecniche
Bajo reserva de modificaciones técnicas

Hawa Sliding Solutions

Hawa Sliding Solutions AG Untere Fischbachstrasse 4, 8932 Mettmenstetten, Schweiz
Tel. +41 44 787 17 17, Fax +41 44 787 17 18, info@hawa.com, www.hawa.com

Festverglasung
Glace fixe
Fixed glass
Vetrata fissa
Cristal fijo

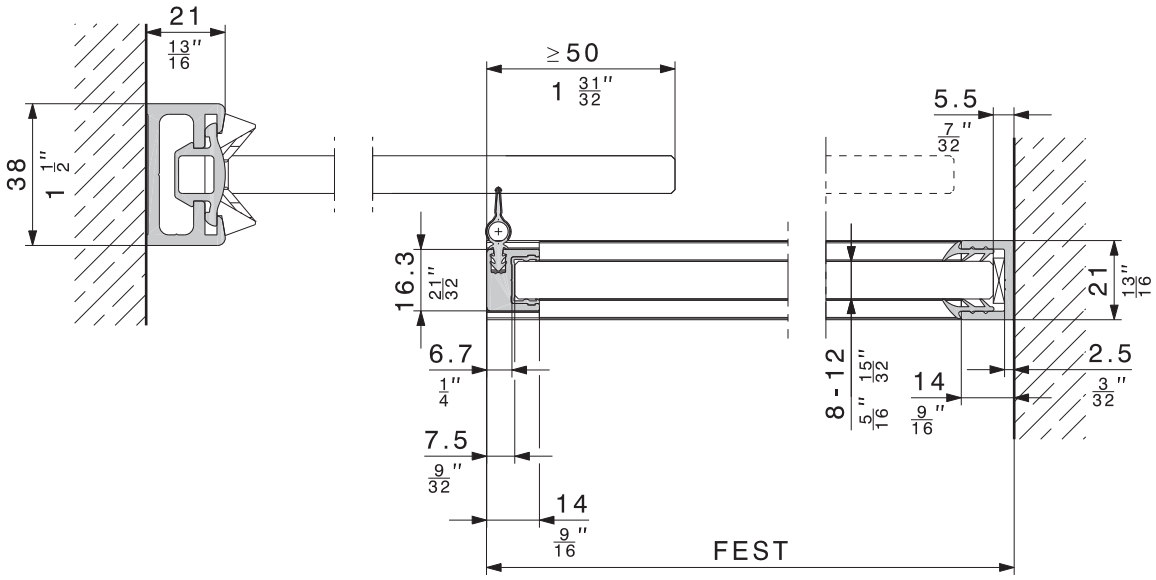

Montageempfehlung
Recommandation de montage
Assembly recommendation
Raccomandazione montaggio
Recomendación de montaje

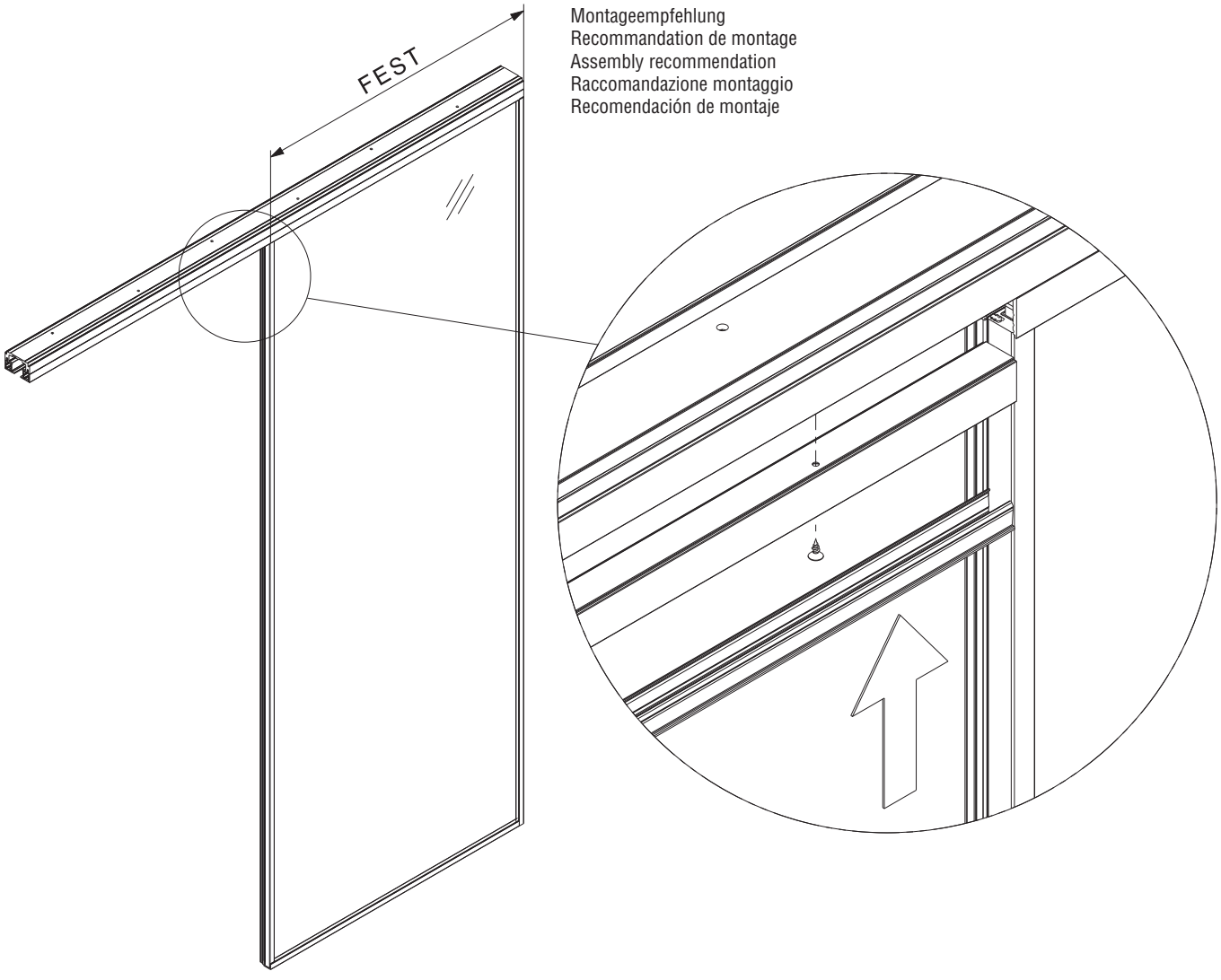

Montage Festverglasung
Montage glace fixe
Mounting fixed glass
Montaggio vetrata fissa
Montaje de cristal fijo

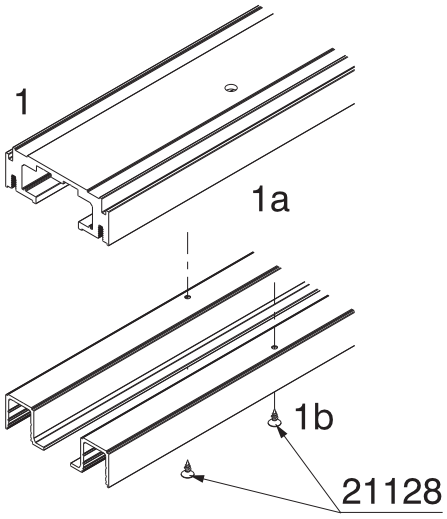

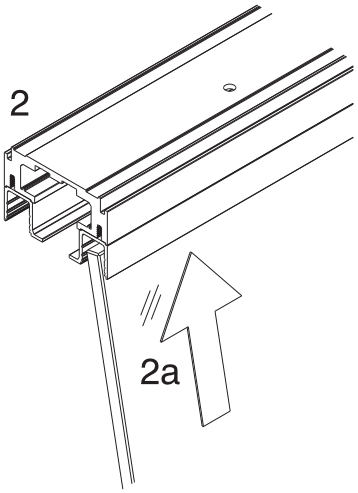

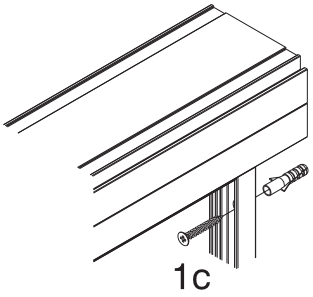

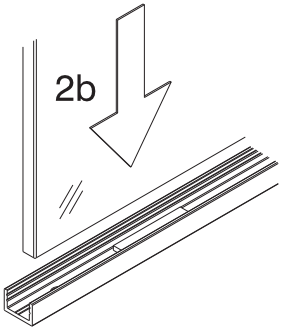

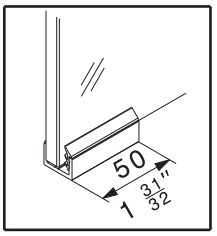

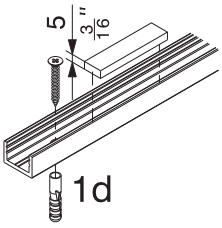

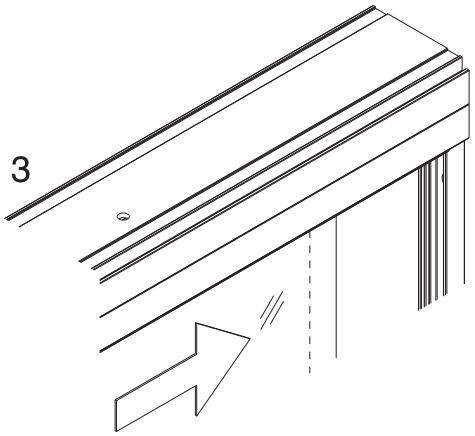

Technische Änderungen vorbehalten
Sous réserve de modifications techniques
Subject to modification

Con riserva di apportare modifiche tecniche
Bajo reserva de modificaciones técnicas

Hawa Sliding Solutions

Hawa Sliding Solutions AG Untere Fischbachstrasse 4, 8932 Mettmenstetten, Schweiz
Tel. +41 44 787 17 17, Fax +41 44 787 17 18, info@hawa.com, www.hawa.com

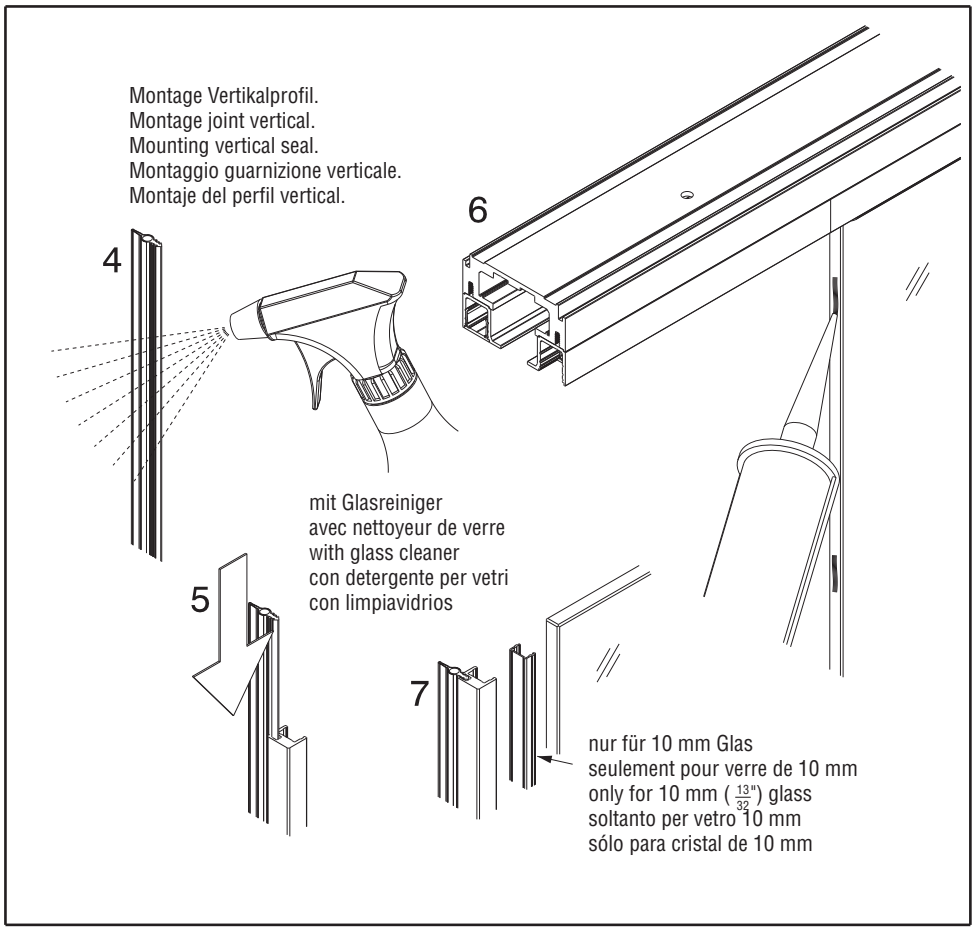

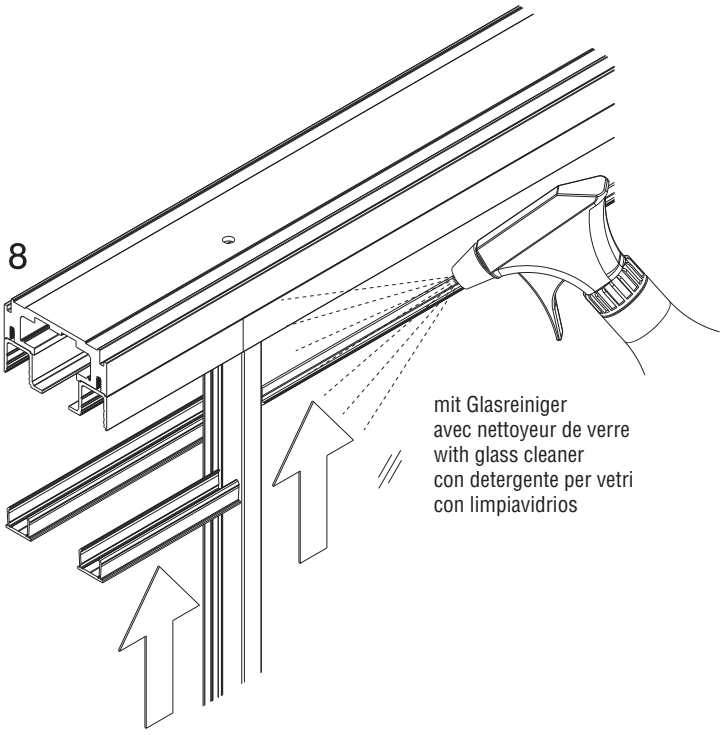

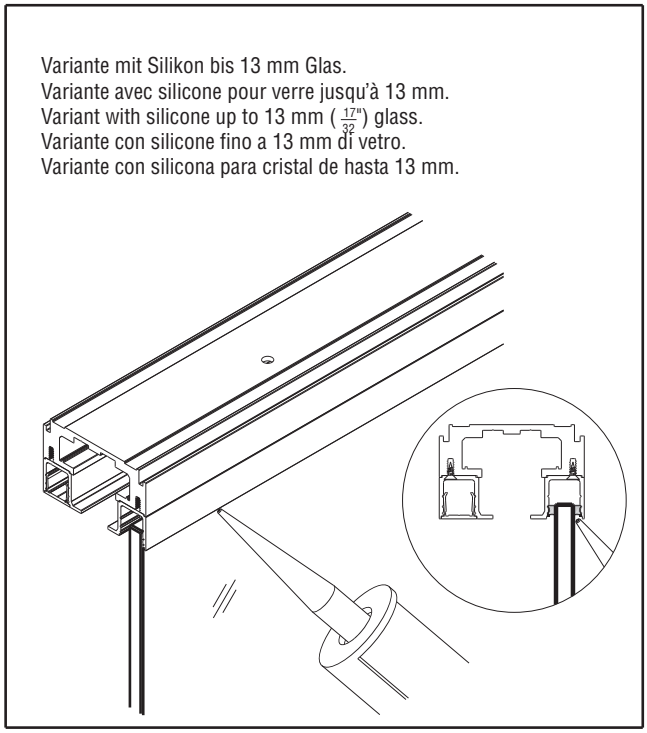

Technische Änderungen vorbehalten
Sous réserve de modifications techniques
Subject to modification

Con riserva di apportare modifiche tecniche
Bajo reserva de modificaciones técnicas

Hawa Sliding Solutions

Hawa Sliding Solutions AG Untere Fischbachstrasse 4, 8932 Mettmenstetten, Schweiz
Tel. +41 44 787 17 17, Fax +41 44 787 17 18, info@hawa.com, www.hawa.com

Montage Holzfestteil (FEST)
Montage pièce fixe en bois (FEST)
Assembly of fixed wood part (FEST)
Montaggio parte fissa in legno (FEST)
Montaje del panel fijo en madera (FEST)

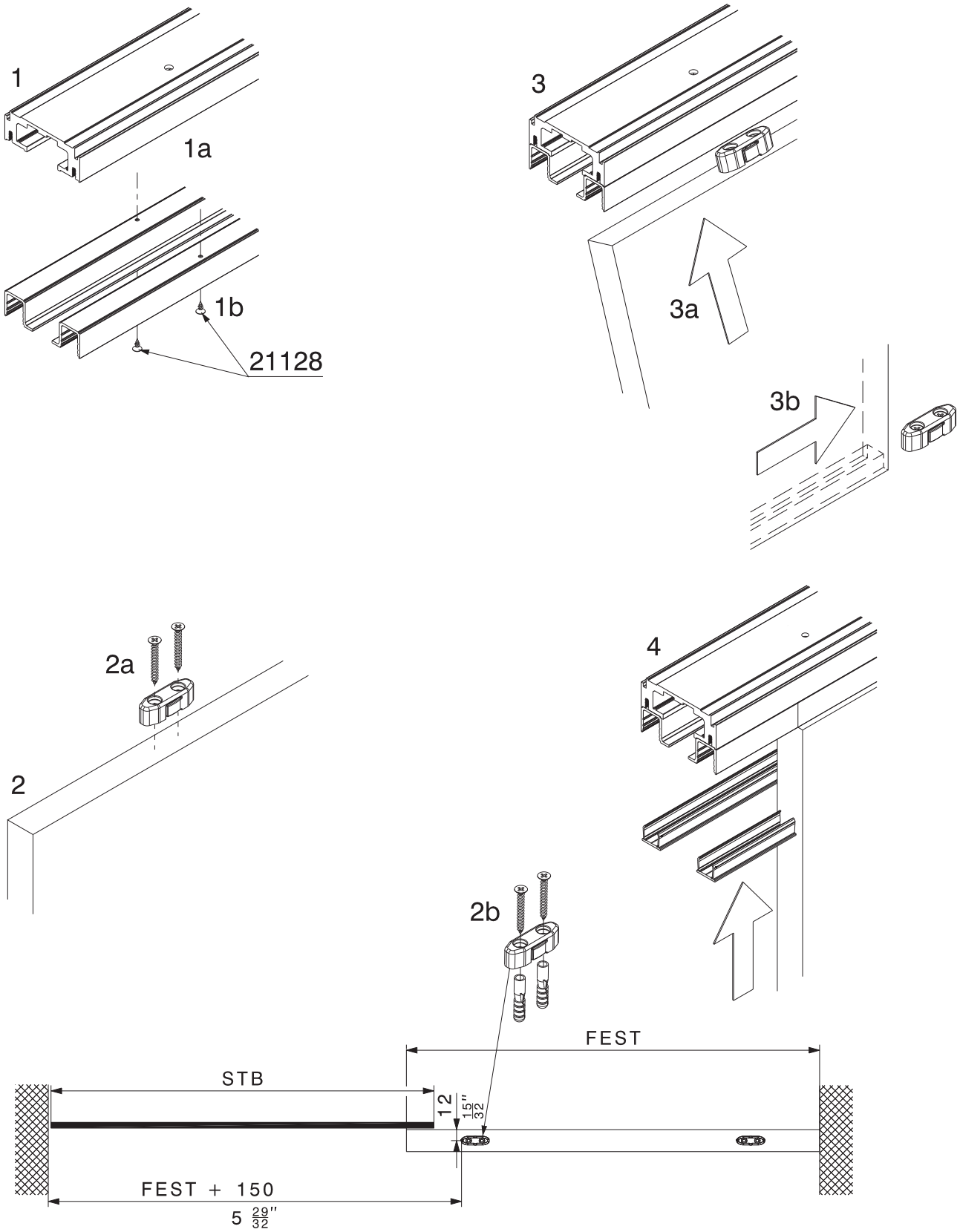

Technische Änderungen vorbehalten
Sous réserve de modifications techniques
Subject to modification

Con riserva di apportare modifiche tecniche
Bajo reserva de modificaciones técnicas

Montage bei abgehängter Decke
Montage avec plafond suspendu
Assembly for suspended ceiling
Montaggio con controsoffitto
Montaje con cielorraso suspendido

1

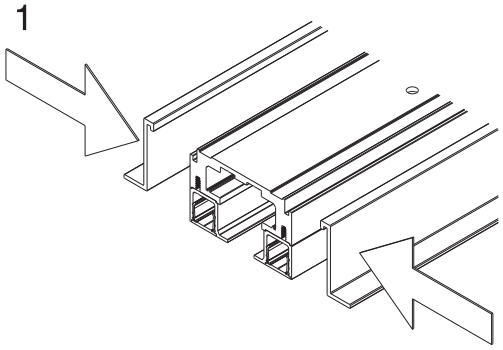

2

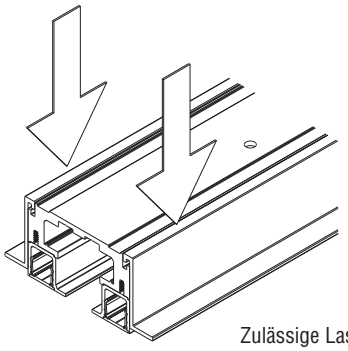

Zulässige Last pro Meter Deckenanschlussprofil: 15 kg/m.
Charge admise par mètre de profil de raccordement au plafond : 15 kg/m.
Permissible load per metre of ceiling joint profile: 15 kg (33 lbs.)/m.
Carico ammesso per ogni metro di profilo di attacco al soffitto: 15 kg/m.
Carga máx. permitida por metro lineal de perfil para cielorraso: 15 kg/m.

3

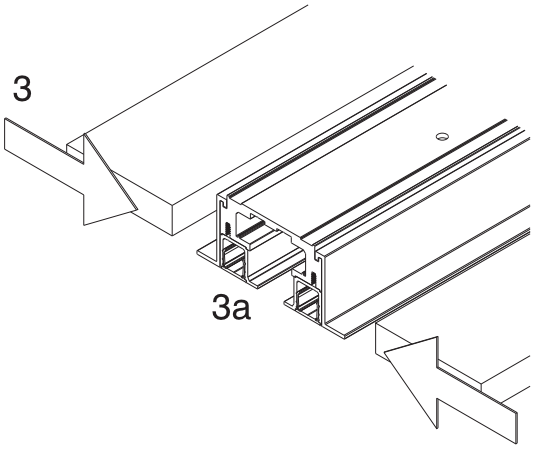

3b

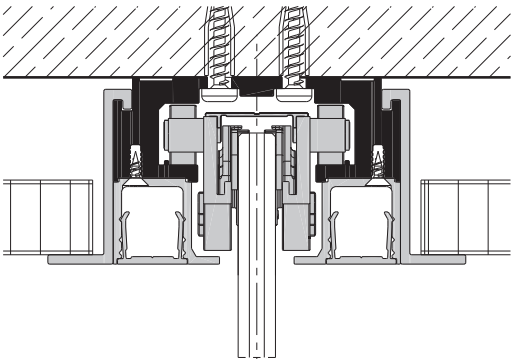

Technische Änderungen vorbehalten
Sous réserve de modifications techniques
Subject to modification

Con riserva di apportare modifiche tecniche
Bajo reserva de modificaciones técnicas

Hawa Sliding Solutions

Hawa Sliding Solutions AG Untere Fischbachstrasse 4, 8932 Mettmenstetten, Schweiz
Tel. +41 44 787 17 17, Fax +41 44 787 17 18, info@hawa.com, www.hawa.com

Wandanschluss, Bodentürstopper und Dichtungsprofil
Fixation murale, arrête-porte du bas et profil jointif
Wall mounting, bottom door stop and seal profile
Collegamento a parete, arresto porta a pavimento e profilo guarnizione
Pieza centrador, tope de piso y perfil de tope vertical

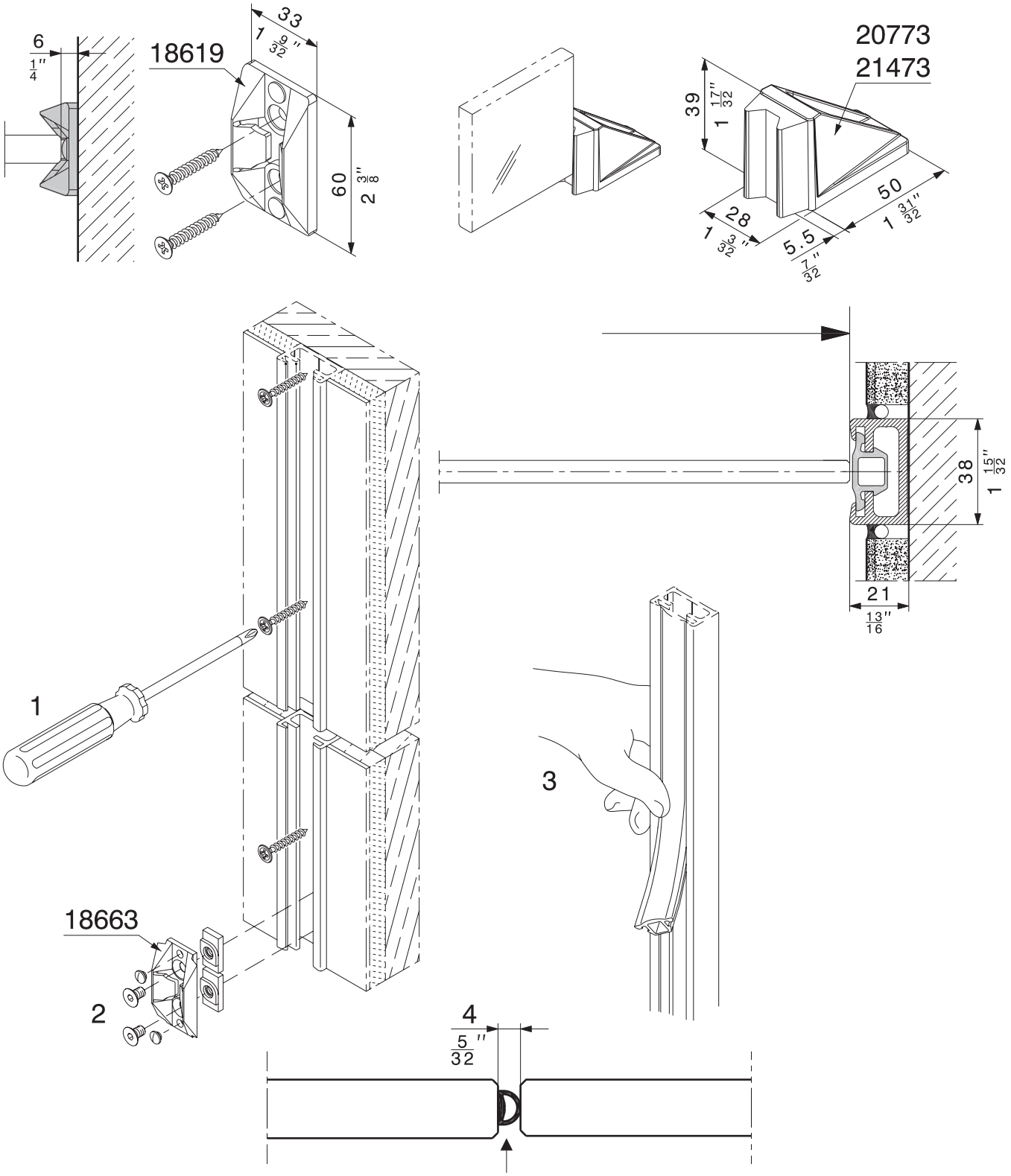

	5 m (16'4 27/32")	10 m (32'9 23/32")	50 m (164' 1/2")
schwarz, noir, black, nero, negro	19442	19443	19444
transluzent, translucide, translucent, traslucido,translúcido	19445	19446	19447

Hawa Sliding Solutions AG Untere Fischbachstrasse 4, 8932 Mettmenstetten, Schweiz
Tel. +41 44 787 17 17, Fax +41 44 787 17 18, info@hawa.com, www.hawa.com

Montage der Laufschiene mit Hawa Adapto 100/150 P
Montage du rail de roulement avec Hawa Adapto 100/150 P
Assembly of top track with HHawa Adapto 100/150 P
Montaggio rotaia con Hawa Adapto 100/150 P
Montaje del riel de rodadura con Hawa Adapto 100/150 P

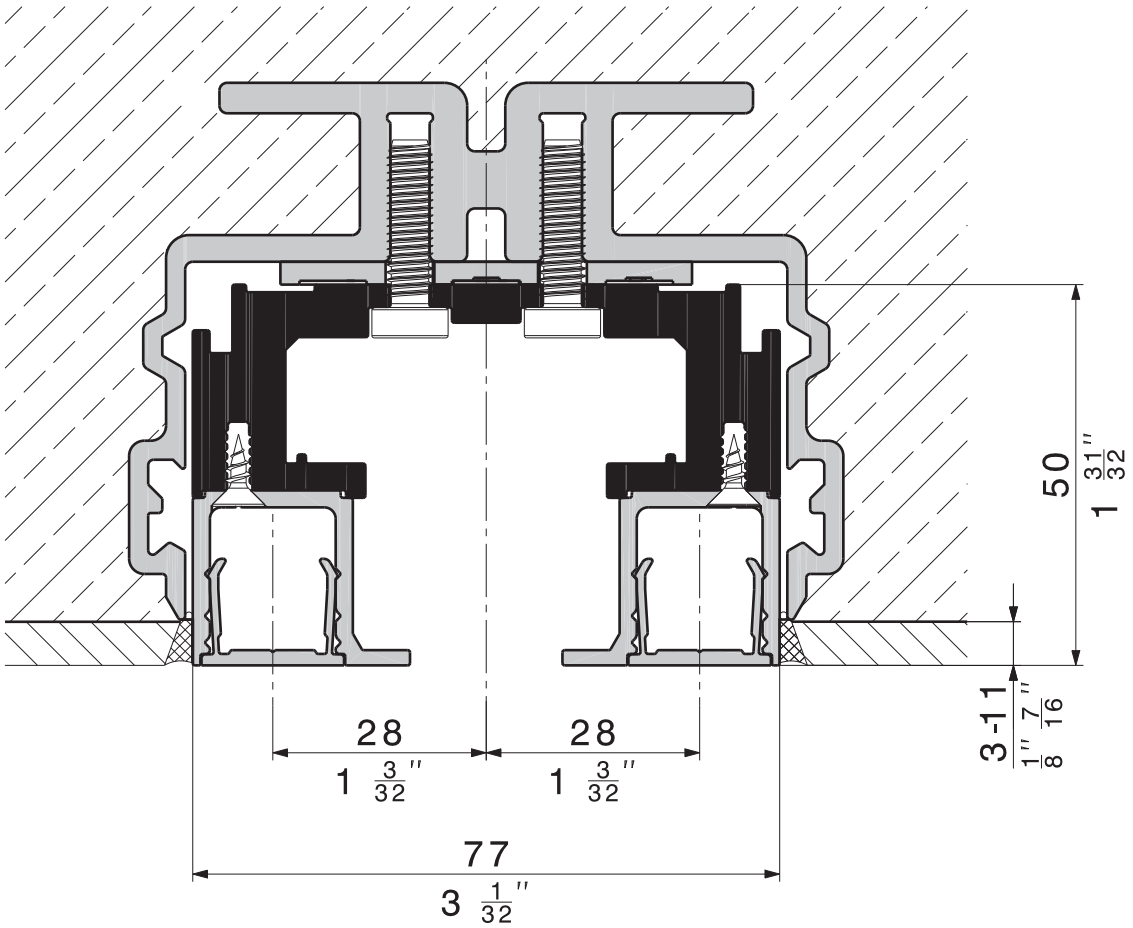

Technische Änderungen vorbehalten
Sous réserve de modifications techniques
Subject to modification

Con riserva di apportare modifiche tecniche
Bajo reserva de modificaciones técnicas

Hawa Sliding Solutions AG Untere Fischbachstrasse 4, 8932 Mettmenstetten, Schweiz
Tel. +41 44 787 17 17, Fax +41 44 787 17 18, info@hawa.com, www.hawa.com

Hawa Puro 100 ≥ 8
Hawa Puro 150 ≥ 10

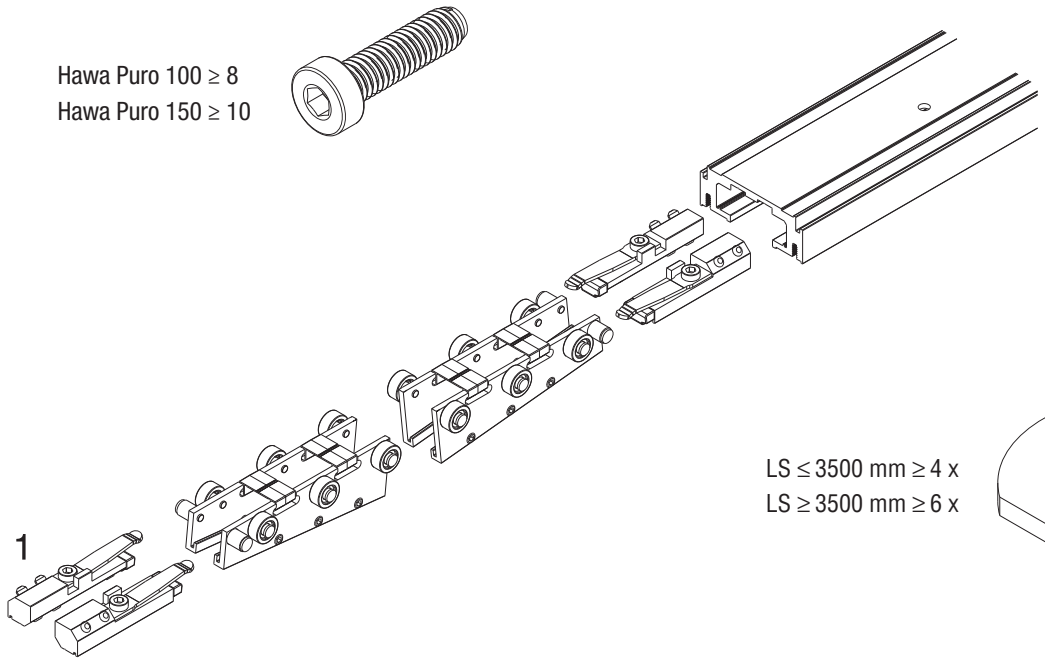

1

LS ≤ 3500 mm ≥ 4 x
LS ≥ 3500 mm ≥ 6 x

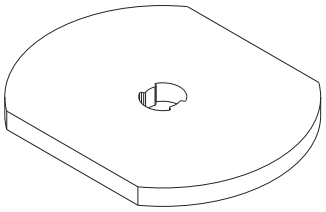

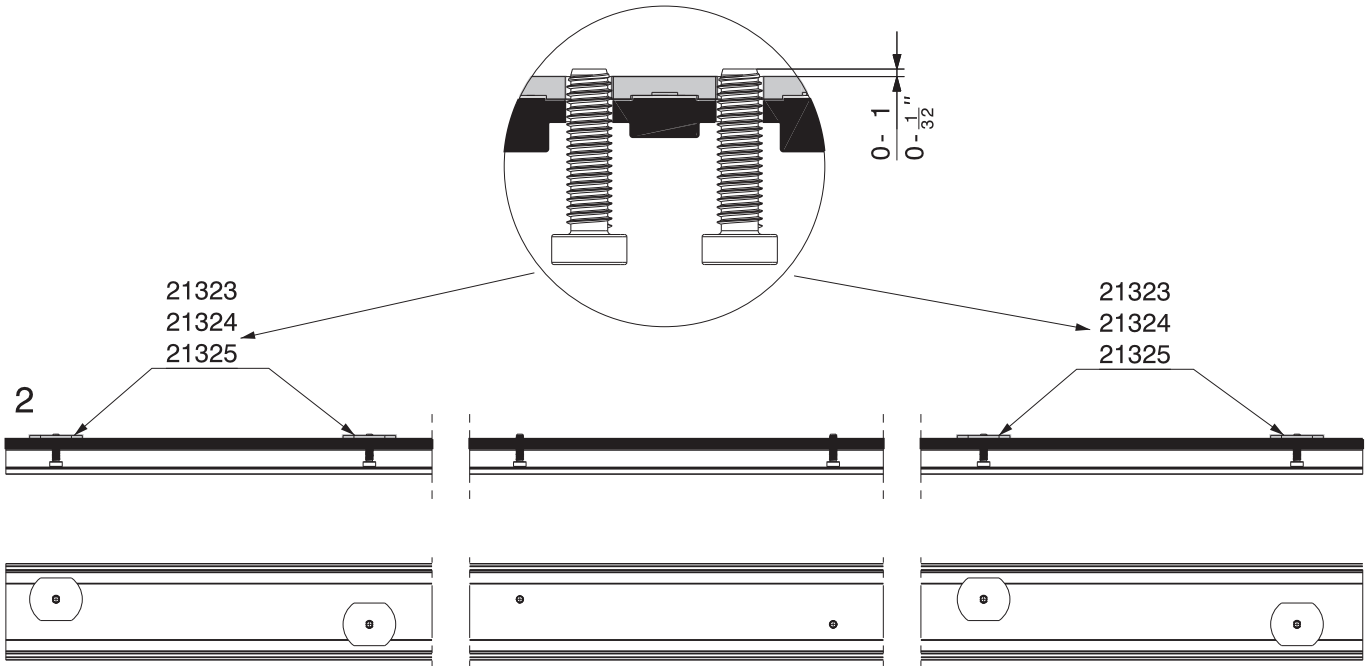

2

3

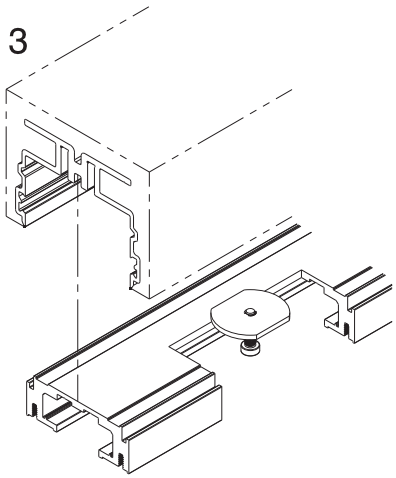

4

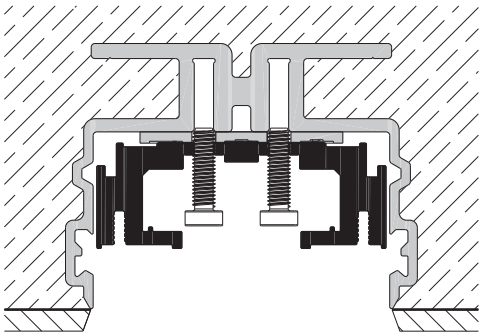

6

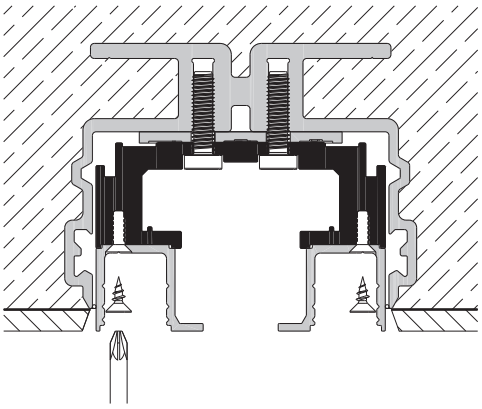

5

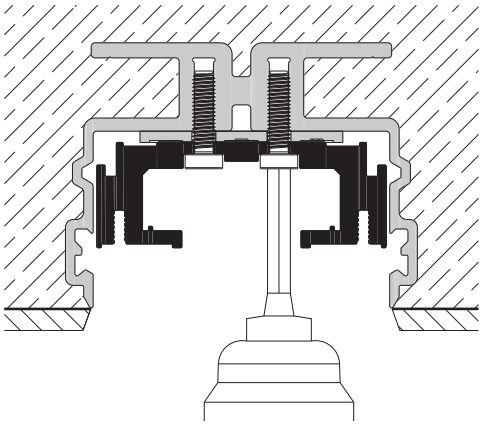

7

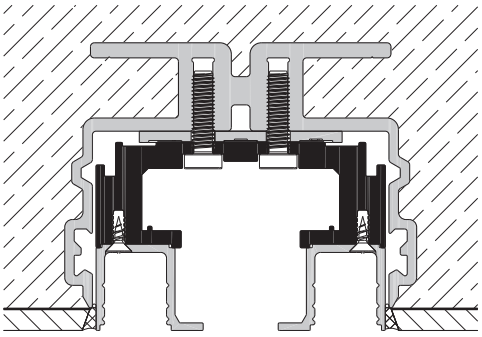

Hawa Toplock

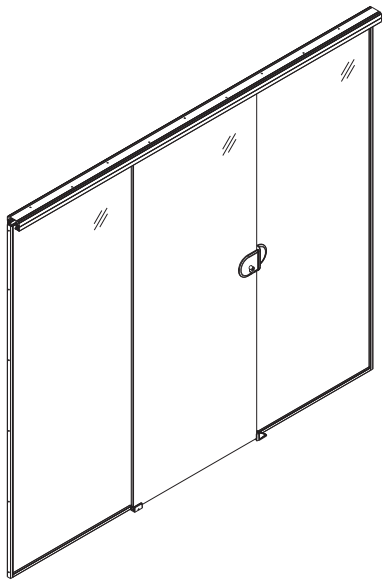

Wandanschluss für 1-türige Anlagen.
Raccordement au mur pour installations avec 1 porte.
Wall connection for installations with 1 door.
Collegamento alla parete per installazioni con 1 porta.
Fijación mural para instalaciones con 1 puerta.

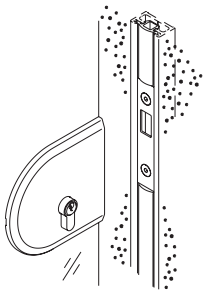

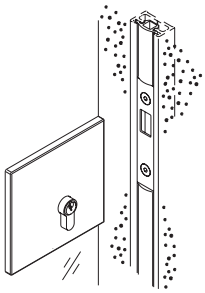

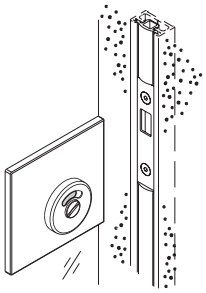

Anschluss an Festteil / 1-türige Anlage.
Raccordement à la pièce fixe / Installations avec 1 porte.
Attachement to stationary part / Installations with 1 door.
Collegamento alla parte fissa / Installazioni con 1 porta.
Fijación al cristal fijo / Instalaciones con 1 puerta.

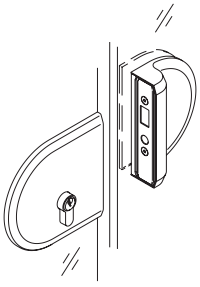

2-türige Anlagen.
Installations avec 2 portes.
Installations with 2 doors.
Installazioni con 2 porte.
Instalaciones con 2 puertas.



Technische Änderungen vorbehalten
Sous réserve de modifications techniques
Subject to modification

Con riserva di apportare modifiche tecniche
Bajo reserva de modificaciones técnicas

Hawa Sliding Solutions

Hawa Sliding Solutions AG Untere Fischbachstrasse 4, 8932 Mettmenstetten, Schweiz
Tel. +41 44 787 17 17, Fax +41 44 787 17 18, info@hawa.com, www.hawa.com

Beschlägeübersicht
Composants de la ferrure
Hardware system components
Assortimento ferramenta
Componentes de los herrajes

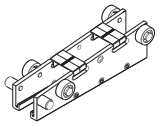		21190
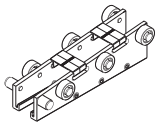		21191
		21193
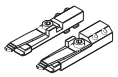		21319
		21128
		10785
	8 mm ($\frac{5}{16}$")	21194
	10 mm ($\frac{13}{32}$")	21195
	12 (12,7 mm) [$\frac{15}{32}$" ($\frac{1}{2}$")]	21196
	8,0-8,4 mm ($\frac{5}{16}$"-$\frac{11}{32}$")	21481
	8,5-10,4 mm ($\frac{11}{32}$"-$\frac{13}{32}$")	21390
	10,5-13,0 mm ($\frac{13}{32}$"-$\frac{17}{32}$")	21197

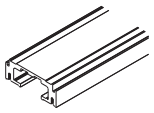	2500 mm (8'2 $\frac{7}{16}$")	21142
	3500 mm (11'5 $\frac{13}{16}$")	21143
	6000 mm (19'8 $\frac{7}{32}$")	21110
	nach Mass sur mesure cut to size su misura a medida	21145
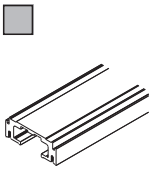	2500 mm (8'2 $\frac{7}{16}$")	21317
	3500 mm (11'5 $\frac{13}{16}$")	21316
	6000 mm (19'8 $\frac{7}{32}$")	21144
	nach Mass sur mesure cut to size su misura a medida	21318
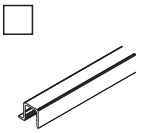	2500 mm (8'2 $\frac{7}{16}$")	21363
	3500 mm (11'5 $\frac{13}{16}$")	21361
	6000 mm (19'8 $\frac{7}{32}$")	21352
	nach Mass sur mesure cut to size su misura a medida	21365
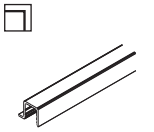	6000 mm (19'8 $\frac{7}{32}$")	21354
	nach Mass sur mesure cut to size su misura a medida	21367
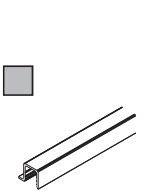	2500 mm (8'2 $\frac{7}{16}$")	21364
	3500 mm (11'5 $\frac{13}{16}$")	21362
	6000 mm (19'8 $\frac{7}{32}$")	21353
	nach Mass sur mesure cut to size su misura a medida	21366

	2500 mm (8'2 $\frac{7}{16}$")	20865
	3500 mm (11'5 $\frac{13}{16}$")	21230
	6000 mm (19'8 $\frac{7}{32}$")	21229
	nach Mass sur mesure cut to size su misura a medida	19548
	6000 mm (19'8 $\frac{7}{32}$")	20855
	nach Mass sur mesure cut to size su misura a medida	20856
	2500 mm (8'2 $\frac{7}{16}$")	21315
	3500 mm (11'5 $\frac{13}{16}$")	21314
	6000 mm (19'8 $\frac{7}{32}$")	21283
	nach Mass sur mesure cut to size su misura a medida	21284
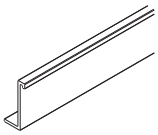	2500 mm (8'2 $\frac{7}{16}$")	21151
	3500 mm (11'5 $\frac{13}{16}$")	21149
	6000 mm (19'8 $\frac{7}{32}$")	21250
	nach Mass sur mesure cut to size su misura a medida	21152
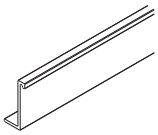	6000 mm (19'8 $\frac{7}{32}$")	21037
	nach Mass sur mesure cut to size su misura a medida	21127
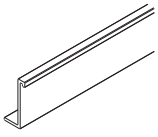	2500 mm (8'2 $\frac{7}{16}$")	21321
	3500 mm (11'5 $\frac{13}{16}$")	21320
	6000 mm (19'8 $\frac{7}{32}$")	21150
	nach Mass sur mesure cut to size su misura a medida	21322

uneloxiert
non anodisé
unanodized
non anodizzato
sin anodizar

farblos eloxiert
anodisé couleur argent
plain anodized
anodizzato incolore
anodizado plata

Edelstahl-Effekt
imitation inox
stainless-steel effect
effetto acciaio inox
efecto acero inoxidable

Technische Änderungen vorbehalten
Sous réserve de modifications techniques
Subject to modification

Con riserva di apportare modifiche tecniche
Bajo reserva de modificaciones técnicas

Hawa Sliding Solutions

Hawa Sliding Solutions AG Untere Fischbachstrasse 4, 8932 Mettmenstetten, Schweiz
Tel. +41 44 787 17 17, Fax +41 44 787 17 18, info@hawa.com, www.hawa.com

	2500 mm (8'2 7/16")	17020
	3500 mm (11'5 13/16")	17021
	2500 mm (8'2 7/16")	20119
	3500 mm (11'5 13/16")	20120
	2500 mm (8'2 7/16")	16452
	3500 mm (11'5 13/16")	16453
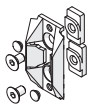		18663
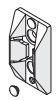		18619
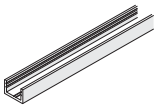	4000 mm (13'1 1/2")	19549
	6000 mm (19'8 7/32")	19561
	nach Mass sur mesure cut to size su misura a medida	20067
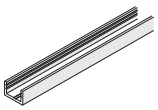	4000 mm (13'1 1/2")	21285
	6000 mm (19'8 7/32")	21286
	nach Mass sur mesure cut to size su misura a medida	21287
 10 m (32'9 23/32")	8-9,9 mm (5/16"- 13/32")	23135
	10-12 mm (13/32"-15/32")	19846
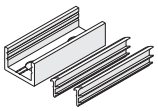 50 mm (1 31/32")	8-9,9 mm (5/16"- 13/32")	23137
	10-12 mm (13/32"-15/32")	20274
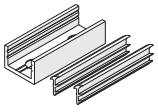 50 mm (1 31/32")	8-9,9 mm (5/16"- 13/32")	23138
	10-12 mm (13/32"-15/32")	21288
	4 Stück / pièces / pieces / pezzi / piezas	21346
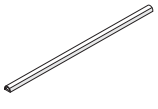	5 m (16'4 27/32")	19442
	10 m (32'9 23/32")	19443
	50 m (164'0 1/2")	19444
	5 m (16'4 27/32")	19445
	10 m (32'9 23/32")	19446
	50 m (164'0 1/2")	19447

 13/17	2500 mm (8'2 7/16")	20283
	3500 mm (11'5 13/16")	20284
 13/17	2500 mm (8'2 7/16")	21290
	3500 mm (11'5 13/16")	21291
 18/19	2500 mm (8'2 7/16")	21246
	3500 mm (11'5 13/16")	21247
 18/19	2500 mm (8'2 7/16")	21335
	3500 mm (11'5 13/16")	21336
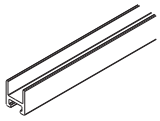	6000 mm (19'8 7/32")	21402
	nach Mass sur mesure cut to size su misura a medida	21404
	6000 mm (19'8 7/32")	21405
	nach Mass sur mesure cut to size su misura a medida	21403
	3500 mm (11'5 13/16")	18864
	6000 mm (19'8 7/32")	18216
	nach Mass sur mesure cut to size su misura a medida	18477
		21406
		21159
		21029
		20858
		20773
		21473

Hawa Adapto 100/150
zu/pour/for/per/para
Hawa Puro 100/150

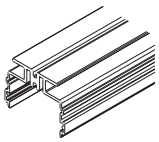	2500 mm (8'2 7/16")	21157
	3500 mm (11'5 13/16")	21156
	6000 mm (19'8 7/32")	21154
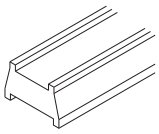	10000 mm (3'3 3/8")	21399
	500 mm (1'7 11/16")	21400
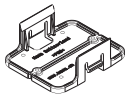		21350
		21343
	1 mm (1/16")	19398
	2 mm(3/32")	19399
	3 mm (1/8")	19400
	5 mm (7/32")	19401
		20215

farblos eloxiert
anodisé couleur argent
plain anodized
anodizzato incolore
anodizado plata

Edelstahl-Effekt
imitation inox
stainless-steel effect
effetto acciaio inox
efecto acero inoxidable

Übersicht sämtlicher Abkürzungen
Aperçu de toutes les abréviations
Overview of all abbreviations
Descrizione di tutte le abbreviazioni
Detalle general de abreviaturas

EH	Einbauhöhe Hauteur d'encastrement Installation height Altezza di montaggio Altura de montaje
FD	Foliendicke Épaisseur de film Film thickness Spessore pellicola Espesor de la lámina
GB	Glasbreite Largeur de verre Glass width Larghezza vetro Ancho del cristal
GB1	Glasbreite Schiebetüre Largeur de verre porte coulissante Sliding door glass width Larghezza vetro porta scorrevole Ancho de cristal de la puerta deslizante
GB2	Festglasbreite Largeur glace fixe Fixed glass width Larghezza vetrata fissa Ancho del cristal fijo
GH1 GH3	Glashöhe Schiebetüre Hauteur de verre porte coulissante Sliding door glass height Altezza vetro porta scorrevole Altura de cristal de la puerta deslizante
GH2 GH4	Glashöhe Festverglasung Hauteur de verre glace fixe Fixed glass height Altezza vetro vetrata fissa Altura del cristal fijo

LMB	Lichtmassbreite Largeur intérieure Inside width Larghezza interna Ancho de luz
LS	Laufschiene Rail de roulement Top track Rotaia Riel de rodadura
M	Schiebetürgriff + Sicherheitsabstand Poignée de porte coulissante + distance de sécurité Sliding door handle + safety distance Maniglia porta scorrevole + distanza di sicurezza Manija puerta deslizante + distancia de seguridad
P	Türüberschneidung Chevauchement des portes Door overlap Sovrapposizione della porta Solape entre puertas
Q	Bodentürstopper Arrête-porte du bas Bottom door stopper Arresto porta a pavimento Tope de piso para puerta deslizante
STB	Schiebetürbreite Largeur de porte coulissante Sliding door width Larghezza della porta scorrevole Ancho de puerta deslizante

ESG	Einscheibensicherheitsglas gemäss DIN EN 12150-1 Verre de sécurité trempé conforme DIN EN 12150-1 Fully tempered monolithic safety glass with a minimum surface compression of 15,000 psi (DIN EN 12150-1) Vetro singolo temperato di sicurezza secondo DIN EN 12150-1 Cristal de seguridad monolitico secún DIN EN 12150-1
VSG	Verbundsicherheitsglas gemäss DIN EN 14449 Verre de sécurité feuilleté conforme DIN EN 14449 Fully tempered laminated safety glass according to DIN EN 14449 Vetro accoppiato di sicurezza secondo DIN EN 14449 Cristal de seguridad multilaminado secún DIN EN 14449

Technische Änderungen vorbehalten
Sous réserve de modifications techniques
Subject to modification

Con riserva di apportare modifiche tecniche
Bajo reserva de modificaciones técnicas