







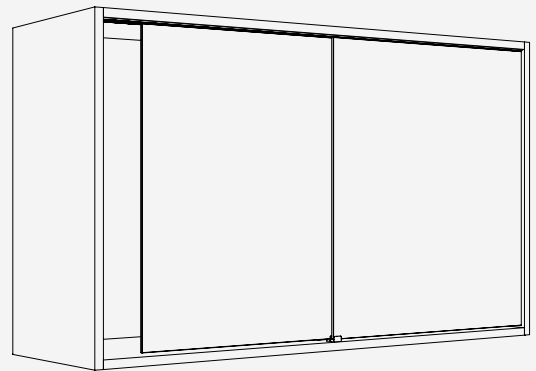
Fitting for 2 top-running glass doors up to 16 kg (35 lbs.), with screwed on or groove mounted running track. With soft and self closing mechanism. Design Inside.

Product highlights

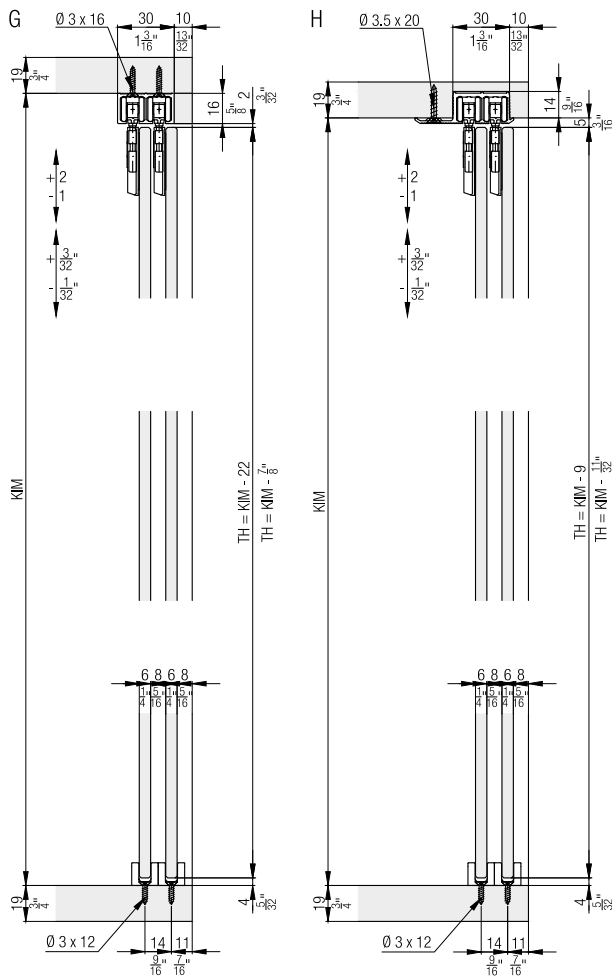
-  **Comfort** Smooth, silent running with Comfort Roller and soft and self closing system for different door weights
-  **Productivity** Rational glued fixing of suspension without the need for glass processing

Technical specifications

-  Max. 16 kg (35 lbs.)
-  Max. 1400 mm (4'7 1/8")
-  Max. 1000 mm (3'3 3/8")
-  6-6.35 mm (1/4")



Installation examples

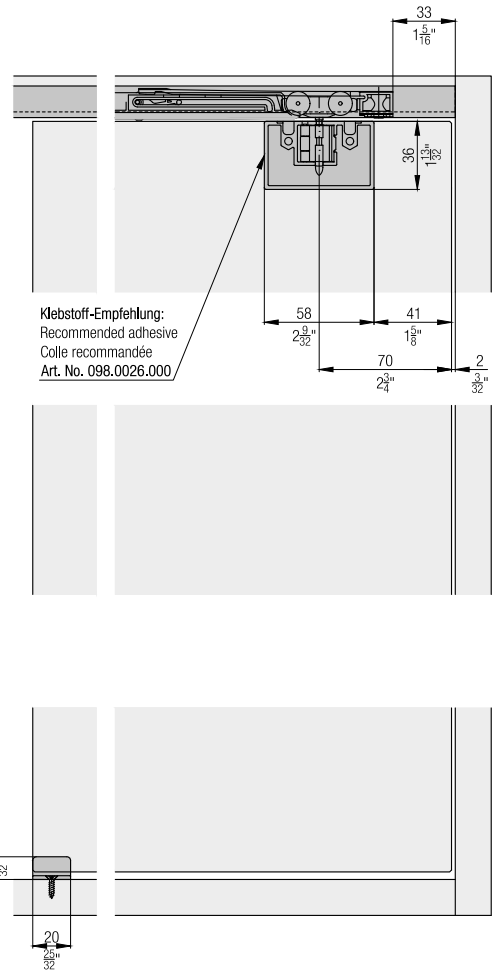


Wichtig/Important/Important

Beschlag einsetzbar mit ESG Floatglas, ESG Satinato, ESG mit keramischem Siebdruck, Doppelspiegel oder VSG Gläser. (ESG = Einscheibensicherheitsglas / VSG = Verbundsicherheitsglas)

Fitting can be used in combination with ESG float glass, ESG satinato glass, ESG with ceramic screen printing, double mirror or laminated glass. (ESG = tempered safety glass)









Ferrure utilisable avec vitre flottée de sécurité ESG, vitre de sécurité ESG Satinato, vitre de sécurité ESG avec sérigraphie céramique, mirror double ou vitres feuilletées. (ESG = verre de sécurité trempé)




Set for 2 glass doors up to 16 kg (35 lbs.), with height adjustment

	No.
Hawa Clipo 16 GK IS, for 2 doors	053.3313.071


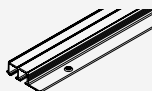
Set consisting of:

		053.3313.071	No.
	Running gear	4	053.0297.171
	Hawa Clipo 16/Hawa Regal 16 C stopper, plastic, gray	2	053.3215.071
	Fixing plate, for glue fixing, zinc diecast	4	053.3311.071
	Door follower, plastic, grey	1	053.3075.071
	Socket button head screw, M3x6 mm (1/8"x 1/4"), steel, zinc-plated	1	600.0000.679
	Hex jam nut M3, steel, zinc-plated	1	600.0000.680
	Bottom guide, plastic, grey	2	053.3253.001
	Flat countersunk head chipboard screw, 3x12 mm (1/8"x15/32"), steel, zinc-plated	2	766.5030.112

Adhesive

	No.	
	Glue penloc GTI, 12 ml	098.0026.000

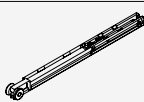
Running tracks

		mm (inch)	No.
	G: Double running track, for screw fixing, aluminum, anodized	2,500 (8' 2 7/16")	053.3247.250
		3,500 (11' 5 25/32")	053.3247.350
		6,000 (19' 8 7/32")	053.3247.600
	H: Double running track, aluminum, pre-drilled	2,500 (8' 2 7/16")	053.3248.250
		3,500 (11' 5 25/32")	053.3248.350
		6,000 (19' 8 7/32")	053.3248.600




Soft close up to 8/16 kg (17/35 lbs.)

	No.
Soft close Hawa Clipo 16/Hawa Regal C 16, up to 8 kg (17 lbs.)	053.3332.071
Soft close Hawa Clipo 16/Hawa Regal C 16, up to 16 kg (35 lbs.)	053.3332.072


Set consisting of:

		053.3332.071	053.3332.072	No.
	Damper, up to 8 kg (17 lbs.)	2		053.3330.071
	Trigger, with stopper	2	2	053.3331.071
	Cross recessed pan head screw, 2.2x8 mm (3/32"x5/16"), steel, zinc-plated	2	2	600.0000.482
	Damper, up to 16 kg (35 lbs.)		2	053.3330.072

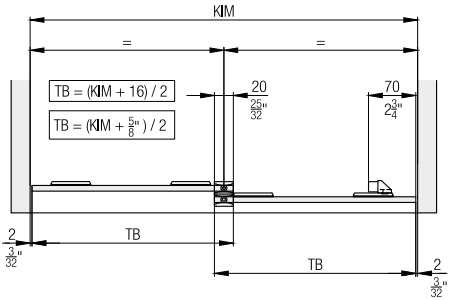
Handles

	No.	
	Handle, for glue fixing, 64 mm (2 17/32"), plastic, chrome-plated, matt, 2-piece set	053.3323.971
	Finger-pull-handle, for glue fixing, 30 mm (1 3/16"), aluminum, anodized, 2-piece set	053.3091.982
	Finger-pull-handle, for glue fixing, 30 mm (1 3/16"), aluminum, anodized, 50-piece set	053.3091.983
	Finger-pull-handle, for glue fixing, 40 mm (1 9/16"), aluminum, anodized	053.3158.901

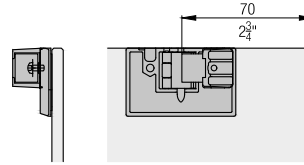
Accessories

	No.	
	Track cleaner, plastic, red	040.3142.071

Calculations



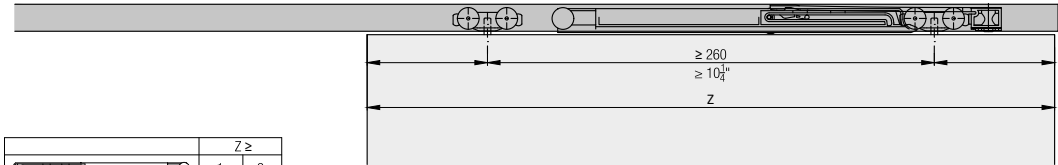
Door follower



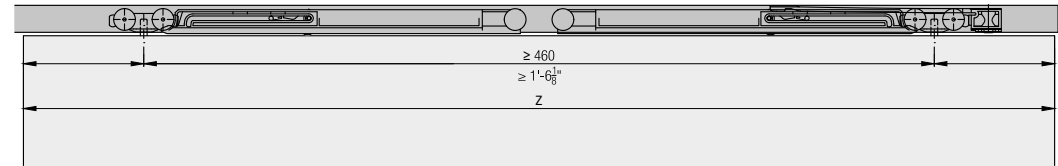
Soft close



	Z ≥	
	1	2
Hawa Clipo 16 H IS	1' 3 ³ / ₄ "	1' 11 ⁵ / ₈ "
Hawa Clipo 16 H MS	1' 5 ¹ / ₄ "	2' 1 ¹ / ₈ "
Hawa Clipo 16 H FS	1' 5 ¹ / ₄ "	2' 1 ¹ / ₈ "
Hawa Clipo 16 HM IS	1' 3 ³ / ₄ "	1' 11 ⁵ / ₈ "
Hawa Clipo 16 GK IS	1' 3 ³ / ₄ "	1' 11 ⁵ / ₈ "
Hawa Clipo 16 GS IS	1' 3 ³ / ₄ "	1' 11 ⁵ / ₈ "
Hawa Clipo 16 GPK IS	1' 3 ³ / ₄ "	1' 11 ⁵ / ₈ "
Hawa Clipo 16 GPPK IS	1' 3 ³ / ₄ "	1' 11 ⁵ / ₈ "



	Z ≥	
	1	2
Hawa Clipo 16 H IS	400	600
Hawa Clipo 16 H MS	438	638
Hawa Clipo 16 H FS	438	638
Hawa Clipo 16 HM IS	400	600
Hawa Clipo 16 GK IS	400	600
Hawa Clipo 16 GS IS	400	600
Hawa Clipo 16 GPK IS	400	600
Hawa Clipo 16 GPPK IS	400	600



Accessories

– Glass recommendations from page 249

Planning/execution

Further information about the product can be found on www.hawa.com.