

Fitting for 1 top-running wooden door up to 16 kg (35 lbs.), with groove mounted running track. With soft and self closing mechanism. Design Forslide.

Product highlights



Security

4 point guidance for high functional reliability



Productivity

Efficient thanks to tool-less door installation
as well as easy, intuitive adjustment

Technical specifications



Max. 16 kg (35 lbs.)



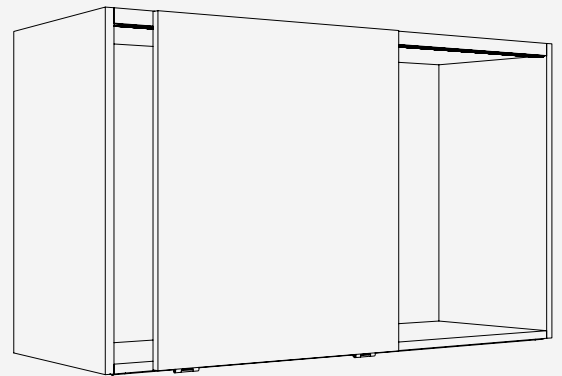
Max. 1400 mm (4'7 1/8")



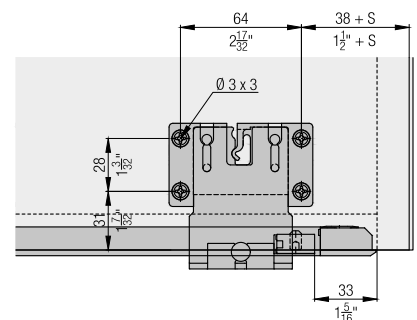
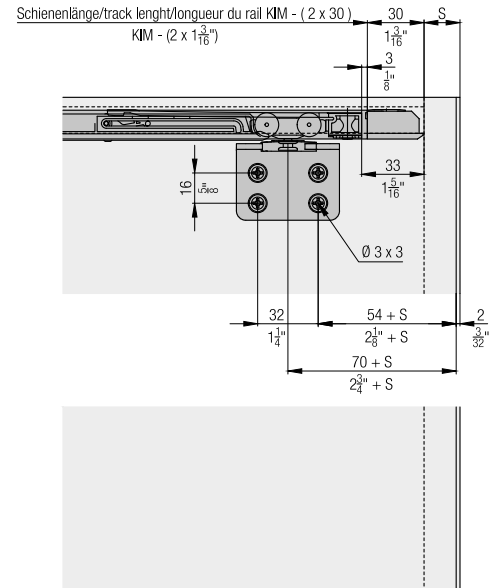
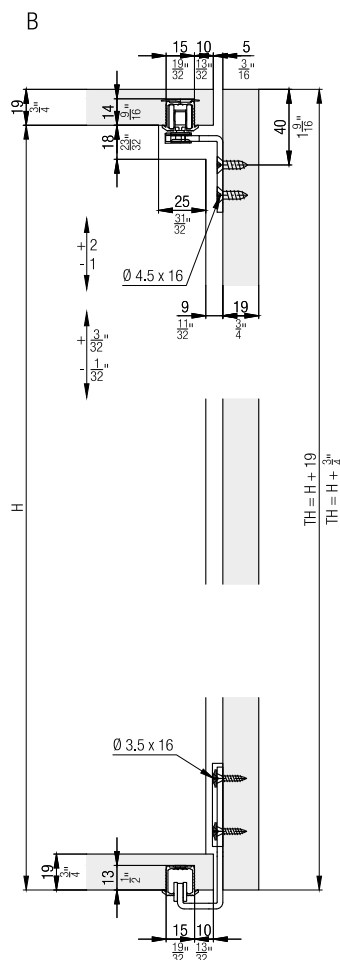
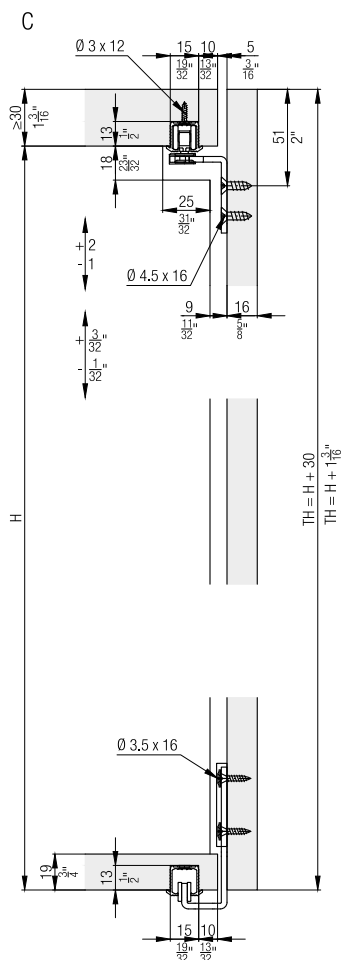
Max. 1000 mm (3'3 3/8")



16–25 mm (5/8" to 31/32")











Installation examples



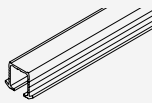
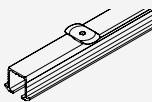
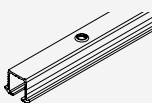
**Set for 1 wooden door up to 16 kg (35 lbs.),
with height adjustment**

	No.
Hawa Clipo 16 H FS, 4-point guide, for 1 door	053.3299.071

Set consisting of:



		053.3299.071	No.
	Running gear, outer door	2	053.3290.172
	Hawa Clipo 16/Hawa Regal 16 C stopper, plastic, gray	2	053.3215.071
	Running gear angle, steel, zinc-plated	2	053.3291.171
	Flat countersunk head chipboard screw, 4.5x16 mm (3/16"x5/8"), steel, zinc-plated	8	600.0000.478
	Guide angle, steel, zinc-plated	2	053.3293.171
	Guide bracket housing, plastic, anthracite	2	053.3064.001
	Fillister head screw, 3.5x16 mm (5/32"x5/8"), steel, zinc-plated	8	766.6052.100
	Stopper with retention Hawa Regal C 16, plastic, grey	2	040.3122.071

Running tracks

		mm (inch)	No.
	A: Single running track, for glue fixing, aluminum	2,500 (8' 2 7/16")	053.3229.250
		3,500 (11' 5 25/32")	053.3229.350
		6,000 (19' 8 7/32")	053.3229.600
	B: Single running track, with swivel-lug, aluminum (not for hard wood/MDF)	2,500 (8' 2 7/16")	053.3227.250
		3,500 (11' 5 25/32")	053.3227.350
		6,000 (19' 8 7/32")	053.3227.600
	C: Single running track, aluminum, pre-drilled	2,500 (8' 2 7/16")	053.3225.250
		3,500 (11' 5 25/32")	053.3225.350
		6,000 (19' 8 7/32")	053.3225.600

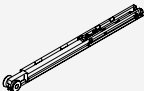


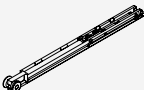
Track end piece set for single running tracks

	No.
Track end piece, for screw fixing, plastic, gray	053.3210.081
Track end piece, with swivel lug, plastic, gray	053.3211.081

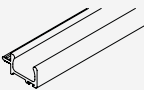

		053.3210.081	053.3211.081	No.
	Track-end piece, for screw fixing, plastic, grey	2		053.3210.001
	Track-end piece, with swivel lug, plastic, grey		2	053.3211.071

Soft close up to 8/16 kg (17/35 lbs.)


	No.
Soft close Hawa Clipo 16/Hawa Regal C 16, up to 8 kg (17 lbs.)	053.3332.071
Soft close Hawa Clipo 16/Hawa Regal C 16, up to 16 kg (35 lbs.)	053.3332.072

		053.3332.071	053.3332.072	No.
Set consisting of:				
	Damper, up to 8 kg (17 lbs.)	2		053.3330.071
	Trigger, with stopper	2	2	053.3331.071
	Cross recessed pan head screw, 2.2x8 mm (3/32" x 5/16"), steel, zinc-plated	2	2	600.0000.482
	Damper, up to 16 kg (35 lbs.)		2	053.3330.072

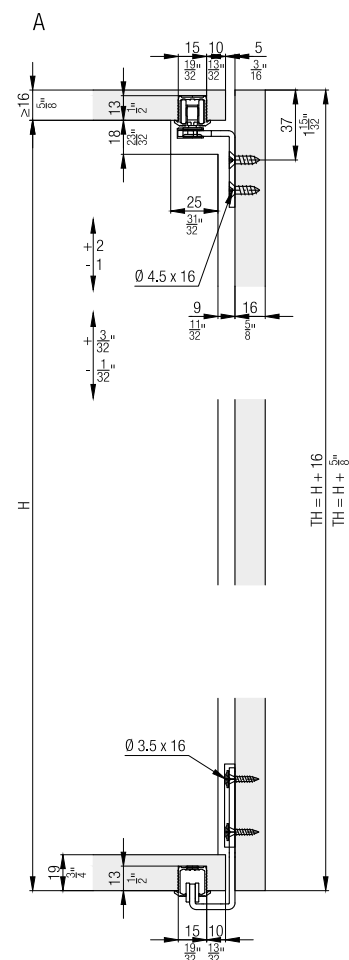
Handle profiles

		mm (inch)	No.
	Handle profile, groove for brush seal, for groove mounting, aluminum, anodized, for door thickness of 19 mm (3/4")	2,500 (8' 2 7/16")	056.3028.250
		6,000 (19' 8 7/32")	056.3028.600
	Handle profile, groove for brush seal, for screw fixing, aluminum, anodized, pre-drilled	2,500 (8' 2 7/16")	055.3140.250
		6,000 (19' 8 7/32")	055.3140.600

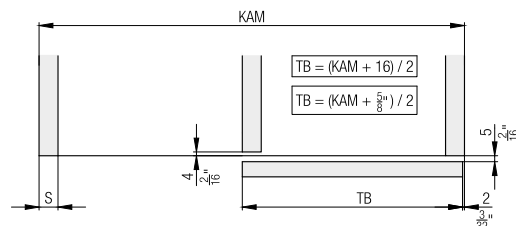
Accessories

	No.
	Track cleaner, plastic, red 040.3142.071

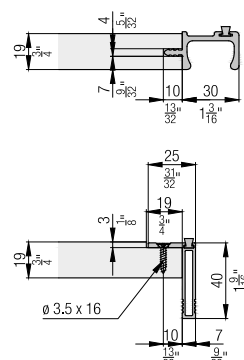
Further installation examples



Calculations



Handle profiles

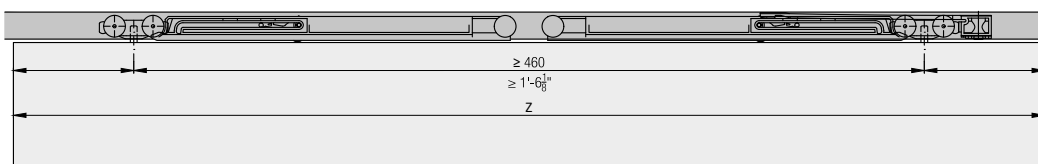
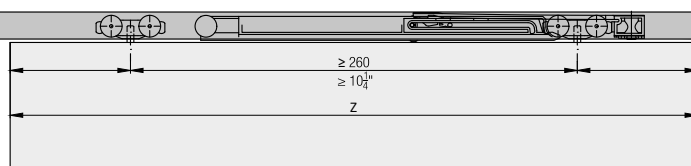


Soft close



	Z ≥	
	1	2
Hawa Clipo 16 H IS	1' 33/32"	1' 115/16"
Hawa Clipo 16 H MS	1' 51/4"	2' 13/8"
Hawa Clipo 16 H FS	1' 51/4"	2' 13/8"
Hawa Clipo 16 HM IS	1' 33/32"	1' 115/16"
Hawa Clipo 16 GK IS	1' 33/32"	1' 115/16"
Hawa Clipo 16 GS IS	1' 33/32"	1' 115/16"
Hawa Clipo 16 GPK IS	1' 33/32"	1' 115/16"
Hawa Clipo 16 GPPK IS	1' 33/32"	1' 115/16"

	Z ≥	
	1	2
Hawa Clipo 16 H IS	400	600
Hawa Clipo 16 H MS	438	638
Hawa Clipo 16 H FS	438	638
Hawa Clipo 16 HM IS	400	600
Hawa Clipo 16 GK IS	400	600
Hawa Clipo 16 GS IS	400	600
Hawa Clipo 16 GPK IS	400	600
Hawa Clipo 16 GPPK IS	400	600



Accessories

– Straightening fitting from page 266

Planning/execution

Further information about the product can be found on www.hawa.com.