








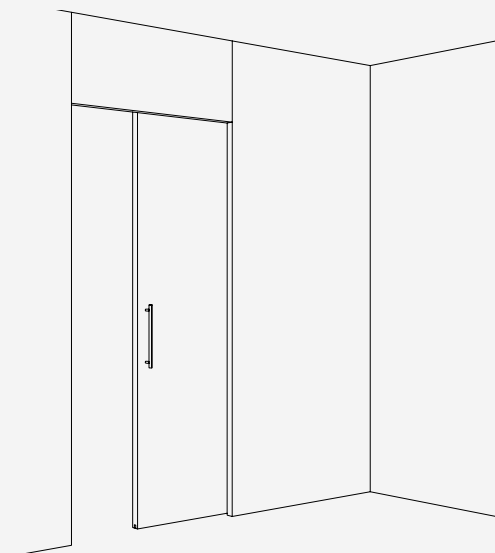
Fitting for top-running wooden doors up to 100 kg (220 lbs.), with surface mounted running track. Optionally with soft and self closing mechanism. Wall or ceiling mounting.

Product highlights

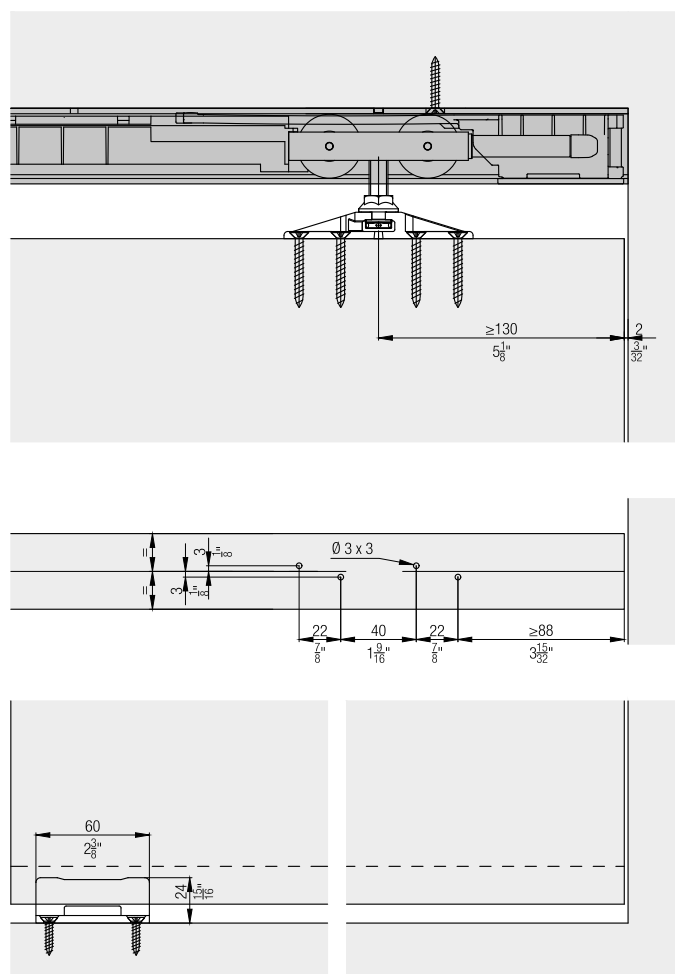
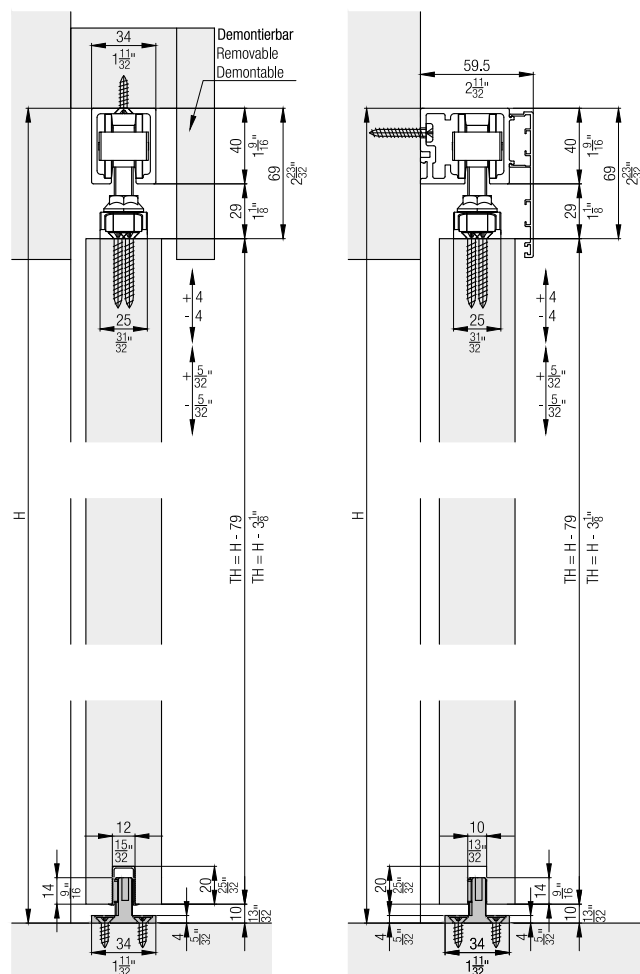
-  **Comfort** Accessible opening and soft and self closing at both sides from door widths of 800 mm (2' 7 1/2")
-  **Flexibility** Running tracks for wall and ceiling mounting with integrated clip-on system
-  **Security** Performance guarantee: 15 years for private use and 7 years for commercial use on incomparably low opening forces of max. 22 N

Technical specifications





-  Max. 100 kg (220 lbs.)
-  Max. 4000 mm (13' 1 15/32")
-  Max. 3000 mm (9' 10 1/8")
-  35–80 mm (1 3/8" to 3 5/32")





Installation examples





Set for 1 wooden door up to 100 kg (220 lbs.)

			No.
Hawa Junior 100 Z, for 1 door			30151
			No.
Set consisting of:			
	Two-way suspension plate	2	11002
	Set with suspension bolts M10, hexagon nuts, screws and buffer	1	13525
	Bottom guide, zero tolerance, groove width 10 mm (13/32"), plastic, black	1	14427
	Vertical adjustment pin	1	10795

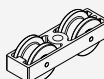
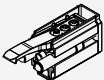
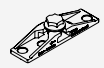

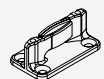


Set for 1 wooden door, with running gears and magnetic soft closing mechanism

		No.			
Hawa Junior 100, 2 running gears, for 1 door		30064			
Hawa Junior 100, 1 running gear, 1 SoftMove 100 with running gear and stopper, for 1 door		30149			
Hawa Junior 100, 2 SoftMove 100 with running gear and stopper, for 1 door		30150			
		No.			
		30064	30149	30150	
Set consisting of:					
	Running gear, 2-wheeled, M10, ball bearing	2	1	30137	
	Soft close SoftMove 100, with running gear, stopper and cover, premounted		1	2	30509

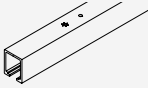


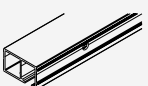

Accessories for set 30064/30149

		No.
	Stopper Hawa Junior 80/100, with adjustable retention spring	30138
	SoftStop Hawa Junior 80/100, with adjustable retention spring	27771


Complete set for 1 wooden door, with SoftMove and/or SoftStop

			No.		
Hawa Junior 100 Z / Z Pocket, with 2 SoftStop, for 1 door			30237		
Hawa Junior 100 Z / Z Pocket, with 1 soft close SoftMove 100 and 1 SoftStop, for 1 door			30242		
Hawa Junior 100 Z / Z Pocket with 2 soft close SoftMove 100, for 1 door			30244		
			No.		
Set consisting of:					
	Running gear, 2-wheeled, M10, ball bearing	2	1	30137	
	SoftStop Hawa Junior 80/100, with adjustable retention spring	2	1	27771	
	Two-way suspension plate	2	2	11002	
	Set with suspension bolts M10, hexagon nuts, screws and buffer	1	1	13525	
	Bottom guide, zero tolerance, groove width 10 mm (13/32\"), plastic, black	1	1	14427	
	Vertical adjustment pin	1	1	10795	
	Soft close SoftMove 100, with running gear, stopper and cover, premounted		1	2	30509


Running tracks

		mm (inch)	No.
	Running track, aluminum, anodized, pre-drilled	1,400 (4' 7 1/8 ")	10189
		1,600 (5' 3 ")	10190
		1,800 (5' 10 7/8 ")	10191
		2,000 (6' 6 3/4 ")	10192
		2,200 (7' 2 5/8 ")	10193
		2,500 (8' 2 7/16 ")	10194
		3,000 (9' 10 1/8 ")	18532
		4,000 (13' 1 15/32 ")	18533
		6,000 (19' 8 7/32 ")	10186
	Running track, wall mounting, aluminum, anodized, pre-drilled	cut to size	10188
		2,000 (6' 6 3/4 ")	27673
		2,500 (8' 2 7/16 ")	30323
		3,000 (9' 10 1/8 ")	27672
		4,000 (13' 1 15/32 ")	30324
		6,000 (19' 8 7/32 ")	27671
	Running track, wall mounting, extended spacing of +11 mm (7/16") between door and wall, aluminum, anodized, pre-drilled	cut to size	27695
		2,500 (8' 2 7/16 ")	30613
		6,000 (19' 8 7/32 ")	30614
	Running track, wall mounting, extended spacing of +20 mm (25/32") between door and wall, aluminum, anodized, pre-drilled	cut to size	30666
		2,500 (8' 2 7/16 ")	30615
		6,000 (19' 8 7/32 ")	30616
	Running track, ceiling mounting, aluminum, anodized, pre-drilled	cut to size	30667
		2,000 (6' 6 3/4 ")	27677
		2,500 (8' 2 7/16 ")	30320
		3,000 (9' 10 1/8 ")	27676
		4,000 (13' 1 15/32 ")	30321
		6,000 (19' 8 7/32 ")	27675
		cut to size	27696

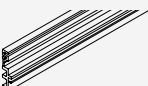
Guide tracks

		mm (inch)	No.
	Guide track, for groove mounting, plastic, 10-piece set	1,300 (4' 3 3/16 ")	14540

Panels





		mm (inch)	No.
	Clip-on panel to running track, aluminum, anodized	2,000 (6' 6 3/4 ")	27685
		2,500 (8' 2 7/16 ")	30331
		3,000 (9' 10 1/8 ")	27684
		4,000 (13' 1 15/32 ")	30332
		6,000 (19' 8 7/32 ")	27683
		cut to size	27697

Spacer tracks

		mm (inch)	No.
	Spacer track, for wall mounting, plastic, gray	2,000 (6' 6 3/4 ")	057.3054.200
		cut to size	057.3054.990





Panel end component set, 59 mm (2 5/16"), aluminum, for running track 27671, 27672, 27673, 27695, 30323, 30324

	No.
Panel end component set, left, 59 mm (2 5/16"), anodized	30141
Panel end component set, right, 59 mm (2 5/16"), anodized	30142

		30141	30142	No.
Set consisting of:				
	Panel end component Z, 59 mm (2 5/16"), left, aluminum, anodized	1		30038
	Bracker connector, steel, zinc-plated	2	2	057.3051.101
	Screw, M4x2.6 mm (5/32"x 1/8"), steel, zinc-plated	4	4	011.0101.171
	Panel end component Z, 59 mm (2 5/16"), right, aluminum, anodized		1	30040





Panel end component set, 66 mm (2 19/32"), aluminum, for running track 27671, 27672, 27673, 27695, 30323, 30324 in combination with spacer track 057.3054.xxx

	No.
Panel end component set, left, 66 mm (2 19/32"), anodized	30143
Panel end component set, right, 66 mm (2 19/32"), anodized	30144






		30143	30144	No.
Set consisting of:				
	Panel end component Z, 66 mm (2 19/32"), left, aluminum, anodized	1		30037
	Bracker connector, steel, zinc-plated	2	2	057.3051.101
	Screw, M4x2.6 mm (5/32"x 1/8"), steel, zinc-plated	4	4	011.0101.171
	Panel end component Z, 66 mm (2 19/32"), right, aluminum, anodized		1	30039

Panel end component set, 79 mm (3 1/8"), can be shortened, aluminum, for running track 30613, 30614, 30615, 30616, 30666, 30667

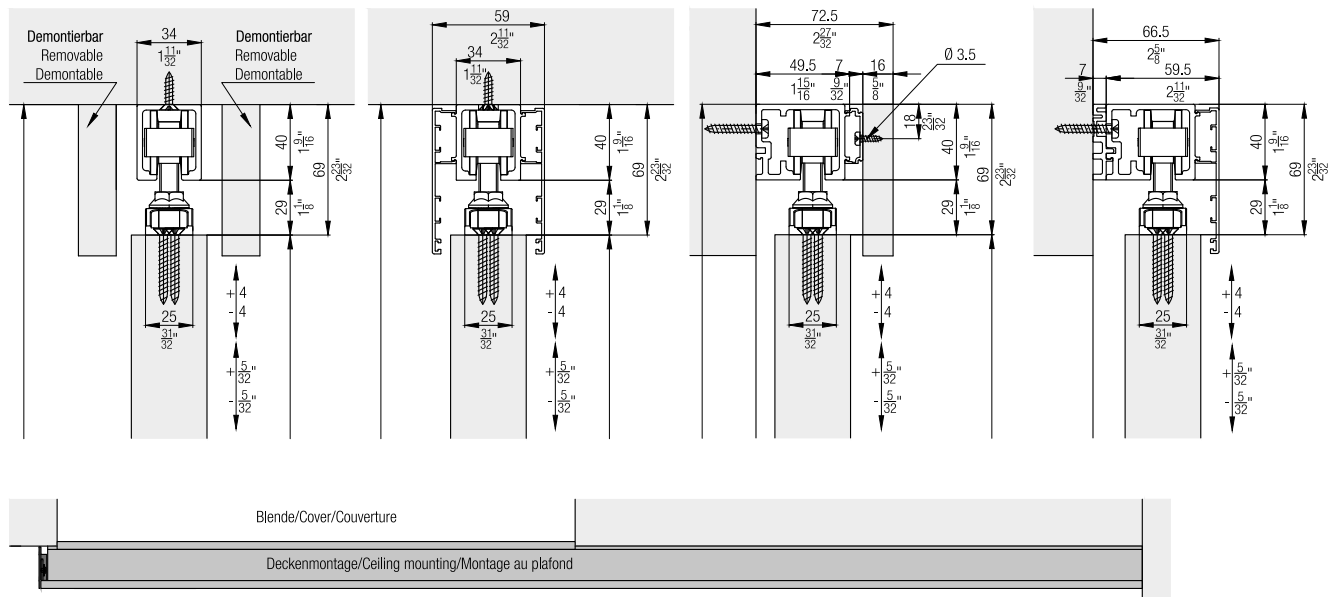
	No.
Panel end component set, left, 79 mm (3 1/8"), anodized	30591
Panel end component set, right, 79 mm (3 1/8"), anodized	30592

		30591	30592	No.
Set consisting of:				
	Panel end component Z, 79 mm (3 1/8"), left, aluminum, anodized	1		30588
	Bracker connector, steel, zinc-plated	2	2	057.3051.101
	Screw, M4x2.6 mm (5/32"x 1/8"), steel, zinc-plated	4	4	011.0101.171
	Panel end component Z, 79 mm (3 1/8"), right, aluminum, anodized		1	30589

Accessories

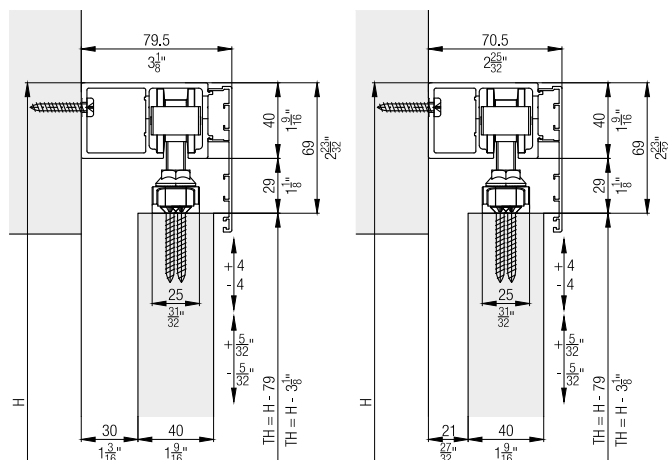
	No.
	21473
	20773
	057.3117.001
	19589
	25958

Further installation examples

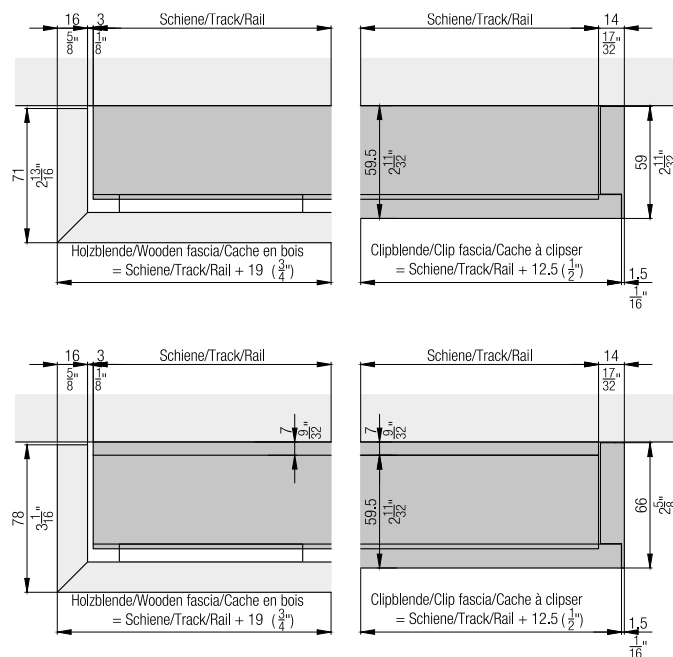


Further installation examples

Wall mounting rails with extended spacing of +11 mm/+20 mm (7/16"/25/32") between door and wall.

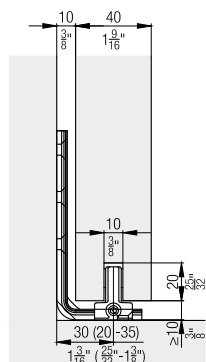


Calculations of clip-on panels



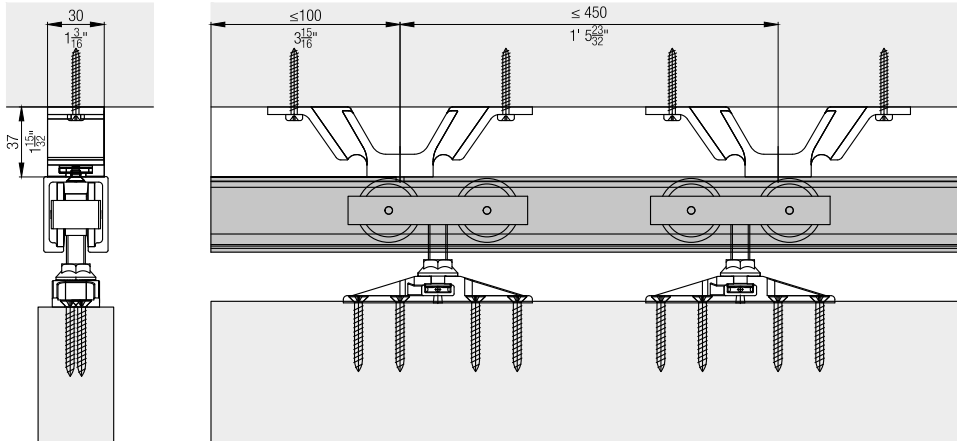
Hawa Confort 120

The convenient solution to an old problem. Inadequate fastening options in brittle sub-floors or in the area of floor heating. This bottom guide is mounted on the wall.



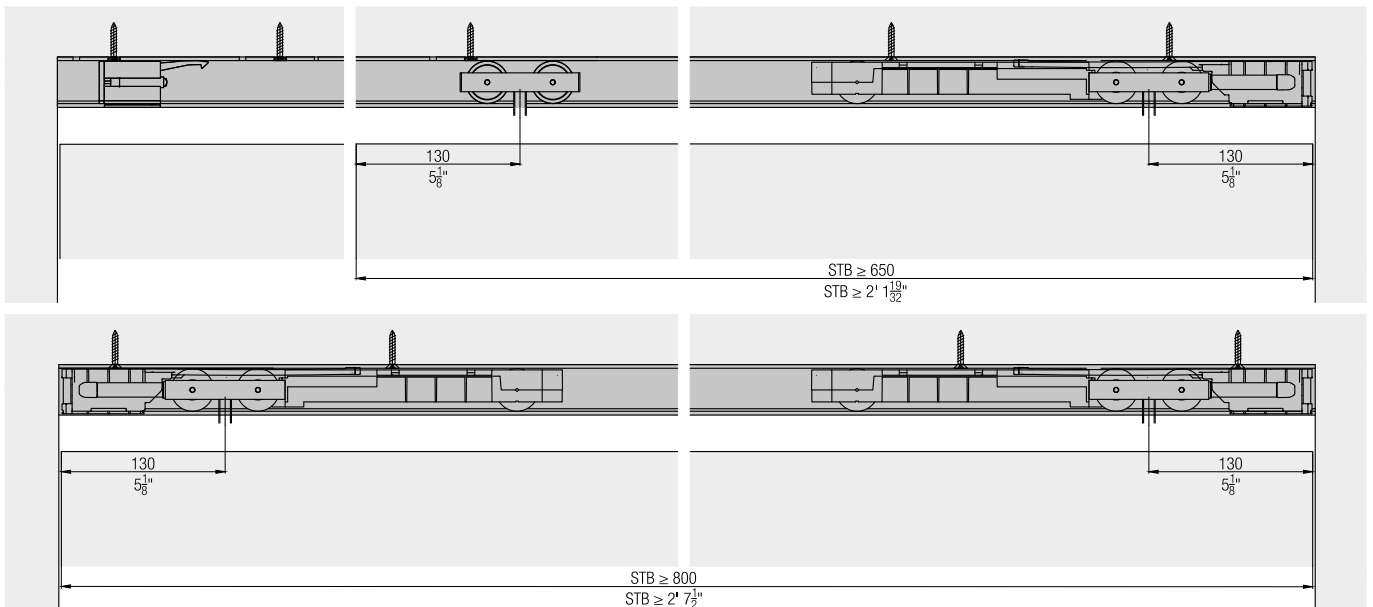
Hawa SoundEx

Contains the transmission of structure-borne noise from a sliding system to the building.



SoftMove 100 magnetic soft closing mechanism

Completely integrated into the running track, the SoftMove decelerates sliding doors and draws them into their final position.



Accessories

- Hawa Junior bottom guides for wall mounting from page 508
- Lock solutions from page 511
- General accessories from page 518

Planning/execution

Further information about the product can be found on www.hawa.com.