

**Fitting for top-running wooden doors up to 500 kg (1102 lbs.), with screwed on running track. Without soft and self closing system. Ceiling mounting.**

## Product highlights



## Comfort

High quality steel ball bearing roller for quiet, smooth running, even with heavy weights



## Flexibility

Can also be used as a fire protection door with supplementary parts

## Technical specifications



Max. 500 kg (1102 lbs.)



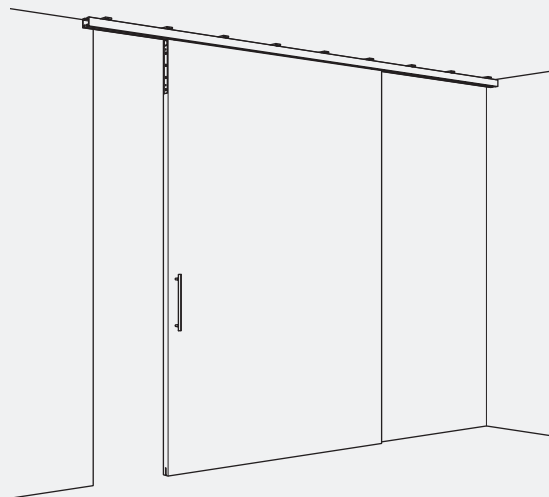
Max. 6000 mm (19'8 7/32")



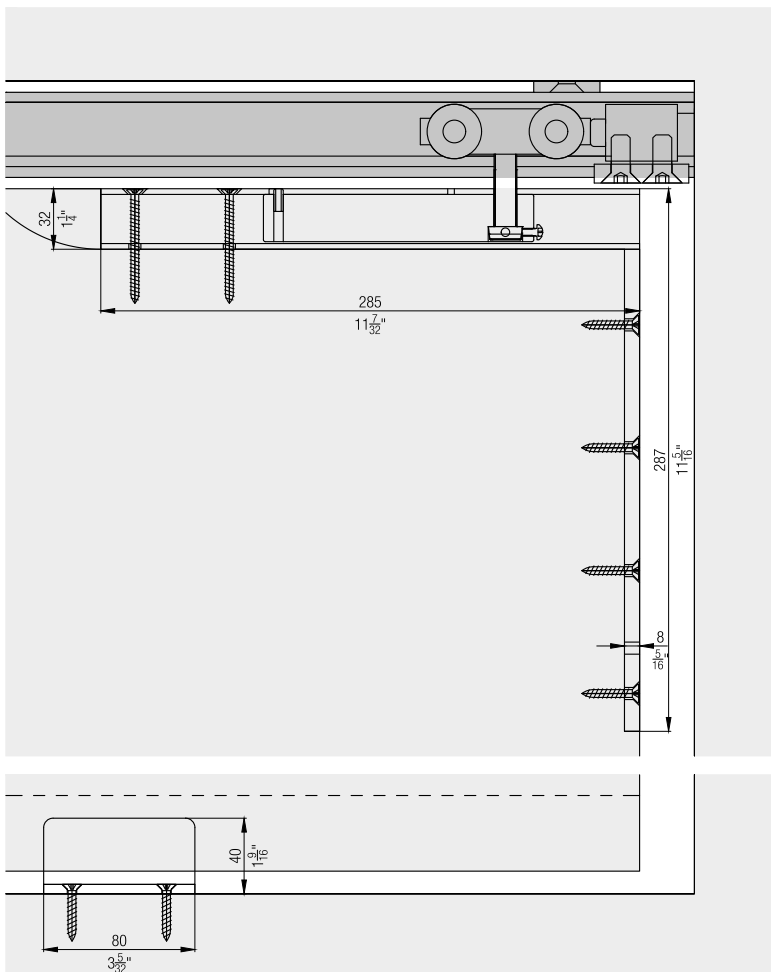
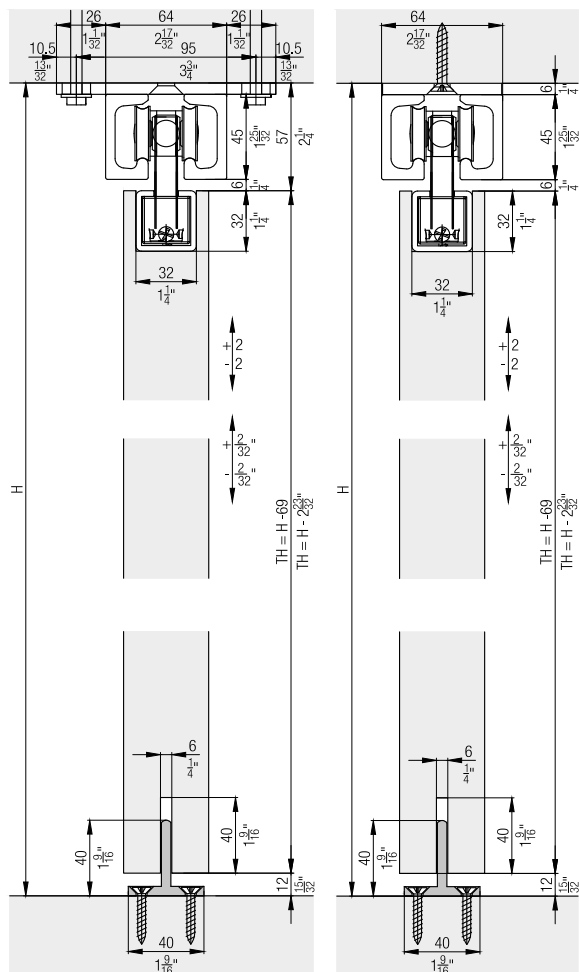
Max. 5000 mm (16'4 27/32")



45–100 mm (1 25/32" to 3 15/16")



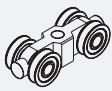



## Installation examples



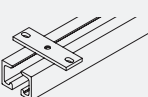
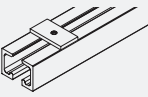
### Set for 1 wooden door up to 500 kg (1102 lbs.)

	No.
Hawa Super 500 B, for 1 door	11655




### Set consisting of:

		11655	No.
	Running gear, 4-wheeled, M12, steel wheels	2	10362
	Angle bracket, with suspension plate and suspension bolt M12	2	10442
	Spring loaded buffer, with flange, steel, zinc-plated, for screw fixing	2	10591
	Bottom guide, groove width 6 mm (1/4"), steel, zinc-plated	1	10508

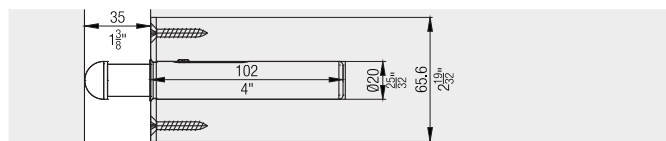
### Running tracks

		mm (inch)	No.
	Double running track, with mounting flanges, stainless steel 1.4301/AISI 304, pre-drilled	6,000 (19' 8 7/32")	18039
		cut to size	18040
	Double running track, with flush mounting flanges, stainless steel 1.4301/AISI 304, pre-drilled	6,000 (19' 8 7/32")	18496
		cut to size	18497

### Accessories

	No.
	10499
	15558
	16768

### Spring stop



### Accessories

- Hawa Junior bottom guides for wall mounting from page 508
- General accessories from page 518

### Planning/execution

Further information about the product can be found on [www.hawa.com](http://www.hawa.com).