Hawa
Sliding Solutions

Am Möbel
On furniture
Pour le meuble

Hawa Regal, Hawa Creation, Hawa Frontal, Hawa Libra

Schiebetechnik für Möbel
Sliding technique for furniture
Technique de coulisse pour meubles

www.hawa.com

Rethink your space.

Hawa Regal

Hawa Regal B 25 GK X FS oben | top | en haut
Hawa Clipo 16 H IS unten | bottom | en bas

Hawa Regal C 16 HM IS oben | top | en haut
Hawa Clipo 16 H IS unten | bottom | en bas

Inhalt | Contents | Sommaire

Hawa Regal A

Hawa Regal A 25 H	📖	6/7
Hawa Regal A 25 GR	📖	8/9
Hawa Regal A 40 H	📖	10/11

Hawa Regal B

Hawa Regal B 25 H	📖	14–17	18/19
Hawa Regal B 25 SP	📖		20/21
Hawa Regal B 25 HG	📖		22/23
Hawa Regal B 25 GK	📖		24/25
Hawa Regal B 25 X	📖		26–29

Hawa Regal C

Hawa Regal C 16 H	📖		32/33
Hawa Regal C 16 HM	📖	34/35	
Hawa Regal C 16 GPPK	📖	36/37	
Hawa Regal C 26 HM	📖	38/39	
Hawa Regal C 26 GR	📖	40/41	

Hawa Creation

Hawa Creation 25 H	📖	44/45
Hawa Creation 25 GAK H	📖	46/47

Hawa Frontal

Hawa Frontal 25 H	📖	50/51
Hawa Frontal 25 GK	📖	52/53
Hawa Frontal 25 GR 20/20	📖	54/55
Hawa Frontal 25 GR 40/22	📖	56/57

Dämpfeinzug Soft close Amortissement	📖	58–65

Hawa Libra

Hawa Libra 20 H	📖	68/69
Hawa Libra 20 H Synchro	📖	70/71
Gegengewicht + Zubehör Counterweight + Accessories Contrepoids + Accessoires	📖	72/73

Sonderzubehör Special accessories Accessoires spéciaux	📖	74/75
Ausrichtbeschlag Door straightening system Ferrure d'alignement	📖	76
Glasempfehlung Glass recommendation Types de verre recommandés	📖	77
Türgewichte Panel weights Poids de vantaux	📖	78
Technische Daten Technical data Caractéristiques techniques	📖	78
Onlinewerkzeuge Online tools Outils en ligne	📖	79

Inslide (IS) | Im Korpus laufend
Running inside the cabinet | À coulissement dans le meuble

Mixslide (MS) | Im und vor dem Korpus laufend
Running inside and in front of the cabinet | À coulissement dans et devant le meuble

Forslide (FS) | Vor dem Korpus laufend
Running in front of the cabinet | À coulissement devant le meuble

Inslide/Forslide (IS/FS) | Im und vor dem Korpus laufend
Running inside and in front of the cabinet | À coulissement dans et devant le meuble

Hawa Regal A

Hawa Regal A 25 H FS

Hawa Regal A 25 H FS

Hawa Regal A 25 H FS

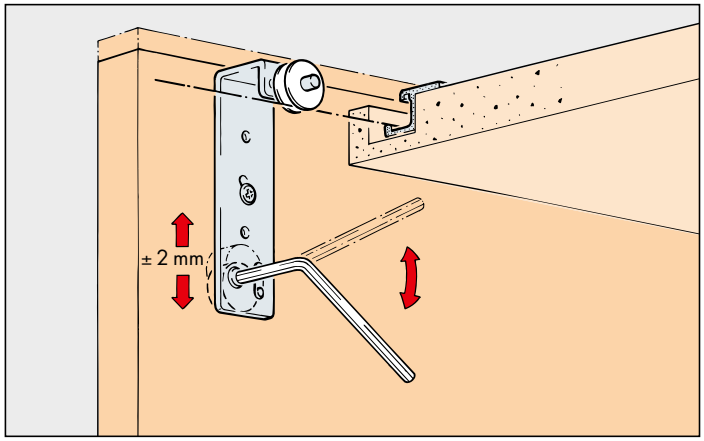

Wirtschaftliche Montage – Einfache Höhenjustierung mittels Exzentertechnik.
Cost-effective assembly – Easy height adjustment using eccentric technology.
Montage économique – Réglage en hauteur facile grâce à la technique d'excentrique.

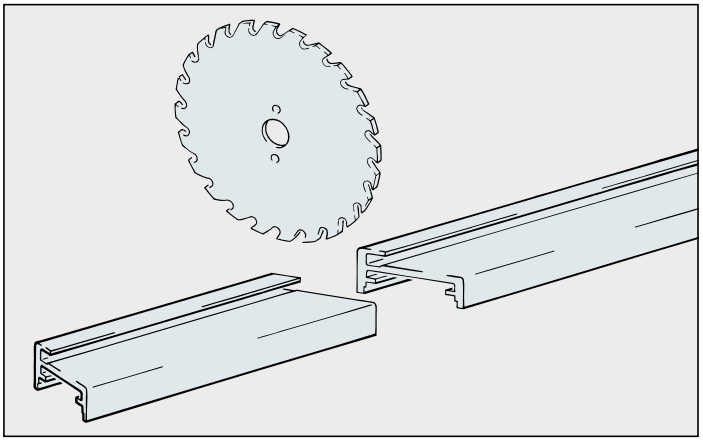

Einfache Konfektion der Alu-Rahmentüre – Profil nur auf Gehrung schneiden
Simple customizing of aluminium framed door – Only mitre profiles to a 45° angle
Confection simple des portes à cadre en alu – Couper simplement les profils en onglet

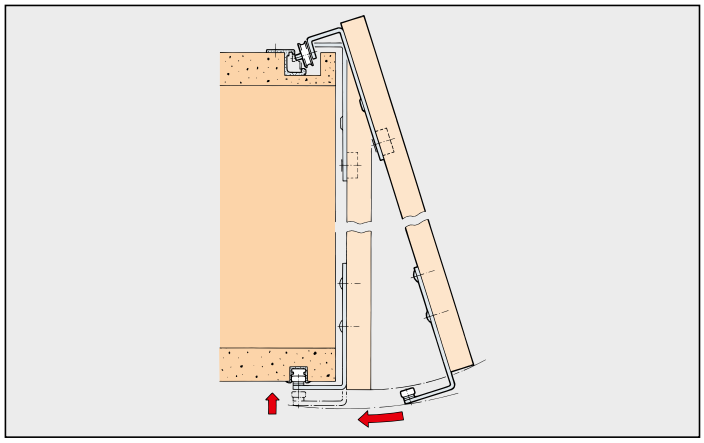

Einfache Türmontage
Easy mounting of the door
Montage simple de la porte

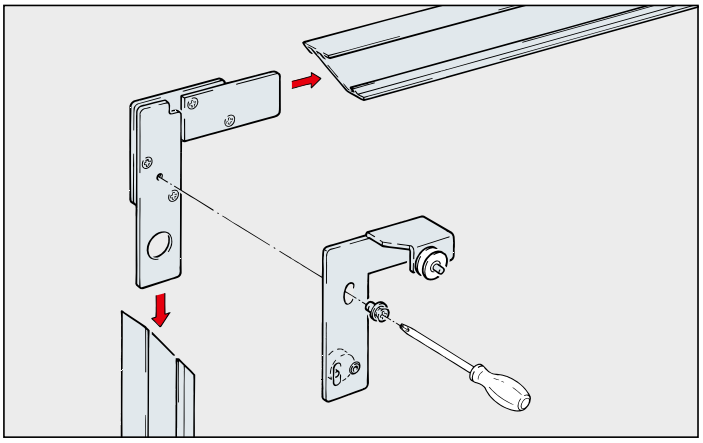

Mit Eckverbindern verschrauben und Beschläge montieren
Screw fixing with corner connector set and mounting of fittings
Visser à l'aide des raccords d'angle et monter les ferrures

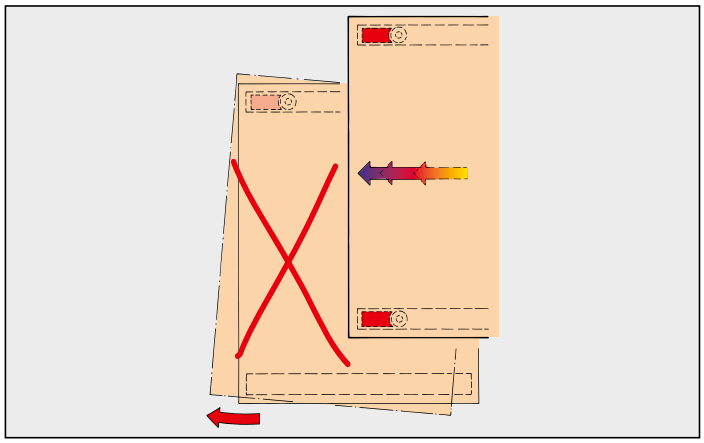

Sicherheit in der Anwendung – Vier-Punkt-Führung und Endstoppung.
Safe to use – Four-point guidance and end stop.
Sécurité dans l'application – Guidage à 4 points et butée d'arrêt.

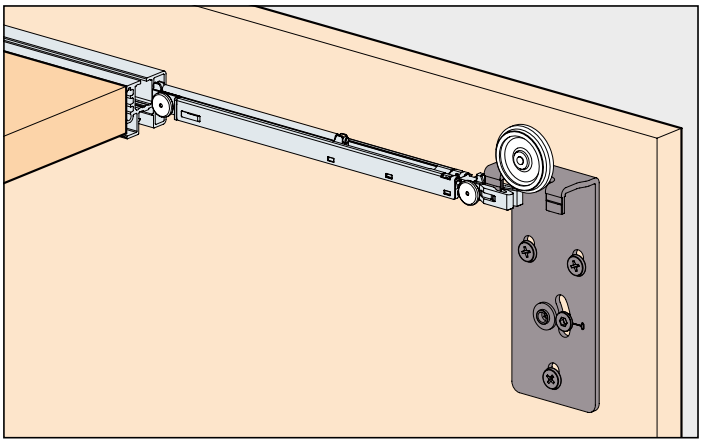

Hoher Schiebekomfort – Optimale Laufeigenschaften und in die Laufschiene integrierte Dämpfung.
High degree of sliding comfort – Optimum running characteristics and soft closing system integrated in the running track.
Confort de coulissement élevé – Propriétés de roulement optimales et amortissement intégré au rail de roulement.

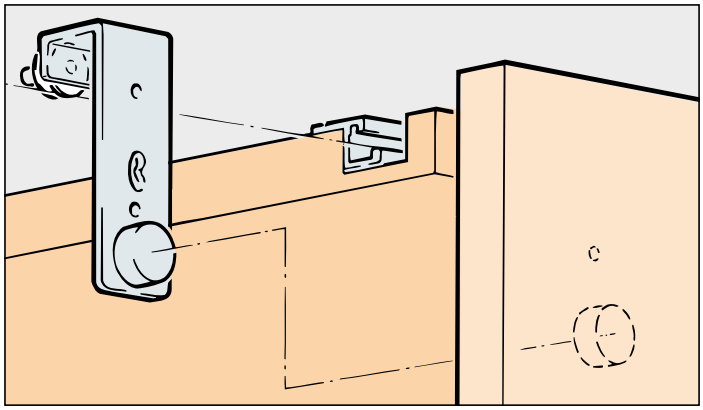

System: Laufschiene eingenutet, für 1 Holztüre bis 25 kg. Design Forslide

System: Top track groove mounted, for 1 wooden door up to 25 kg. Design Forslide

Système: Rail de roulement dans la rainure, pour 1 porte en bois jusqu'à 25 kg. Design Forslide

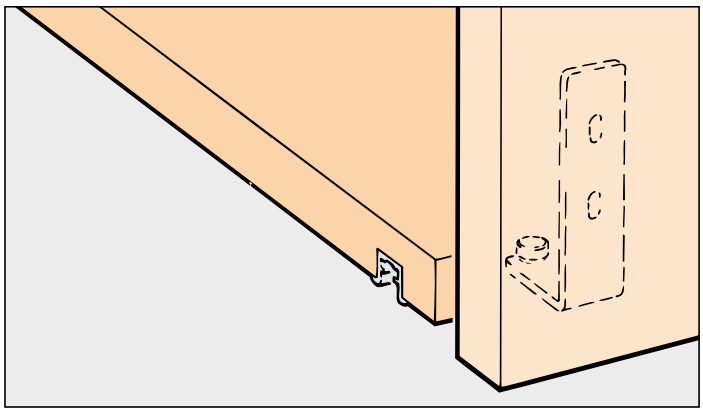

Einbaubeispiele / Mounting examples / Exemples de montage

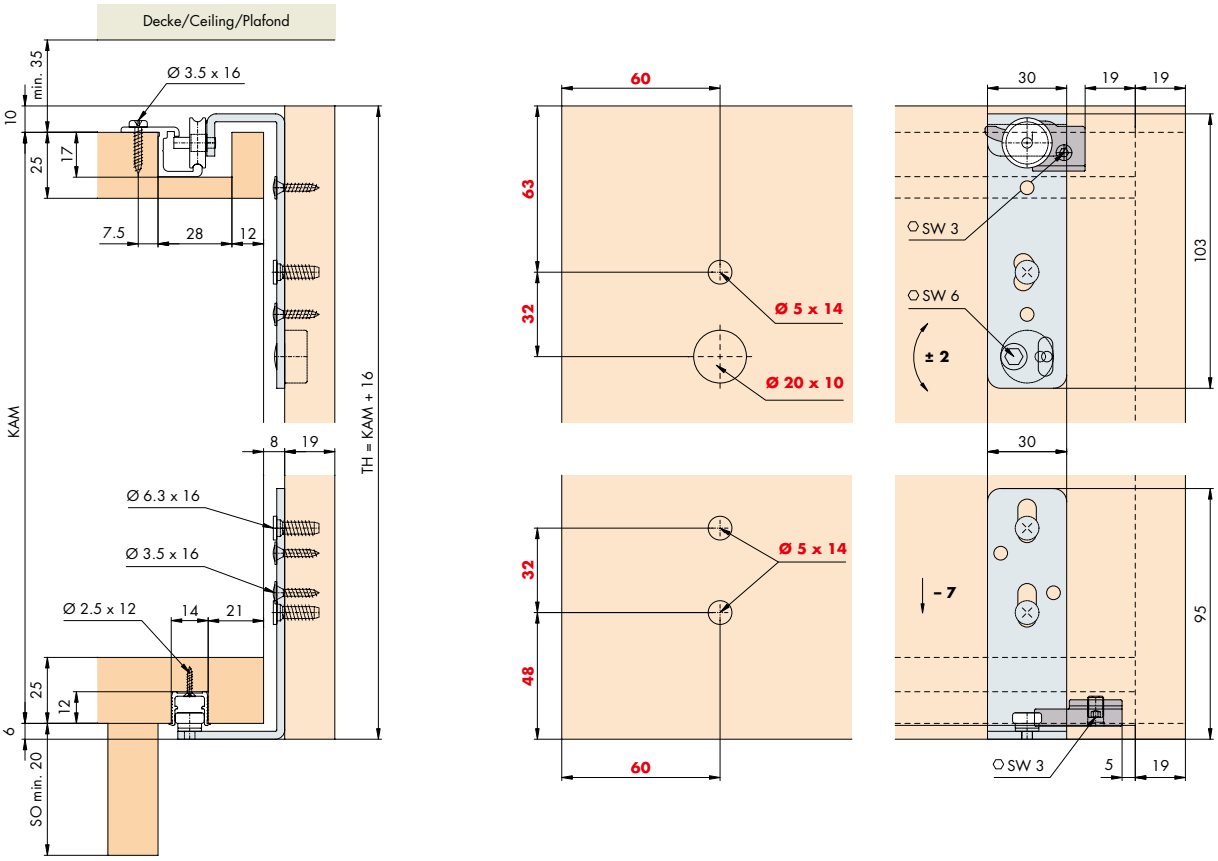

Türbearbeitung = rote Zahlen / Door treatment = red numbers / Traitement de portes = numéros en rouge

Exzenterhöhenverstellung
Eccentric height adjustment
Réglage en hauteur par excentrique

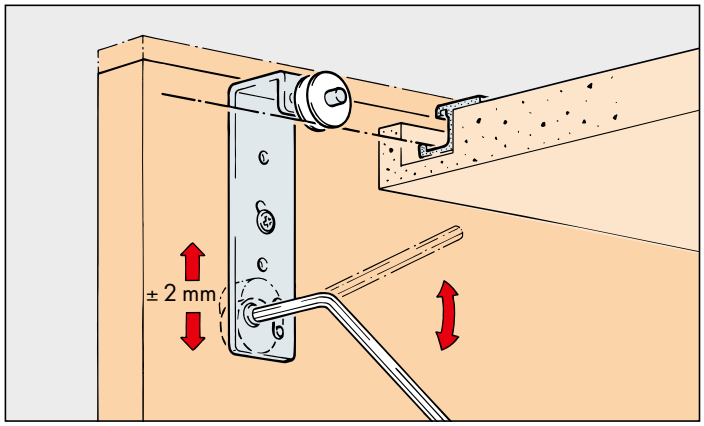

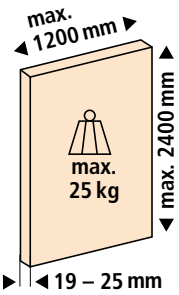

Türgewichte
Door weights
Poids de portes
78

Garnituren / Sets / Garnitures

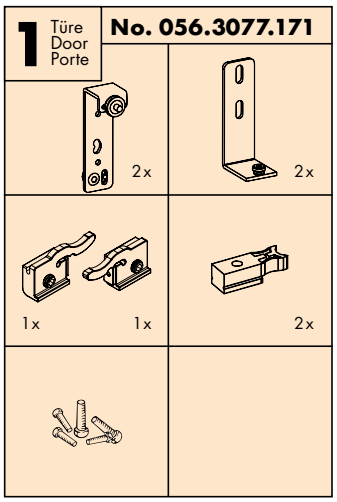

Zubehör / Accessories / Accessoires	Gr. / Size	Art. No. / Cat. No.
Einfachlaufschiene, Alu eloxiert, gelocht	2500 mm	056.3041.250
Single top running track, aluminium anodized, pre-drilled	3500 mm	056.3041.350
Rail de roulement simple, en alu anodisé, perforé	6000 mm	056.3041.600
Einfachführungsschiene, Alu, gelocht	2500 mm	056.3079.250
Single guide track, aluminium, pre-drilled	3500 mm	056.3079.350
Rail de guidage simple, en alu, perforé	6000 mm	056.3079.600
Zwischenstopper, Kunststoff grau	1x	056.3049.071
Intermediate stop, plastic grey		
Butée intermédiaire, plastique gris		

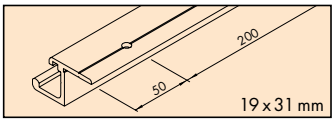

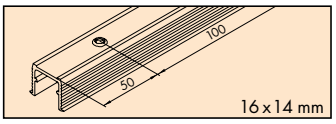

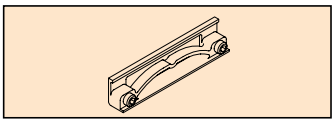

Sonderzubehör / Special accessories / Accessoires spéciaux: 74/75

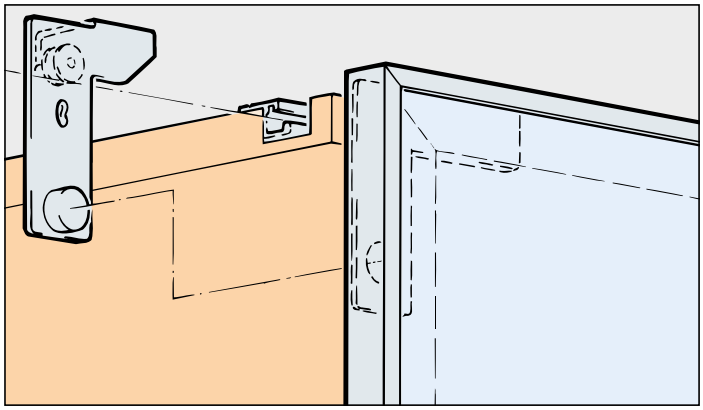

System: Laufschiene eingenutet, für 1 Alu-Rahmentüre bis 25 kg. Design Alu 40/22 mm – Forslide

System: Top running track groove mounted, for 1 aluminium framed glass door up to 25 kg. Design aluminium 40/22 mm – Forslide

Système: Rail de roulement dans la rainure, pour 1 porte à cadre en alu jusqu'à 25 kg. Design alu 40/22 mm – Forslide

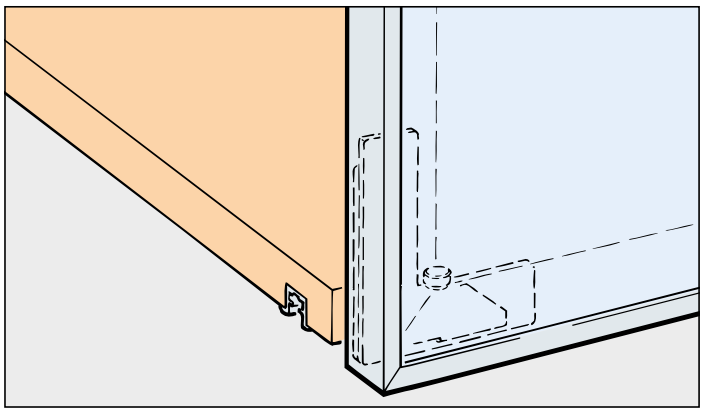

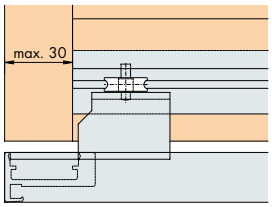

Einbaubeispiele / Mounting examples / Exemples de montage

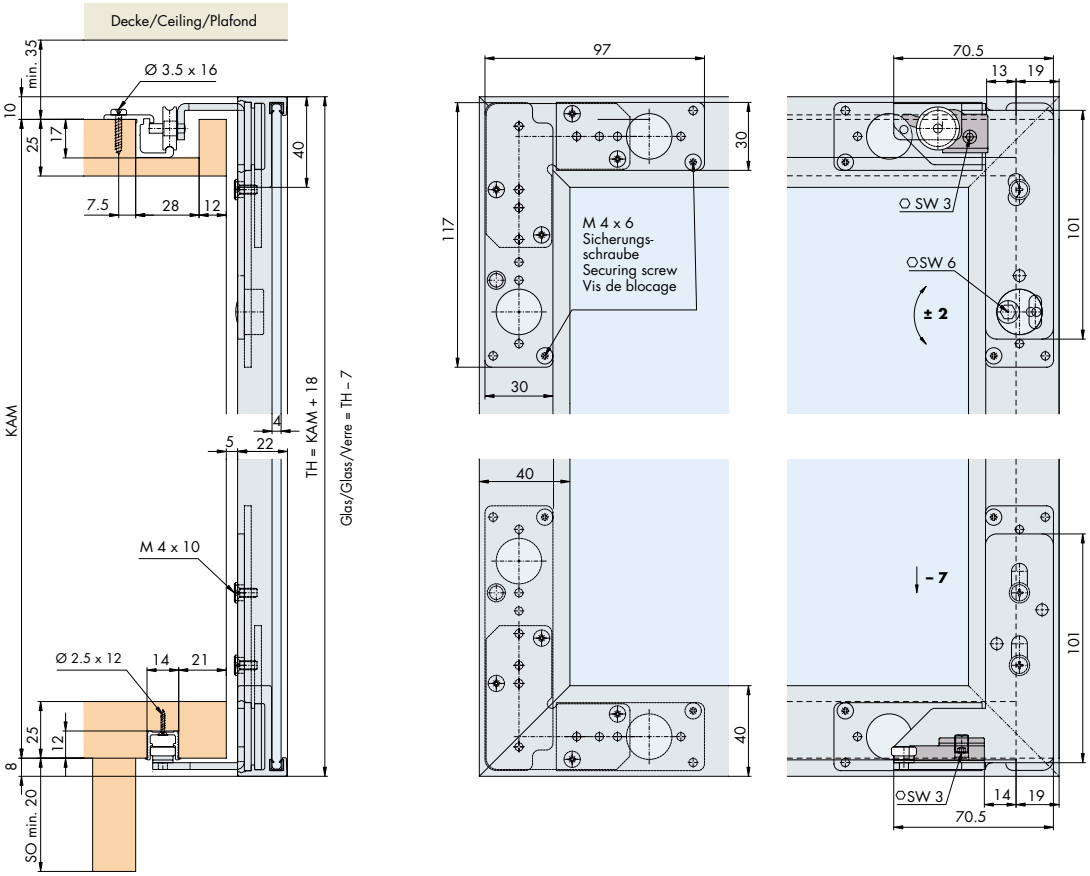

Glasempfehlung / Glass recommendation / Types de verre recommandés 77

Einbaubeispiel Zwischenstopper
Mounting example intermediate stop
Exemples de montage butée intermédiaire

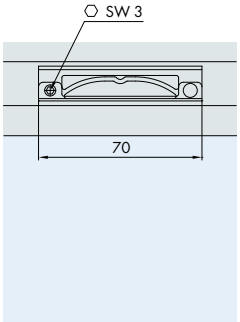

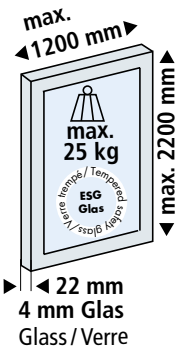

Türgewichte
Door weights
Poids de portes
78

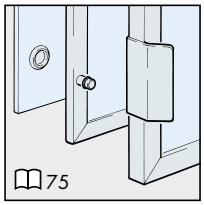

Garnituren / Sets / Garnitures

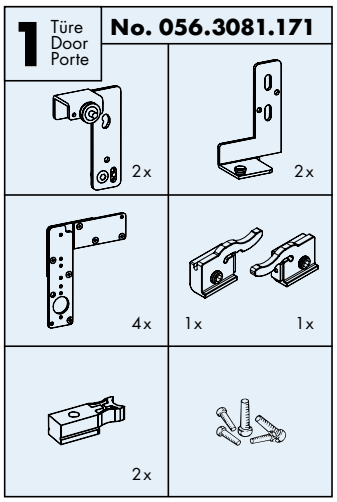

Zubehör / Accessories / Accessoires	Gr. / Size	Art. No. / Cat. No.
Einfachlaufschiene, Alu eloxiert, gelocht Single top running track, aluminium anodized, pre-drilled Rail de roulement simple, en alu anodisé, perforé	2500 mm 3500 mm 6000 mm	056.3041.250 056.3041.350 056.3041.600
Einfachführungsschiene, Alu, gelocht Single guide track, aluminium, pre-drilled Rail de guidage simple, en alu, perforé	2500 mm 3500 mm 6000 mm	056.3079.250 056.3079.350 056.3079.600
Glas-Rahmenprofil, Alu eloxiert Glass frame profile, aluminium anodized Profil de cadre à verre, en alu anodisé	2500 mm 3500 mm 6000 mm	056.3070.250 056.3070.350 056.3070.600
Dichtungsprofil, Kunststoff grau, für Glas-Rahmenprofil Sealing profile, plastic grey, for glass frame profile Profil d'étanchéité, en plastique gris, pour profil à cadre en verre	2500 mm	040.3061.250
Zwischenstopper, Kunststoff grau Intermediate stop, plastic grey Butée intermédiaire, plastique gris	1x	056.3049.071

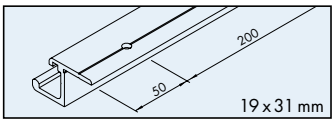

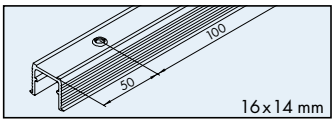

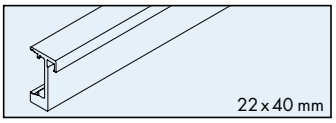

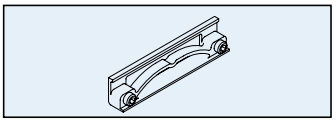

Sonderzubehör / Special accessories / Accessoires spéciaux: 74/75

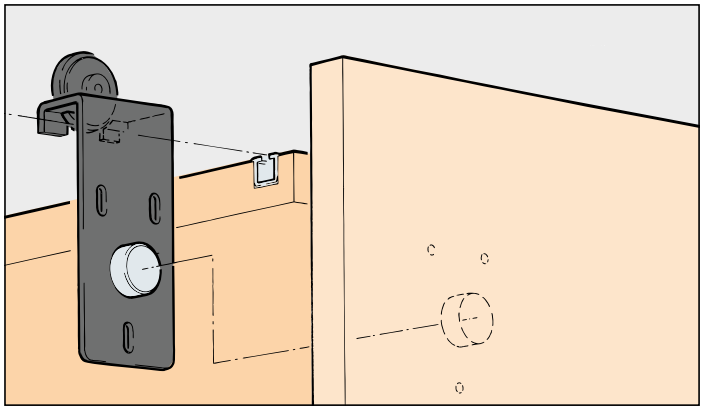

System: Laufschiene eingenutet,
für 1 Holztüre bis 40 kg.
Design Forslide

System: Top track groove mounted,
for 1 wooden door up to 40 kg.
Design Forslide

Système: Rail de roulement dans la rainure,
pour 1 porte en bois jusqu'à 40 kg.
Design Forslide

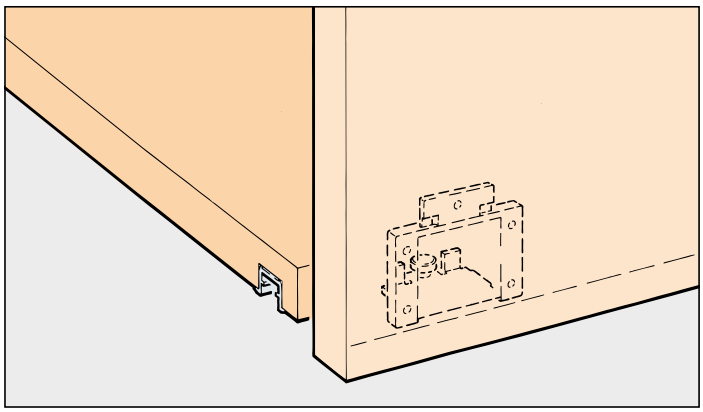

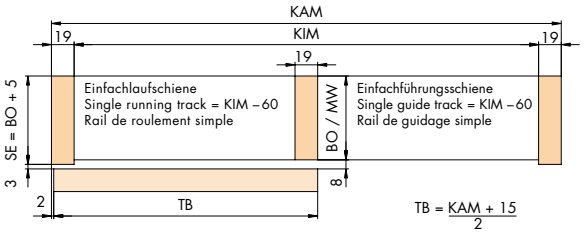

Einbaubeispiele / Mounting examples / Exemples de montage

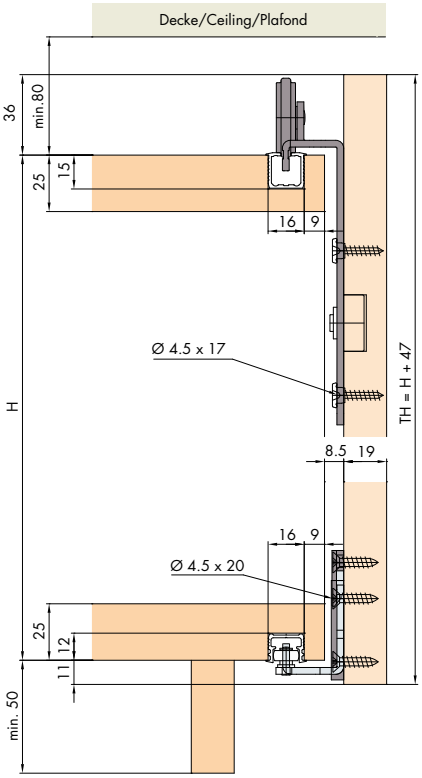

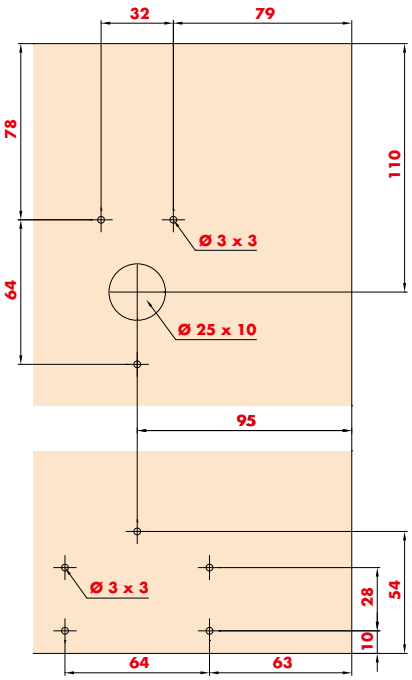

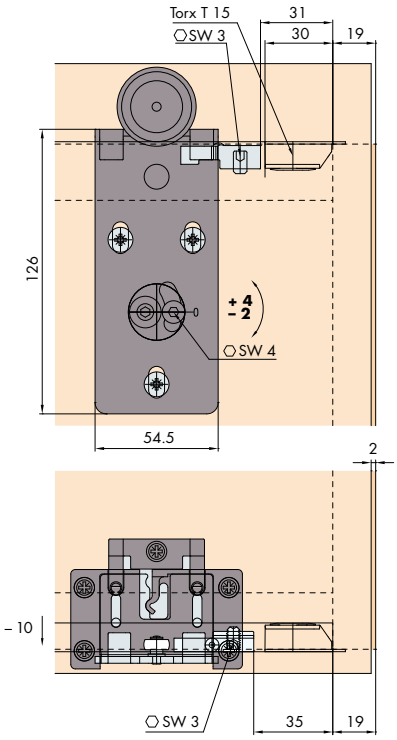

Türbearbeitung = rote Zahlen / Door treatment = red numbers / Traitement de portes = numéros en rouge
Dämpfung optional / Soft closing optional / Amortissement facultativ 58/59

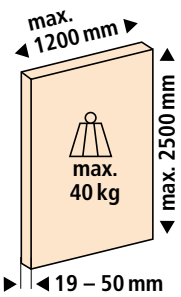

Türgewichte
Door weights
Poids de portes
78

Garnituren / Sets / Garnitures

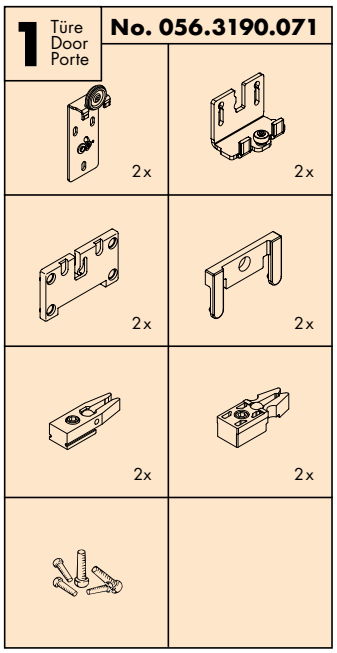

Zubehör / Accessories / Accessoires	Gr. / Size	Art. No. / Cat. No.
Einfachlaufschiene, Alu eloxiert, zum Kleben	2500 mm	040.3121.250
Single top running track, aluminium anodized, to glue on	3500 mm	040.3121.350
Rail de roulement simple, en alu anodisé, à coller	6000 mm	040.3121.600
Einfachführungsschiene, Alu eloxiert, zum Kleben	2500 mm	040.3137.250
Single guide track, aluminium anodized, to glue on	3500 mm	040.3137.350
Rail de guidage simple, en alu anodisé, à coller	6000 mm	040.3137.600
Schienenendstück, mit Drehriegel, Kunststoff grau	4x	040.3149.051
Track-end piece, with swivel lug, plastic grey		
Pièce d'extrémité, avec verrou, plastique gris		
(nicht für Hartholz/MDF, not for hard wood/MDF, pas pour bois dur/MDF)		
Schienenendstück, zum Schrauben, Kunststoff grau	4x	040.3149.052
Track-end piece, screwed on, plastic grey		
Pièce d'extrémité, à visser, plastique gris		
Distanzstücke, Kunststoff grau, für 2 Türen auf einer Ebene		040.3152.071
Spacers, plastic grey, for 2 doors at one level		
Pièces d'écartement, plastique gris, pour 2 portes sur un niveau		

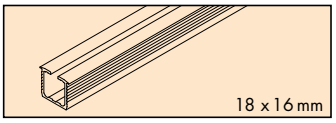

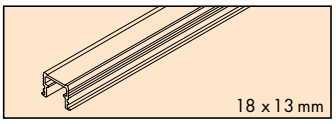

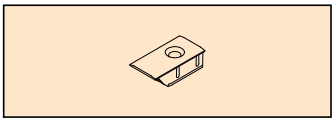

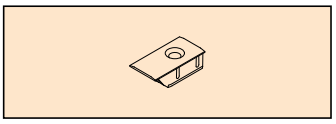

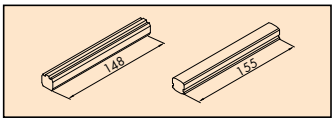

Sonderzubehör / Special accessories / Accessoires spéciaux: 74/75

Hawa Regal B

Hawa Regal B 25 X HG FS

S.C.A. Mobiliàrio Contemporâneo / BR Photo: Alain Brugier

Hawa Regal B 25 X H FS

Florense / BR Architect: Fernanda Marques Photo: Alain Brugier

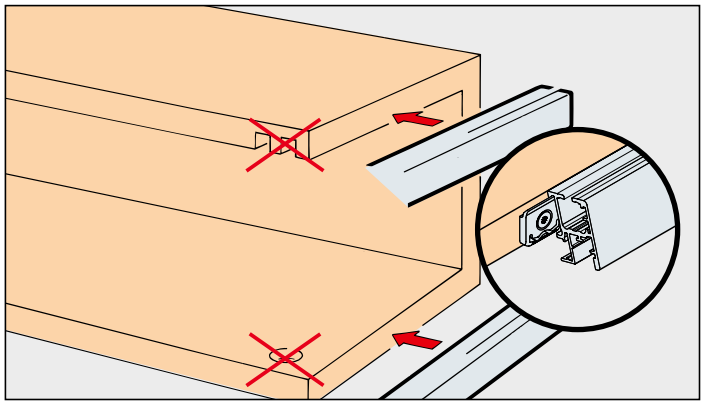

Einfache Montage – Keine Korpusbearbeitung, Lauf- und Führungsschiene zum Aufclipsen.
Easy to assemble – No cabinet modifications required, comes with clip-on running and guide track.
Simplicité du montage – Aucun usinage sur le corps, rails de roulement et de guidage à clipser.

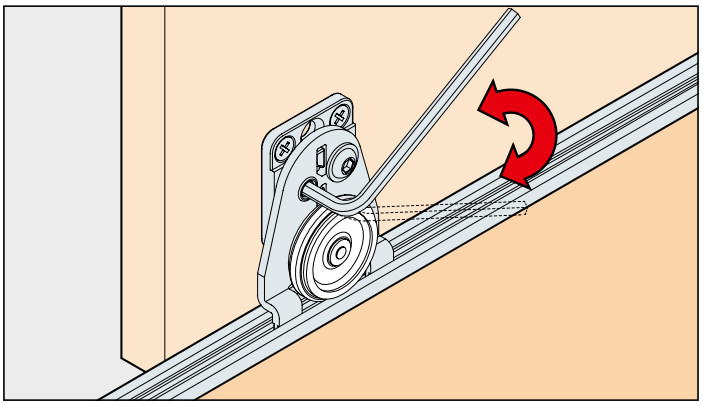

Wirtschaftliche Montage – Einfache Höhenjustierung mittels Exzentertechnik.
Cost-effective assembly – Easy height adjustment using eccentric technology.
Montage économique – Réglage en hauteur facile grâce à la technique d'excentrique.

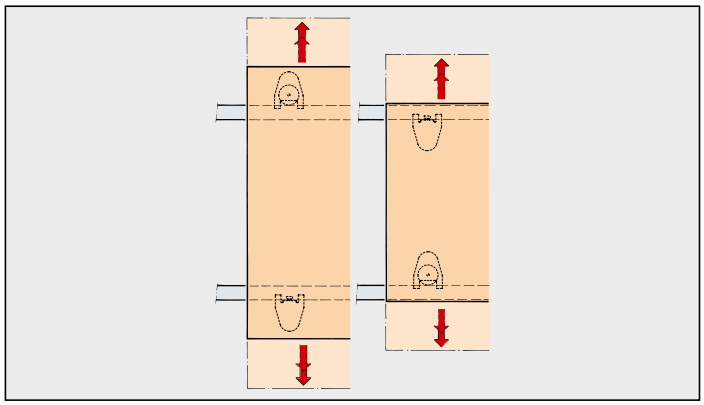

Flexible Gestaltung – Lauftechnik wahlweise oben- oder untenlaufend einsetzbar.
Flexible design – The running system can be used for either top running or bottom running.
Agencement flexible – Technique de roulement, au choix, pour applications à roulement en haut ou en bas.

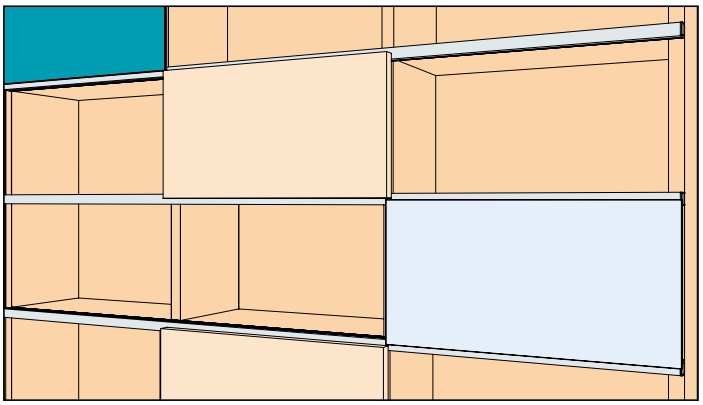

Design am Regal – Individueller Materialmix mit Holz- oder Glasfronten.
Designer look for shelves – Individual material combination with wooden or glass fronts.
Design sur l'étagère – Combinaison de matériaux individuelle avec faces en bois ou en verre.

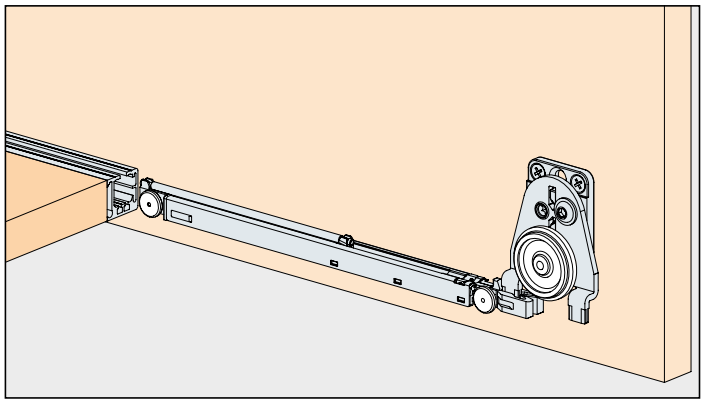

Hoher Schiebekomfort – Optimale Laufeigenschaften und in die Laufschiene integrierte Dämpfung.
High degree of sliding comfort – Optimum running characteristics and soft closing system integrated in the running track.
Confort de coulissement élevé – Propriétés de roulement optimales et amortissement intégré au rail de roulement.

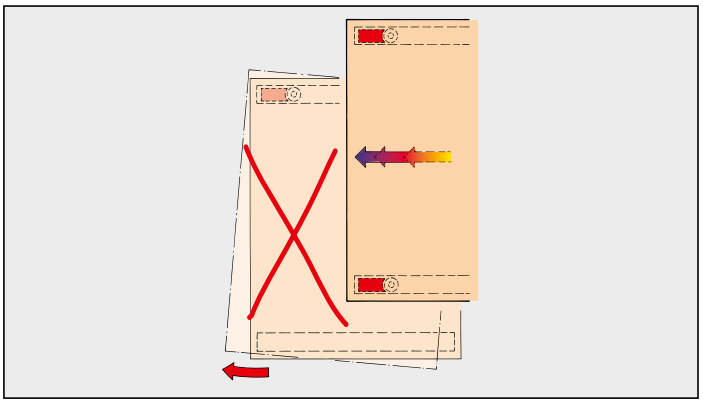

Sicherheit in der Anwendung – Vier-Punkt-Führung und Endstoppung.
Safe to use – Four-point guidance and end stop.
Sécurité dans l'application – Guidage à 4 points et butée d'arrêt.

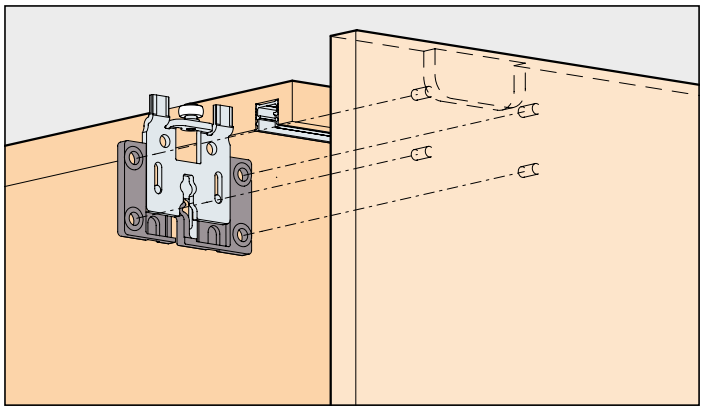

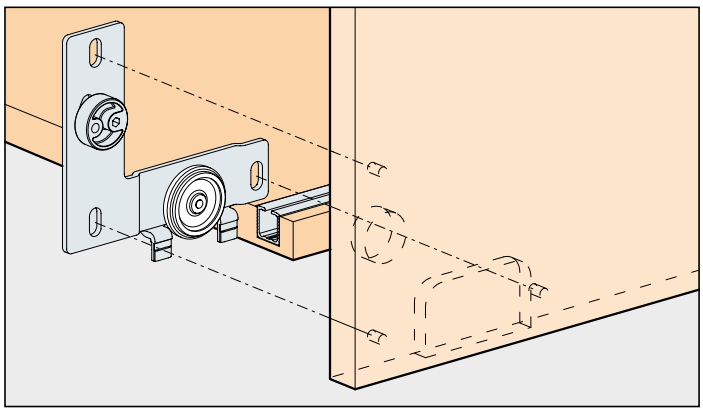

System: Lauf- und Führungsschiene eingenutet, für 1–2 Holztüren bis 25 kg.
Design Inslide

System: Running and guide track groove mounted, for 1–2 wooden doors up to 25 kg.
Design Inslide

Système: Rail de roulement et de guidage dans la rainure, pour 1–2 portes en bois jusqu'à 25 kg.
Design Inslide

Hawa Regal B 25 H IS/FS / HGR IS/FS

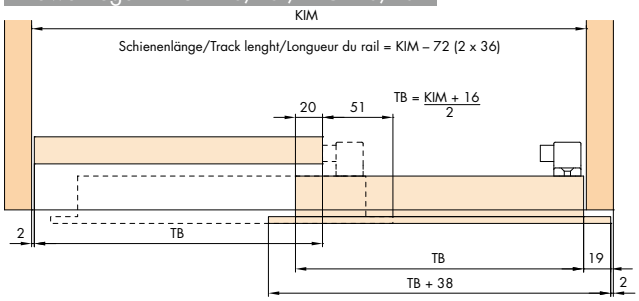

Hawa Regal B 25 H IS/FS / HG IS

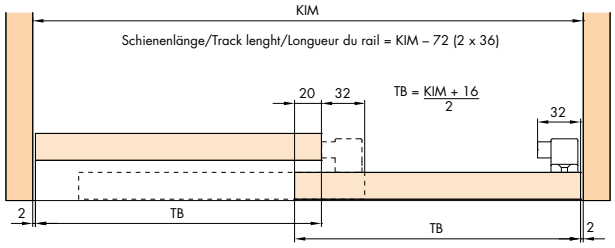

Einbaubeispiel/Mounting example/Exemples de montage

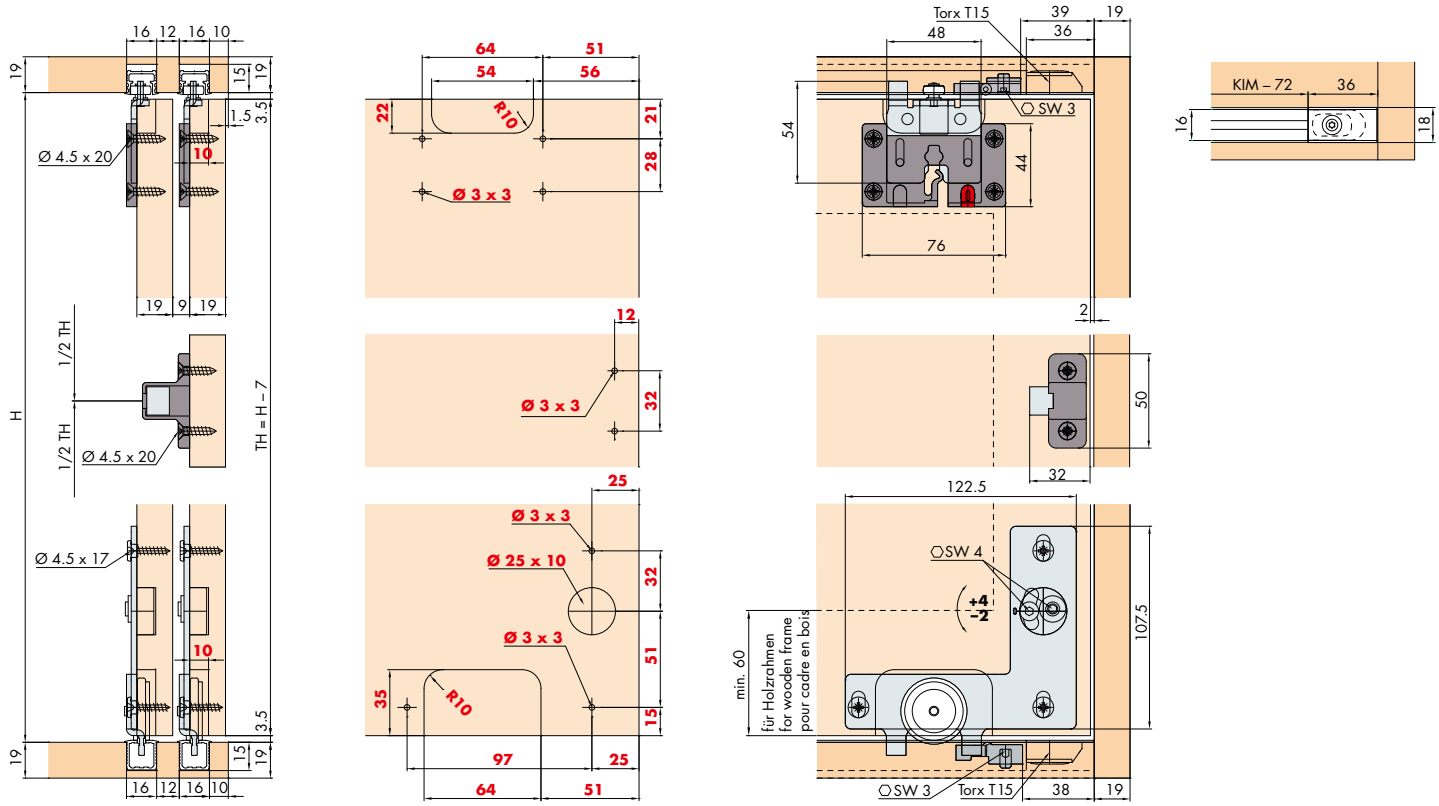

Türbearbeitung = rote Zahlen / Door treatment = red numbers / Traitement de portes = numéros en rouge
Dämpfung optional / Soft closing optional / Amortissement facultativ 58/59

Türgewichte
Door weights
Poids de portes 78

Garnituren / Sets / Garnitures

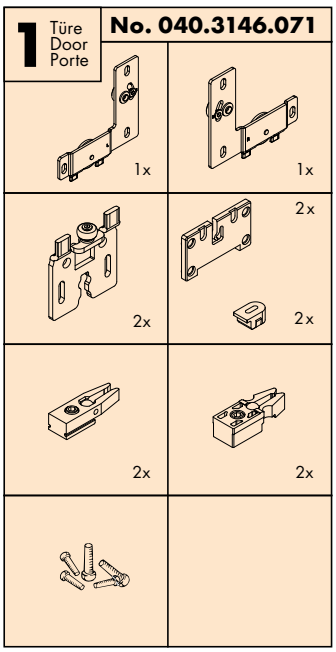

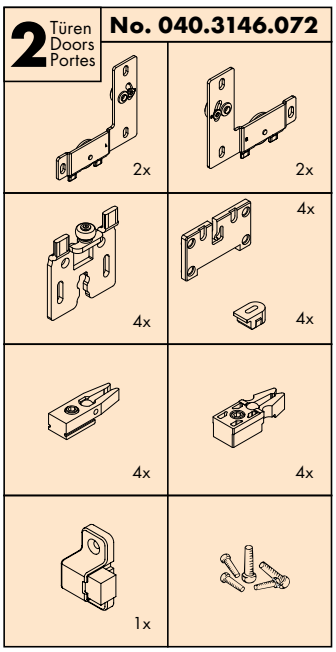

Zubehör / Accessories / Accessoires	Gr. / Size	Art. No. / Cat. No.
Einfachlaufschiene, Alu eloxiert, zum Kleben Running track, aluminium anodized, to glue on Rail de roulement, en alu anodisé, à coller	2500 mm 3500 mm 6000 mm	040.3121.250 040.3121.350 040.3121.600
Einfachführungsschiene, Alu eloxiert, zum Kleben Guide track, aluminium anodized, to glue on Rail de guidage, en alu anodisé, à coller	2500 mm 3500 mm 6000 mm	040.3137.250 040.3137.350 040.3137.600
Schienenendstück, mit Drehriegel, Kunststoff grau Track-end piece, with swivel lug, plastic grey Pièce d'extrémité, avec verrou, plastique gris **(nicht für Hartholz/MDF,** not for hard wood/MDF, pas pour bois dur/MDF)	4x	040.3149.051
Schienenendstück, zum Schrauben, Kunststoff grau, ab 25 mm 040.3149.052 Track-end piece, screwed on, plastic grey, from 25 mm Pièce d'extrémité, à visser, plastique gris, dès 25 mm		4x
Distanzstücke, Kunststoff grau, für 2 Türen auf einer Ebene Spacers, plastic grey, for 2 doors at one level Pièces d'écartement, plastique gris, pour 2 portes sur un niveau		040.3151.071

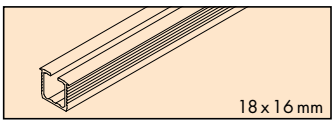

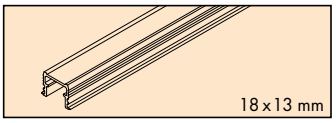

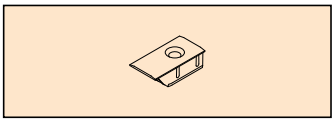

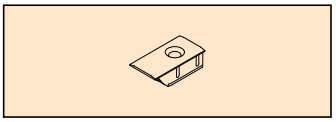

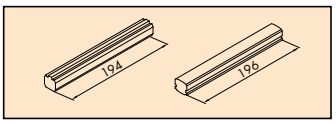

Sonderzubehör / Special accessories / Accessoires spéciaux: 74/75

Einbaubeispiele / Mounting examples / Exemples de montage

Hawa Regal B 25 H IS/FS

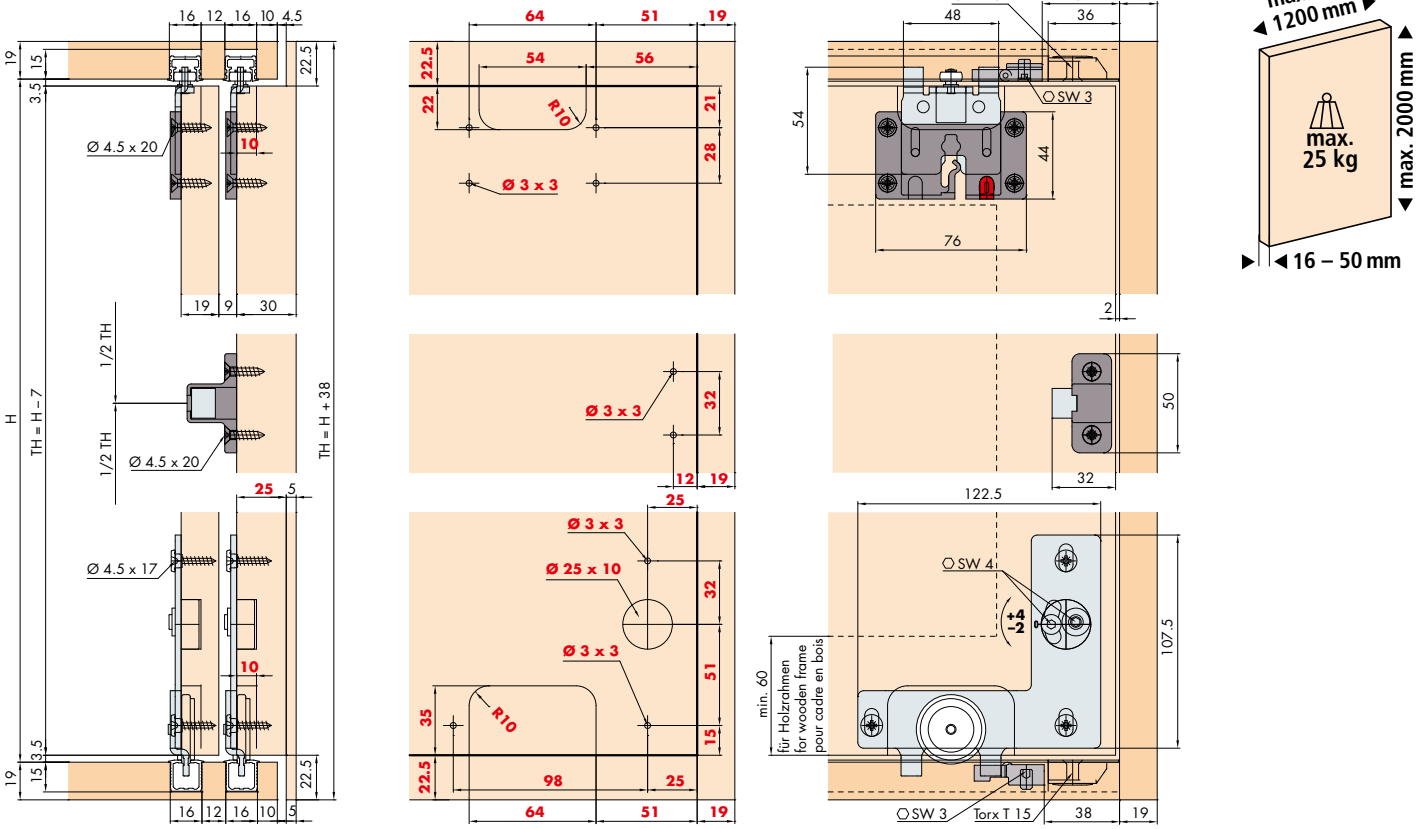

Hawa Regal B 25 HG IS

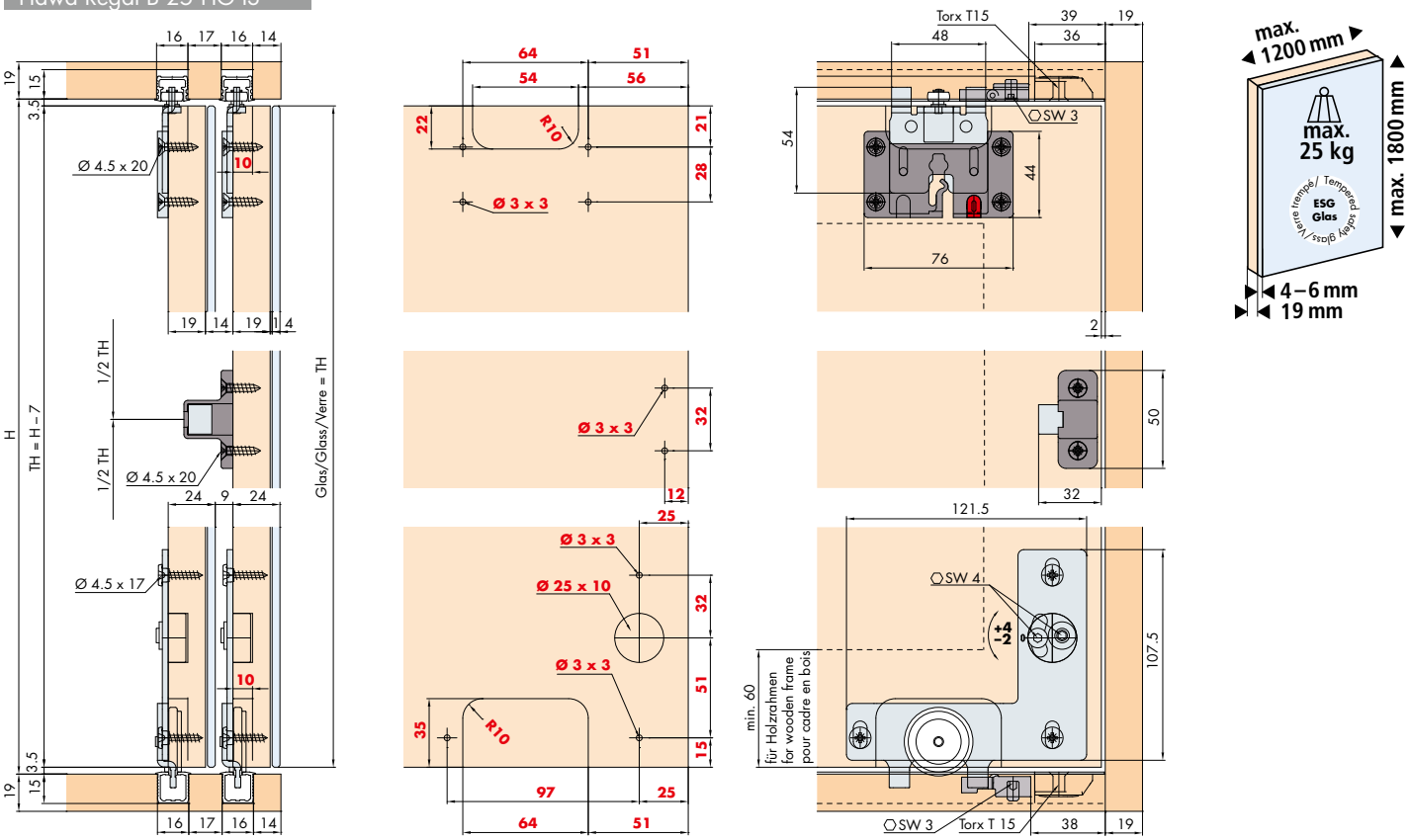

Türbearbeitung = rote Zahlen / Door treatment = red numbers / Traitement de portes = numéros en rouge

Dämpfung optional / Soft closing optional / Amortissement facultativ 58/59

Glasempfehlung / Glass recommendation / Types de verre recommandés 77

Hawa Regal B 25 HGR IS/FS

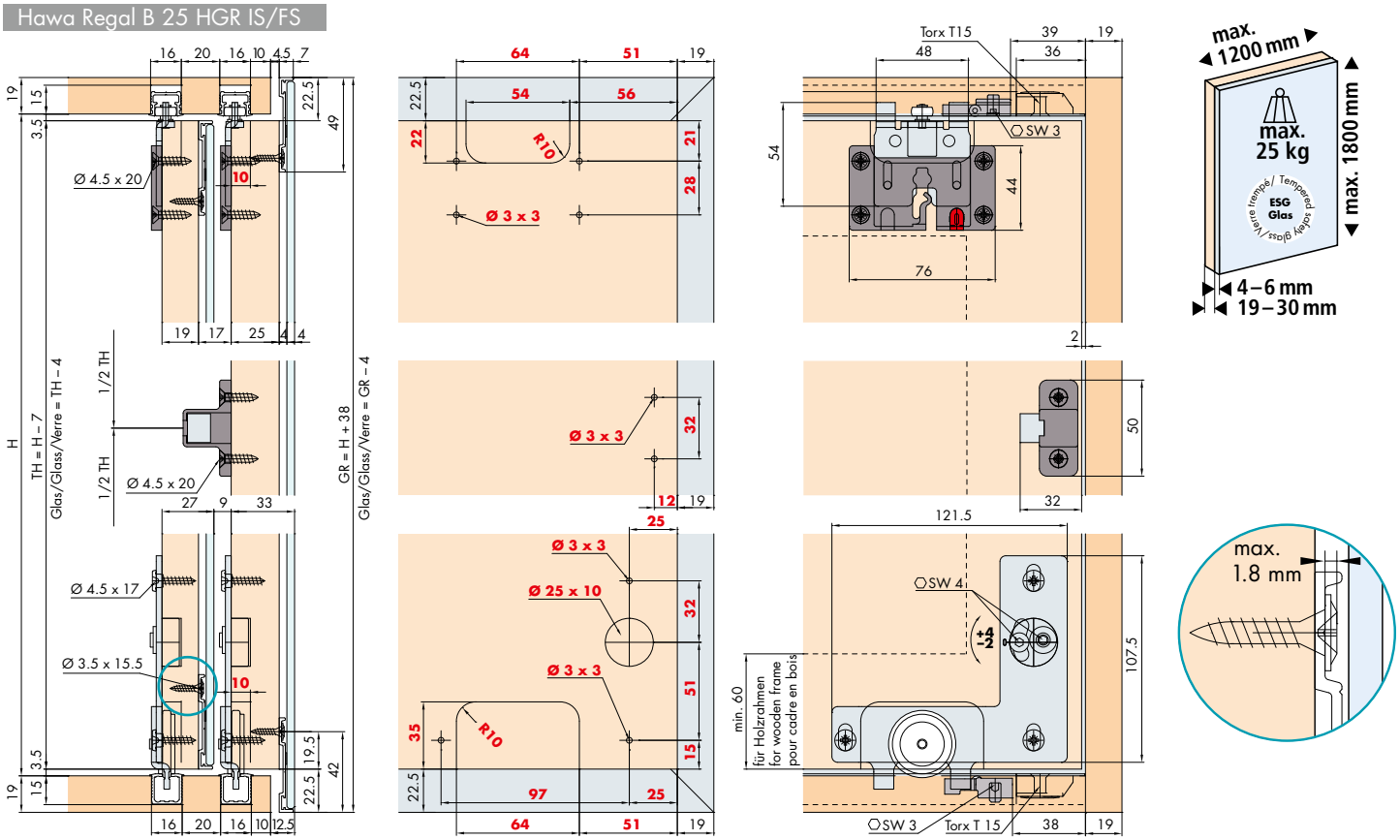

Zubehör / Accessories / Accessoires	Gr. / Size	Art. No. / Cat. No.
Winkelprofil, Alu eloxiert, für Alurahmen-Design, mit Doppelklebeband Angled profile, aluminium anodized, for aluminium frame design, with double-sided adhesive tape Cornière, aluminium anodisé, pour design cadre alu, avec bande collante double-face	2500 mm 3500 mm 6000 mm	040.3153.250 040.3153.350 040.3153.600
Eckverbinder zu 040.3153, Kunststoff grau Corner connector for 040.3153, plastic grey Ferrure d'assemblage d'angle pour 040.3153, plastique gris	4x	040.3154.051
Schrauben zu 040.3153 Screws for 040.3153 Vis pour 040.3153	100x	098.0004.101

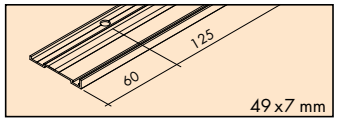

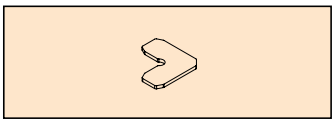

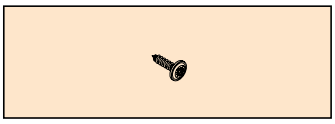

Türbearbeitung = rote Zahlen / Door treatment = red numbers / Traitement de portes = numéros en rouge
Dämpfung optional / Soft closing optional / Amortissement facultativ 58/59
Glasempfehlung / Glass recommendation / Types de verre recommandés 77
Sonderzubehör / Special accessories / Accessoires spéciaux: 74/75

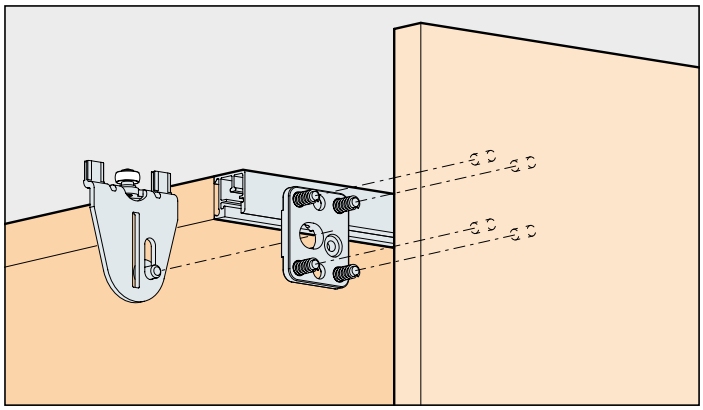

System: Clip-Schiene 20/22 mm, für Holztüren bis 25 kg. Design Forslide

System: Clip-on track 20/22 mm, for wooden doors up to 25 kg. Design Forslide

Système: Rail fixé par clipsage 20/22 mm, pour portes en bois jusqu'à 25 kg. Design Forslide

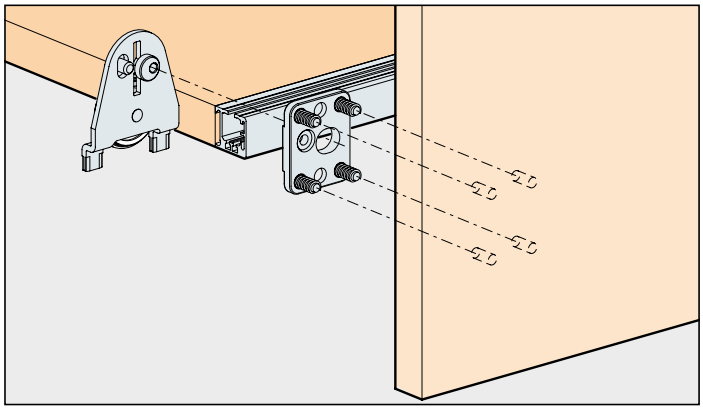

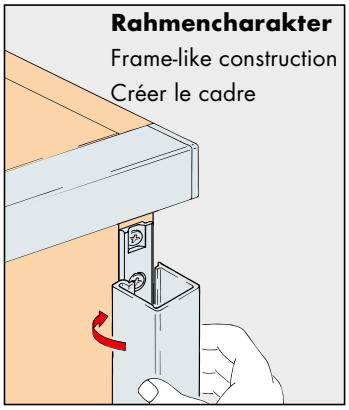

Einbaubeispiel untenlaufend/Mounting example bottom running/Exemples de montage roulement en bas

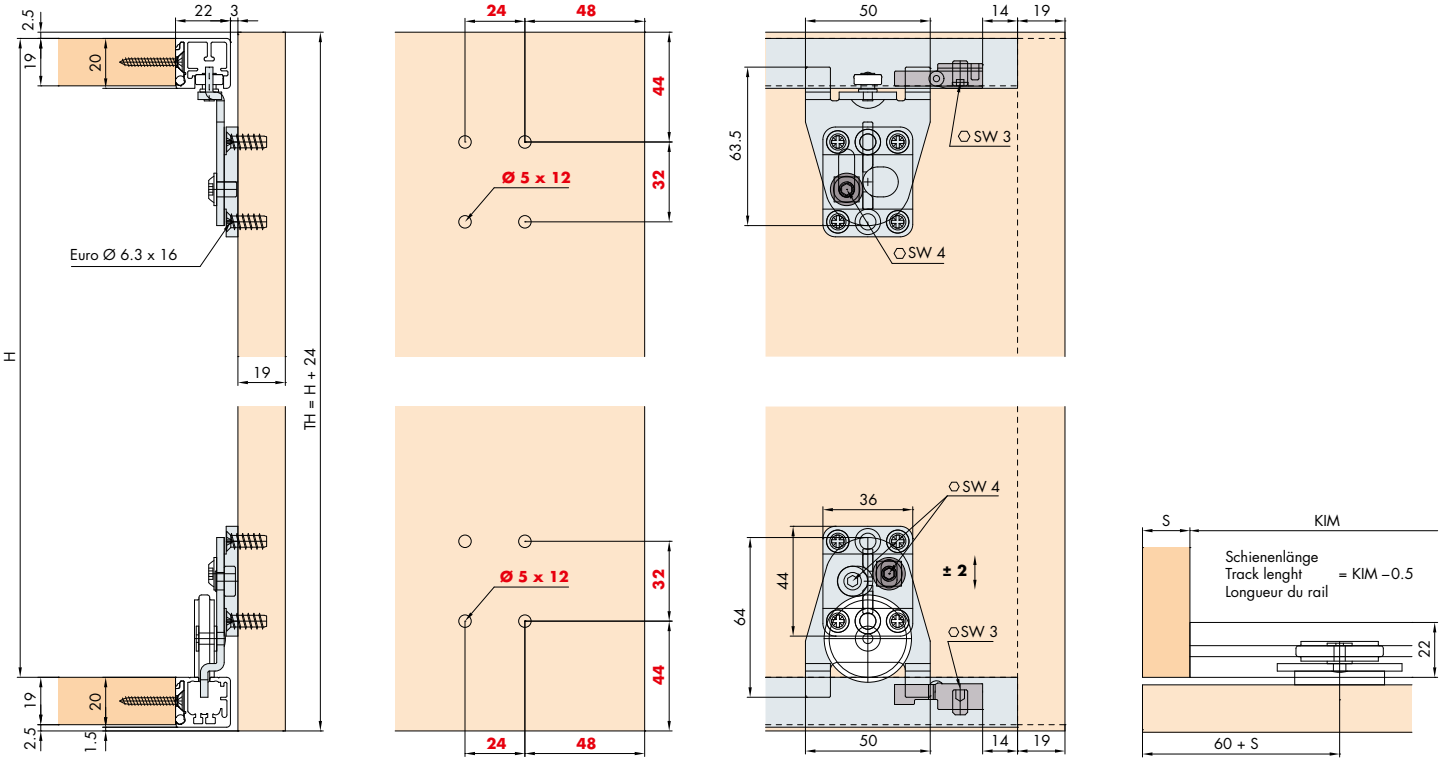

Türbearbeitung = rote Zahlen / Door treatment = red numbers / Traitement de portes = numéros en rouge

Dämpfung optional / Soft closing optional / Amortissement facultativ 58/59

Einbaubeispiel obenlaufend
Mounting example top running
Exemples de montage roulement en haut

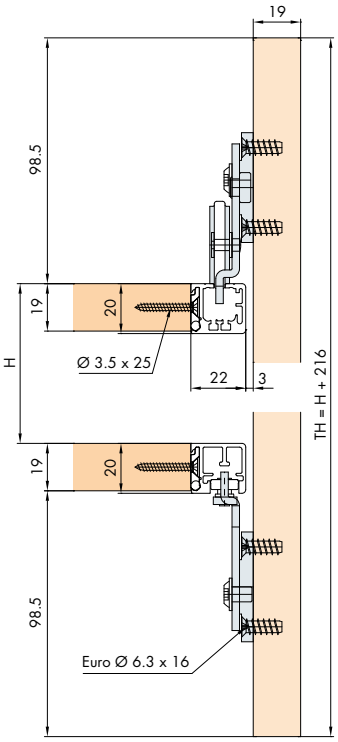

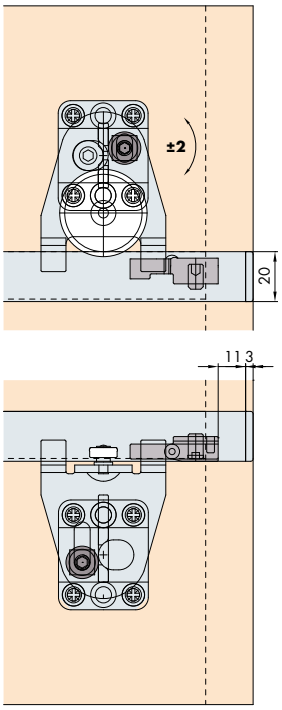

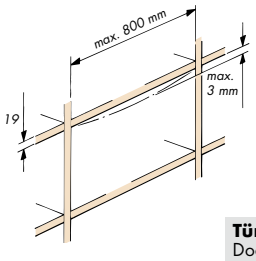

Türgewichte
Door weights
Poids de portes
78

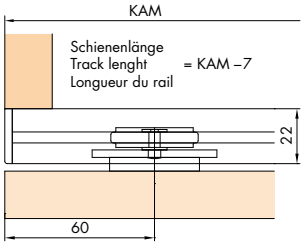

Garnituren / Sets / Garnitures

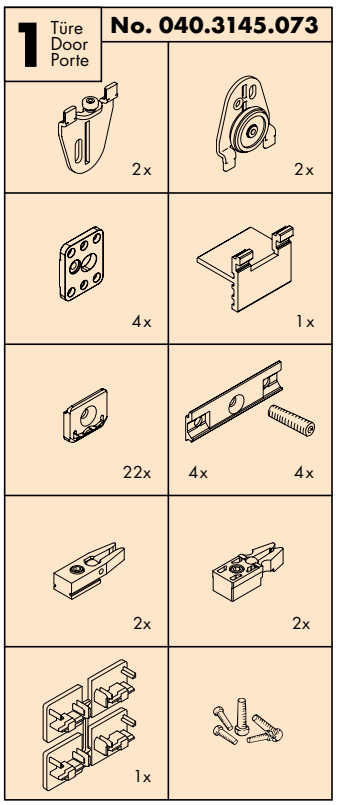

Zubehör / Accessories / Accessoires	Gr. / Size	Art. No. / Cat. No.
Laufschiene, Alu eloxiert, zum Aufclipsen	2500 mm	040.3135.250
Running track, aluminium anodized, to clip on	3500 mm	040.3135.350
Rail de roulement, en alu anodisé, par clipsage	6000 mm	040.3135.600
Führungsschiene, Alu eloxiert, zum Aufclipsen	2500 mm	040.3136.250
Guide track, aluminium anodized, to clip on	3500 mm	040.3136.350
Rail de guidage, en alu anodisé, par clipsage	6000 mm	040.3136.600
Vertikalprofil, Alu eloxiert, zum seitlich Aufclipsen	2500 mm	040.3040.250
Vertical profile, aluminium anodized, to clip on laterally	3500 mm	040.3040.350
Profil vertical, en alu anodisé, par clipsage latéral	6000 mm	040.3040.600
Sicherheitsclip, Druckguss grau, zu 040.3040	4x	040.3090.051
Safety clip, die-cast grey, for 040.3040		
Clip de sécurité, moulé sous pression, gris, pour 040.3040		
Distanzstücke, Kunststoff grau, für 2 Türen auf einer Ebene		040.3150.071
Spacers, plastic grey, for 2 doors at one level		
Pièces d'écartement, plastique gris, pour 2 portes sur un niveau		

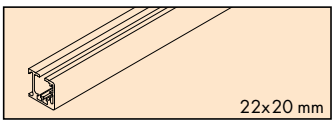

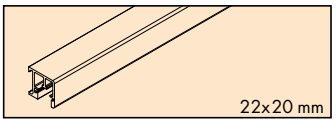

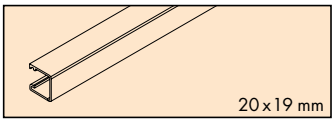

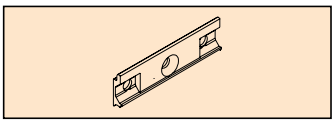

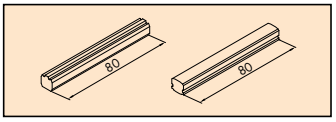

Sonderzubehör / Special accessories / Accessoires spéciaux: 74/75

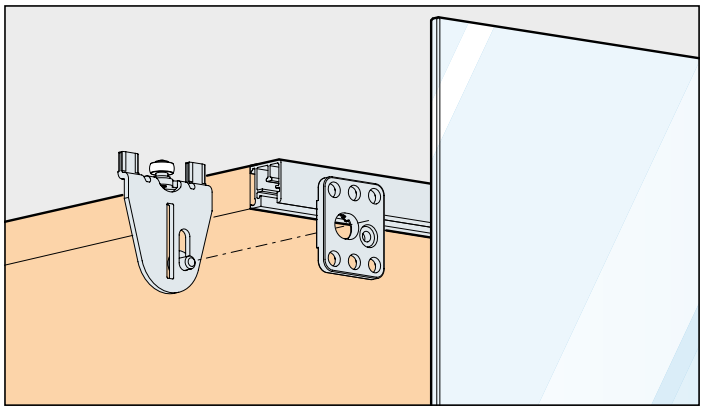

System: Clip-Schiene 20/22 mm, für Doppel-Spiegeltüren bis 25 kg. Design Forslide

System: Clip on track 20/22 mm, for double mirror doors up to 25 kg. Design Forslide

Système: Rail fixé par clipsage 20/22 mm, pour portes miroir double jusqu'à 25 kg. Design Forslide

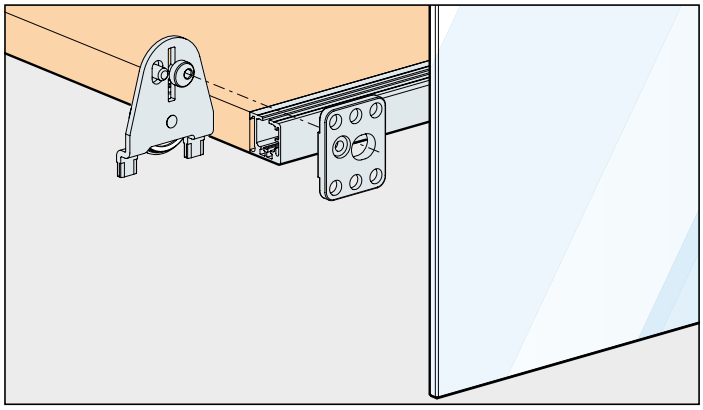

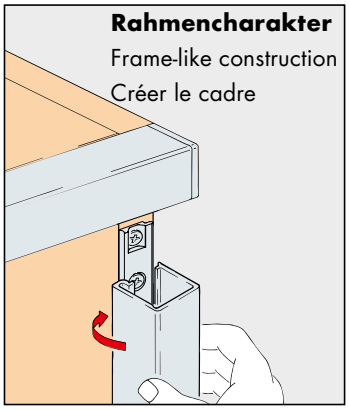

Einbaubeispiel untenlaufend/Mounting example bottom running/Exemple de montage roulement en bas

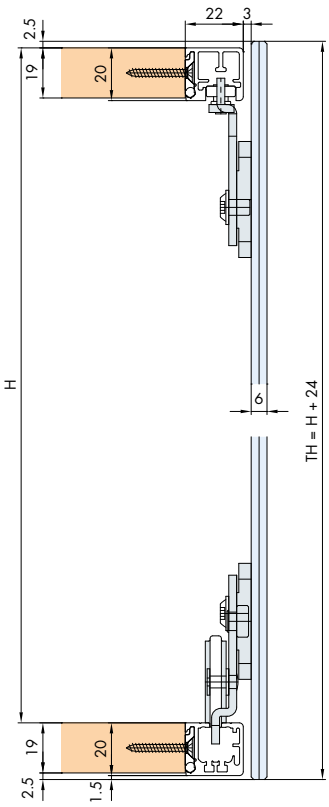

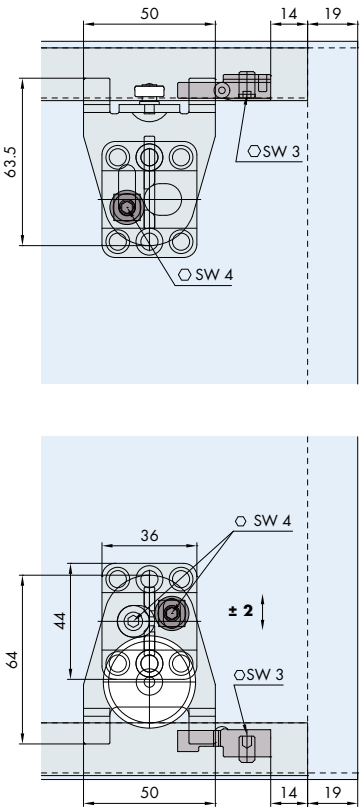

Verklebung nur auf Doppelspiegel
Gluing only on double mirror
Colle seulement sur miroir double

Klebestoff-Empfehlungen:
Recommended adhesive
Colle recommandée
74 • PENLOC TYP GTI / GZH

Klebelehre
Template for glue fixing
74 Gabarit de collage

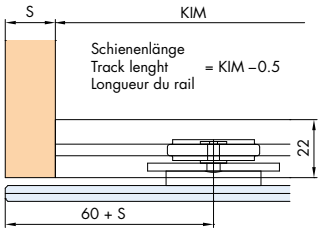

Dämpfung optional/Soft closing optional/Amortissement facultativ 58/59

Einbaubeispiel obenlaufend
Mounting example top running
Exemple de montage roulement en haut

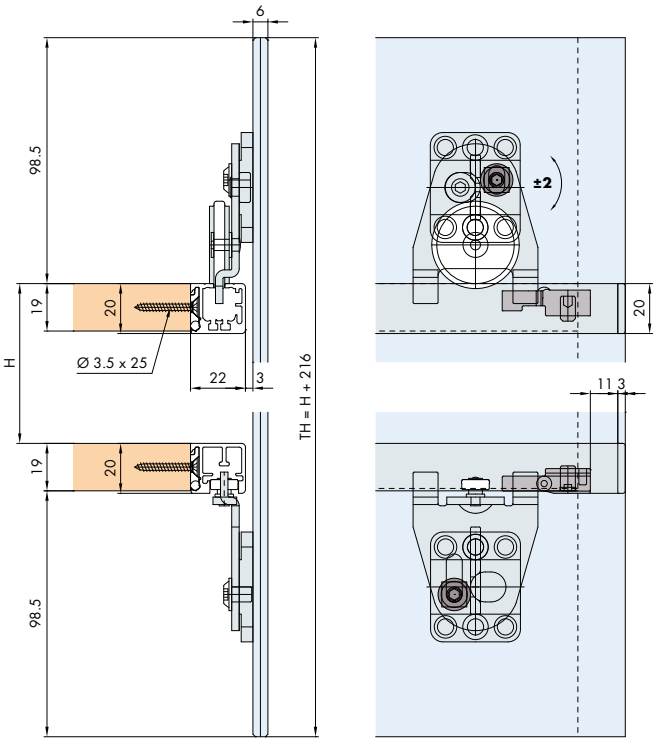

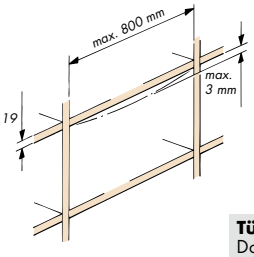

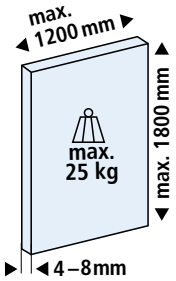

Türgewichte
Door weights
Poids de portes
78

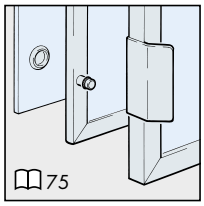

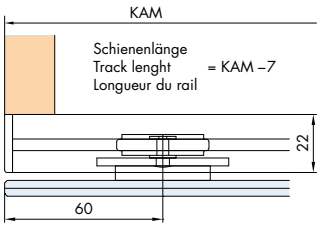

Garnituren / Sets / Garnitures

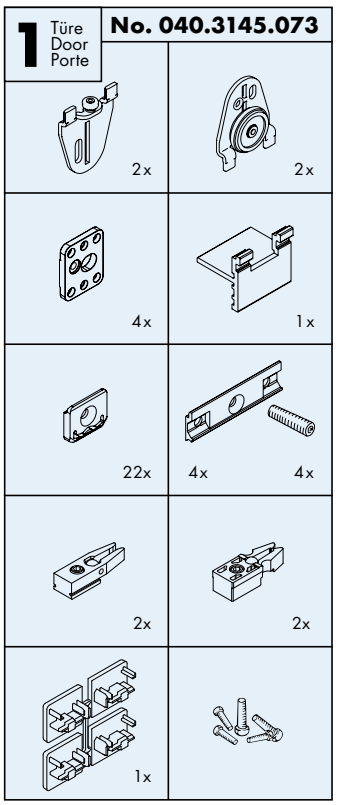

Zubehör / Accessories / Accessoires	Gr. / Size	Art. No. / Cat. No.
Laufschiene, Alu eloxiert, zum Aufclipsen	2500 mm	040.3135.250
Running track, aluminium anodized, to clip on	3500 mm	040.3135.350
Rail de roulement, en alu anodisé, par clipsage	6000 mm	040.3135.600
Führungsschiene, Alu eloxiert, zum Aufclipsen	2500 mm	040.3136.250
Guide track, aluminium anodized, to clip on	3500 mm	040.3136.350
Rail de guidage, en alu anodisé, par clipsage	6000 mm	040.3136.600
Vertikalprofil, Alu eloxiert, zum seitlich Aufclipsen	2500 mm	040.3040.250
Vertical profile , aluminium anodized, to clip on laterally	3500 mm	040.3040.350
Profil vertical, en alu anodisé, par clipsage latéral	6000 mm	040.3040.600
Sicherheitsclip, Druckguss grau, zu 040.3040	4x	040.3090.051
Safety clip, die-cast grey, for 040.3040		
Clip de sécurité, moulé sous pression, gris pour 040.3040		
Distanzstücke, Kunststoff grau, für 2 Türen auf einer Ebene		040.3150.071
Spacers, plastic grey, for 2 doors at one level		
Pièces d'écartement, plastique gris, pour 2 portes sur un niveau		

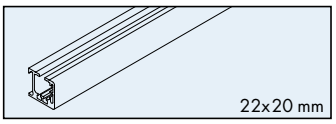

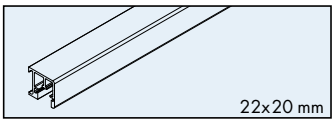

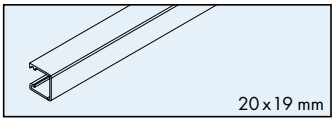

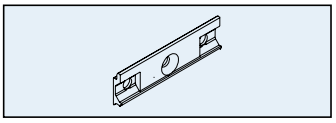

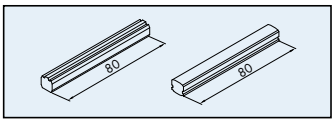

Sonderzubehör / Special accessories / Accessoires spéciaux: 74/75

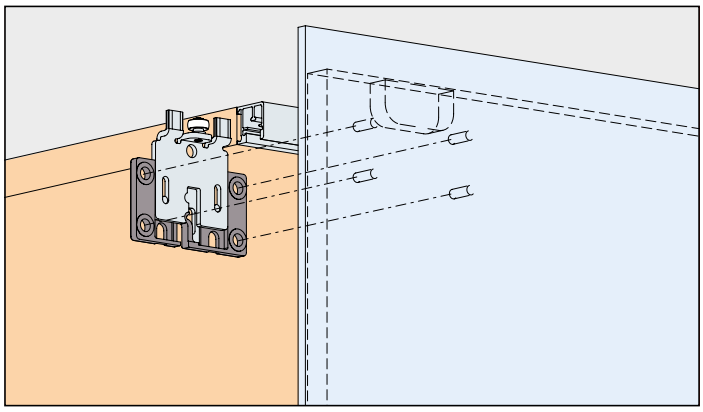

System: Clip-Schiene 20/22 mm, für Holztüren mit Glasaufdoppelung für Türen bis 25 kg. Design Forslide

System: Clip-on track 20/22 mm, for wooden doors with glass doubling elements, for doors up to 25 kg.
Design Forslide

Système: Rail à clipser 20/22 mm; pour portes en bois avec doublage en verre, pour portes jusqu'à 25 kg.
Design Forslide

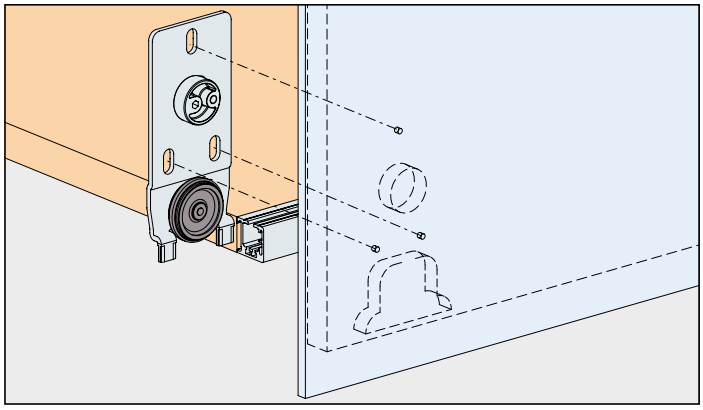

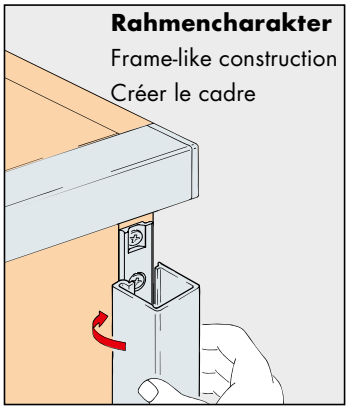

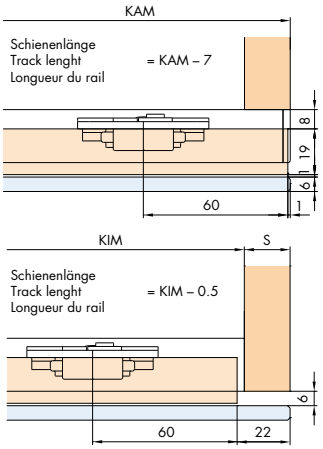

Einbaubeispiel untenlaufend/Mounting example bottom running/Exemple de montage roulement en bas

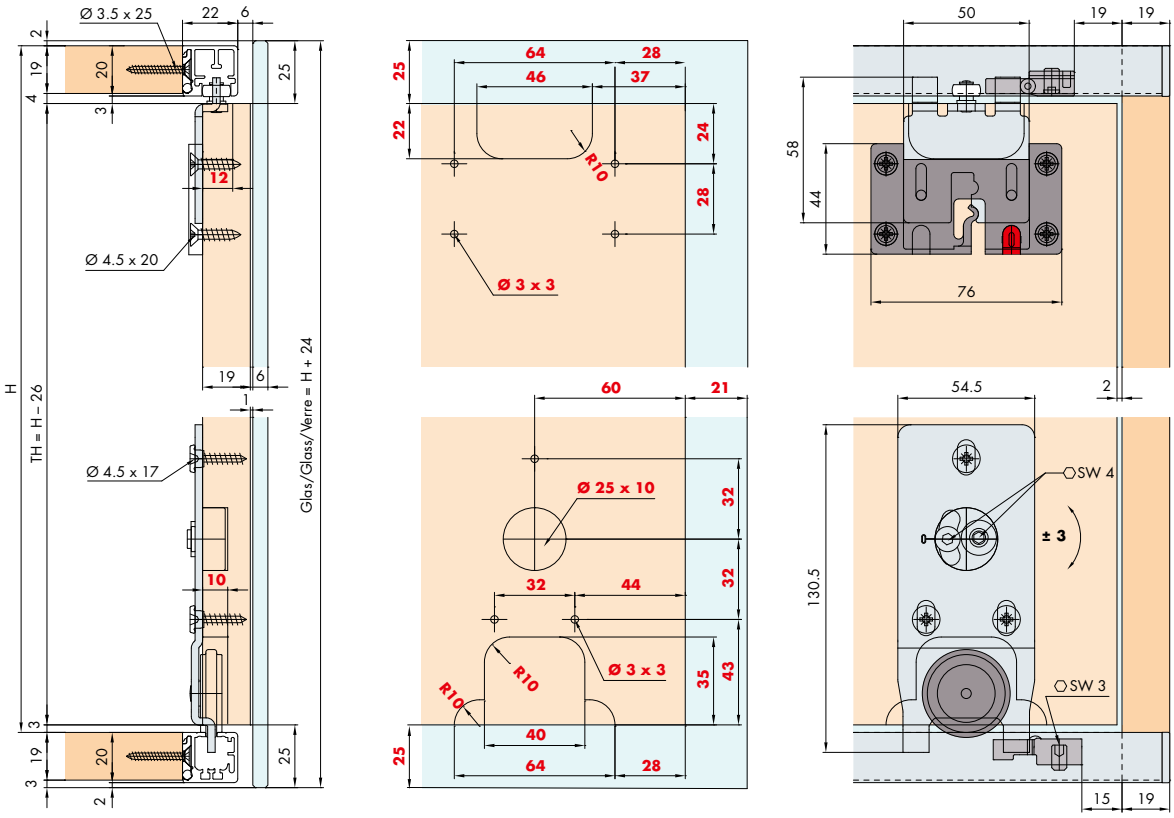

Türbearbeitung = rote Zahlen/Door treatment = red numbers/Traitement de portes = numéros en rouge
Dämpfung optional/Soft closing optional/Amortissement facultativ 58/59

Variante/Option/Variante
Befestigung mit Verbindungsbolzen
Fixing with connecting bolt
Fixation par goujon d'assemblage

75

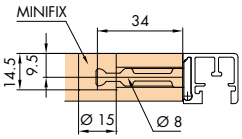

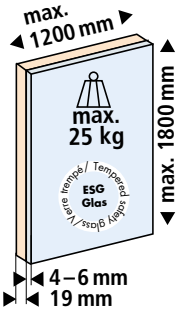

Türgewichte
Door weights
Poids de portes 78

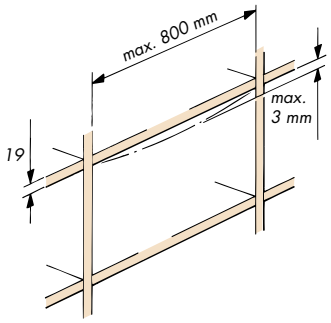

Garnituren/Sets/Garnitures

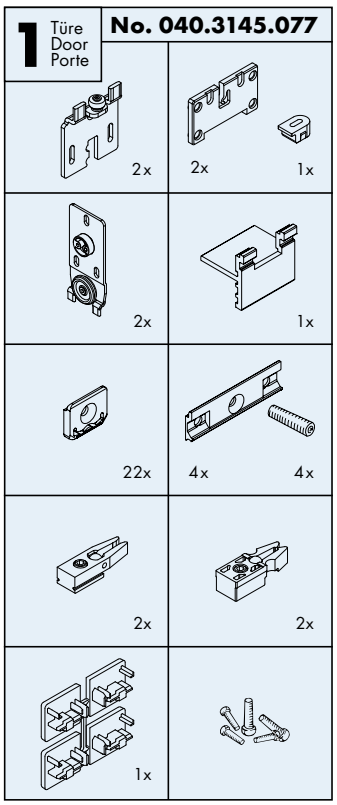

Zubehör/Accessories/Accessoires	Gr./Size	Art. No./Cat. No.
Laufschiene, Alu eloxiert, zum Aufclipsen	2500 mm	040.3135.250
Running track, aluminium anodized, to clip on	3500 mm	040.3135.350
Rail de roulement, en alu anodisé, par clipsage	6000 mm	040.3135.600
Führungsschiene, Alu eloxiert, zum Aufclipsen	2500 mm	040.3136.250
Guide track, aluminium anodized, to clip on	3500 mm	040.3136.350
Rail de guidage, en alu anodisé, par clipsage	6000 mm	040.3136.600
Vertikalprofil, Alu eloxiert, zum seitlich Aufclipsen	2500 mm	040.3040.250
Vertical profile, aluminium anodized, to clip on laterally	3500 mm	040.3040.350
Profil vertical, en alu anodisé, par clipsage latéral	6000 mm	040.3040.600
Sicherheitsclip, Druckguss grau, zu 040.3040	4x	040.3090.051
Safety clip, die-cast grey, for 040.3040		
Clip de sécurité, moulé sous pression, gris, pour 040.3040		
Distanzstücke, Kunststoff grau, für 2 Türen auf einer Ebene		040.3152.071
Spacers, plastic grey, for 2 doors at one level		
Pièces d'écartement, plastique gris, pour 2 portes sur un niveau		

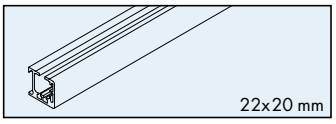

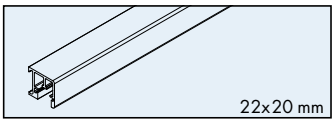

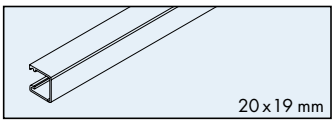

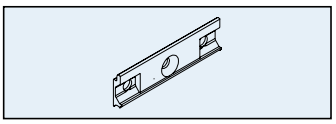

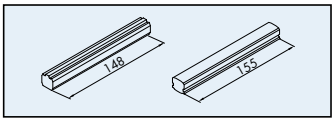

Sonderzubehör/Special accessories/Accessoires spéciaux: 74/75

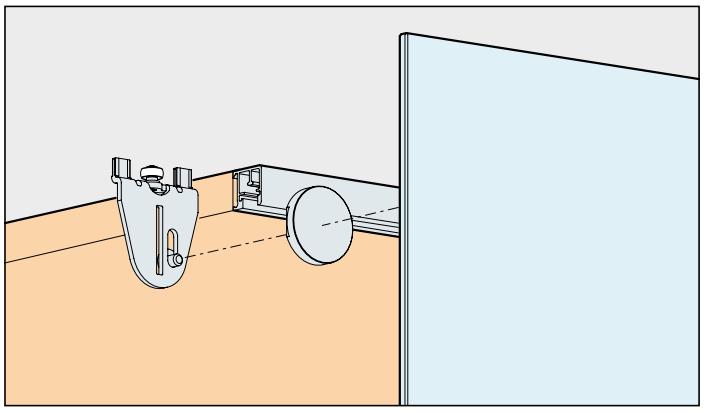

System: Clip-Schiene 20/22 mm, mit Verbindungsplatte geklebt (ohne Glasbohrung) für Glastüren bis 25 kg. Design Forslide

System: Clip on track 20/22 mm, with connecting plate glue fixed (glass without drilling) for glass doors up to 25 kg.
Design Forslide

Système: Rail fixé par clipsage 20/22 mm, avec plaque de jonction collée (sans perçage du verre) pour portes en verre jusqu'à 25 kg.
Design Forslide

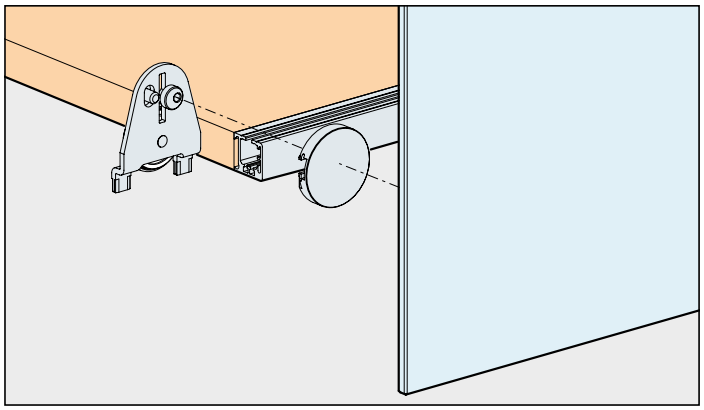

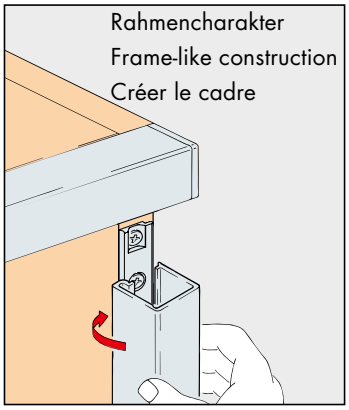

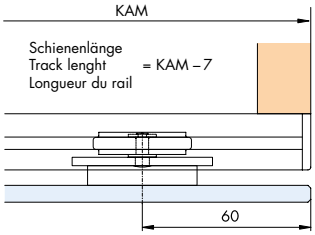

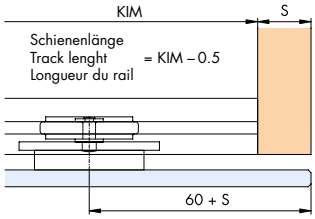

Einbaubeispiel untenlaufend/Mounting example bottom running/Exemple de montage roulement en bas

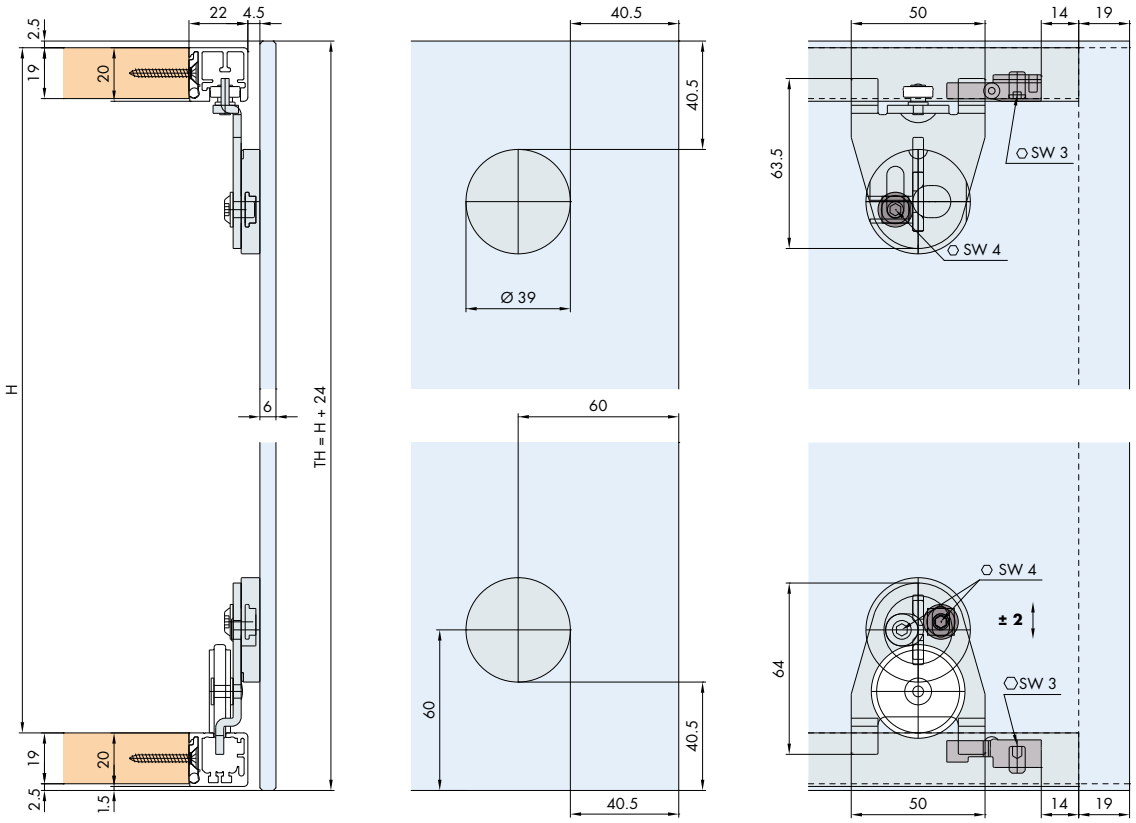

Wichtig/Important/Important

Beschlag einsetzbar mit ESG Floatglas, ESG Satinato, ESG mit keramischem Siebdruck, Doppelspiegel oder VSG Gläser.
(ESG = Einscheibensicherheitsglas / VSG = Verbundsicherheitsglas)

Fitting can be used in combination with ESG float glass, ESG satinato glass, ESG with ceramic screen printing, double mirror or laminated glass.
(ESG = tempered safety glass)

Ferrure utilisable avec vitre flottée de sécurité ESG, vitre de sécurité ESG Satinato, vitre de sécurité ESG avec sérigraphie céramique, miroir double ou vitres feuilletées.

Klebestoff-Empfehlungen:
Recommended adhesive
Colle recommandée
• **PENLOC TYP GTI** / GZH
📖 74

Klebelehre
Template for glue fixing
Gabarit de collage
📖 74

Dämpfung optional/Soft closing optional/Amortissement facultativ 📖 58/59
Glasempfehlung/Glass recommendation/Types de verre recommandés 📖 77

Einbaubeispiel obenlaufend
Mounting example top running
Exemple de montage roulement en haut

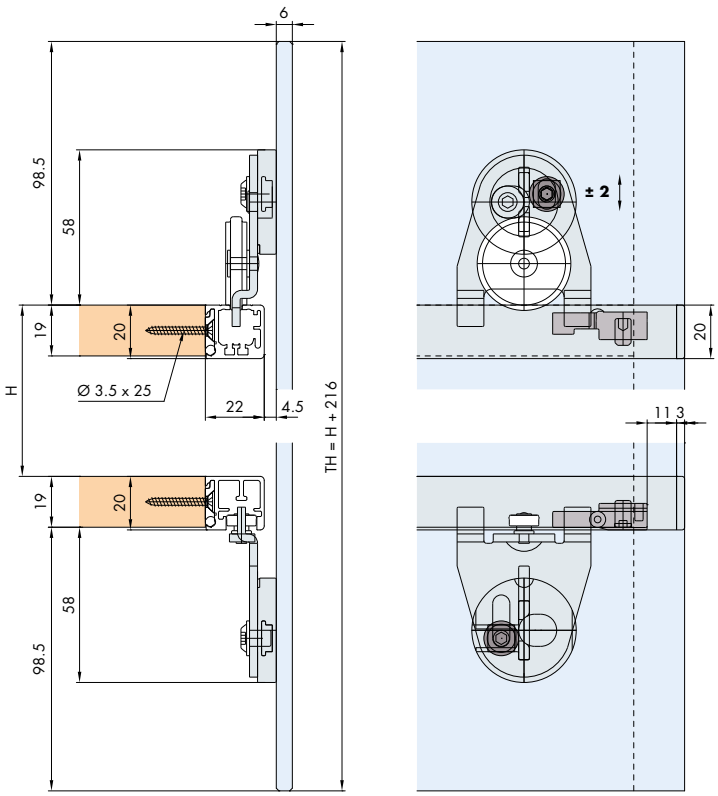

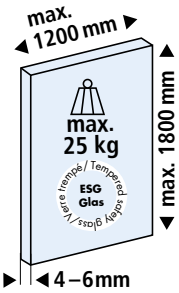

Türgewichte
Door weights
Poids de portes
78

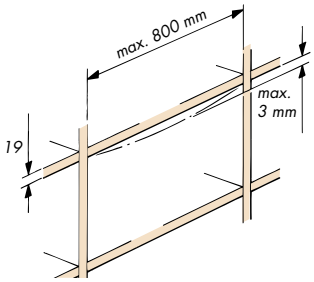

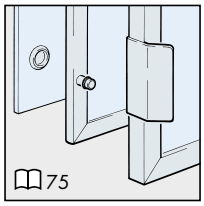

Garnituren / Sets / Garnitures

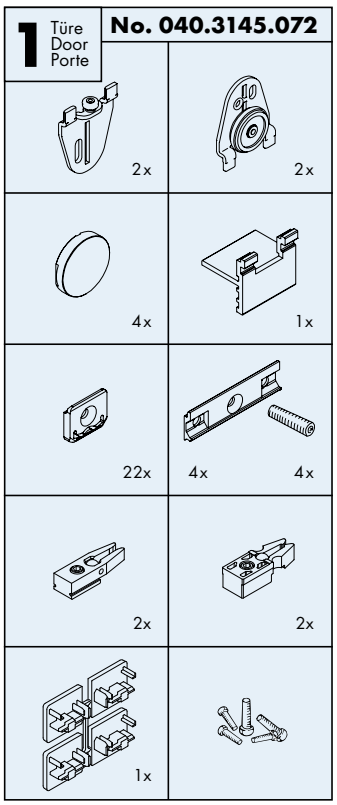

Zubehör / Accessories / Accessoires	Gr. / Size	Art. No. / Cat. No.
Laufschiene, Alu eloxiert, zum Aufclipsen	2500 mm	040.3135.250
Running track, aluminium anodized, to clip on	3500 mm	040.3135.350
Rail de roulement, en alu anodisé, par clipsage	6000 mm	040.3135.600
Führungsschiene, Alu eloxiert, zum Aufclipsen	2500 mm	040.3136.250
Guide track, aluminium anodized, to clip on	3500 mm	040.3136.350
Rail de guidage, en alu anodisé, par clipsage	6000 mm	040.3136.600
Vertikalprofil, Alu eloxiert, zum seitlich Aufclipsen	2500 mm	040.3040.250
Vertical profile, aluminium anodized, to clip on laterally	3500 mm	040.3040.350
Profil vertical, en alu anodisé, par clipsage latéral	6000 mm	040.3040.600
Sicherheitsclip, Druckguss grau, zu 040.3040	4x	040.3090.051
Safety clip, die-cast grey, for 040.3040		
Clip de sécurité, moulé sous pression, gris, pour 040.3040		
Distanzstücke, Kunststoff grau, für 2 Türen auf einer Ebene		040.3150.071
Spacers, plastic grey, for 2 doors at one level		
Pièces d'écartement, plastique gris, pour 2 portes sur un niveau		

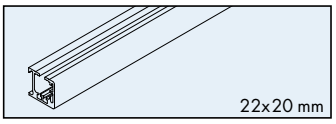

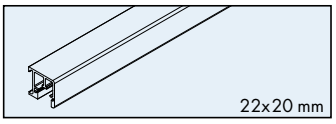

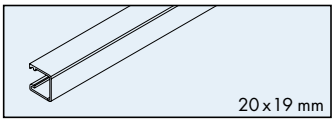

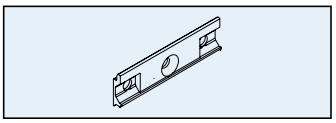

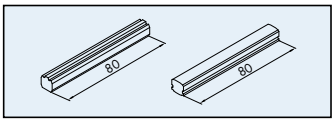

Sonderzubehör / Special accessories / Accessoires spéciaux: 74/75

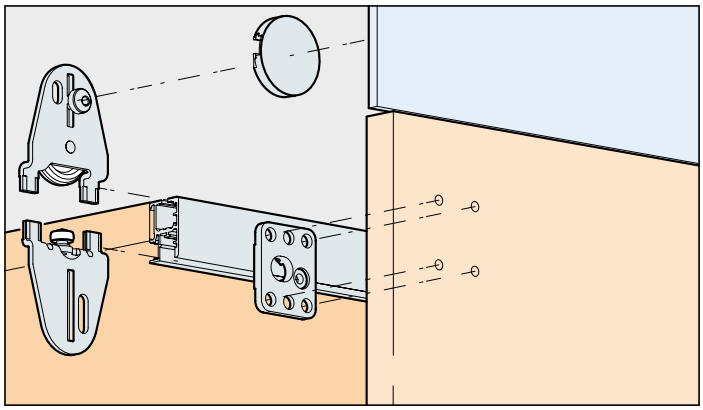

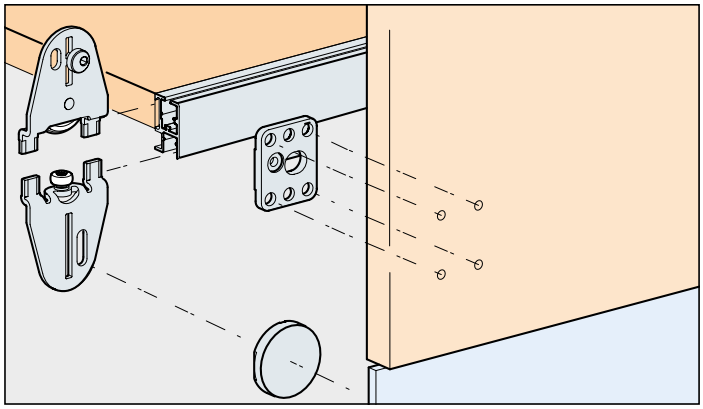

System: Clip-Schiene 30/22 mm, für Türen bis 25 kg, in x-beliebigen Ausführungen kombinierbar
– mit Holztüren (H)
– mit Doppel-Spiegeltüren (SP) geklebt
– mit Holztüren und aufgedoppeltem Glas (HG)
– mit Verbindungsplatten auf Glastüren (GK)
Design Forslide

System: Clip-on track 30/22 mm, for doors up to 25 kg, many different versions available
– wooden doors (H)
– double mirror doors (SP) glued
– with wooden doors and doubled glass (HG)
– glass doors with glue fixed connecting plates (GK)
Design Forslide

Système: Rail fixé par clipsage 30/22 mm, pour portes jusqu'à 25 kg, nombreuses variantes
– portes en bois (H)
– portes miroir double (SP) collés
– avec portes en bois et doublage en verre (HG)
– en verre avec plaques de jonction collées (GK)
Design Forslide

Rahmencharakter
Frame-like construction
Créer le cadre

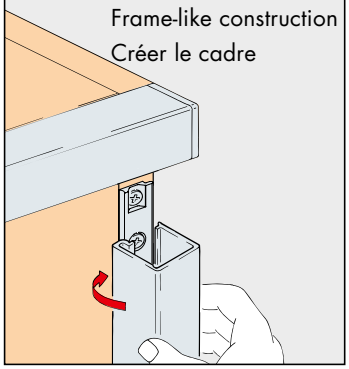

Distanzstück 040.3150.071 für 2 Türen auf einer Ebene, mit Einbaumass 60 mm für H/SP/GK
Spacer 040.3150.071 for 2 doors at one level, installation dimension 60 mm for H/SP/GK
Pièce d'écartement 040.3150.071 pour 2 portes sur un niveau, avec cote de montage 60 mm pour H/SP/GK

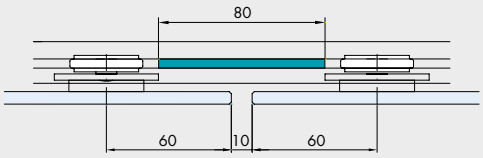

Distanzstück 040.3152.071 für 2 Türen auf einer Ebene, mit Einbaumass 60 mm + Glasüberstand für HG
Spacer 040.3152.071 for 2 doors on one level, with installation dimensions 60 mm + glass overlay for HG
Pièce d'écartement 040.3152.071 pour 2 portes sur un niveau, avec cote de montage 60 mm + saillie en verre pour HG

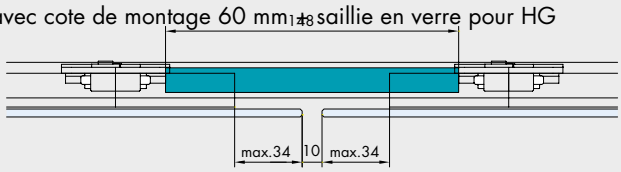

Dämpfung optional / Soft closing optional / Amortissement facultativ 58/59

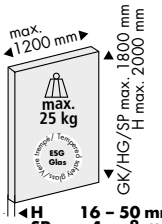

H	16 – 50 mm
SP	4 – 8 mm
HG	19 mm **Holz**/Wood/Bois
	4 – 6 mm **Glas**/Glass/Verre
GK	4 – 6 mm

Türgewichte
Door weights
Poids de portes
78

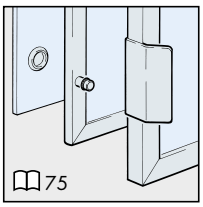

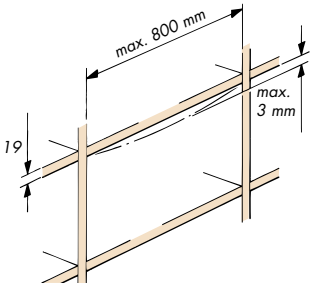

Garnituren / Sets / Garnitures

Hawa Regal B 25 X H/SP

1 Türe / Door / Porte — **No. 040.3145.076**

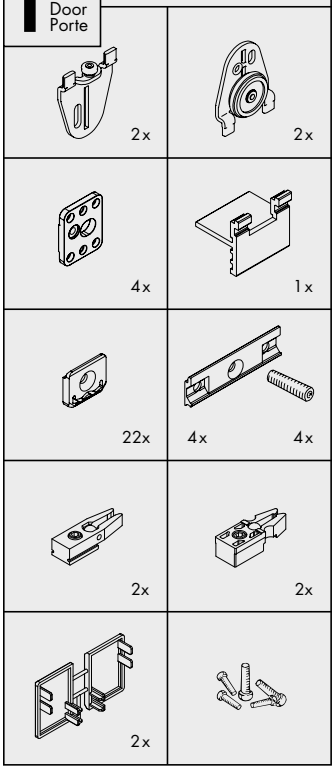

Hawa Regal B 25 X HG

1 Türe / Door / Porte — **No. 040.3145.078**

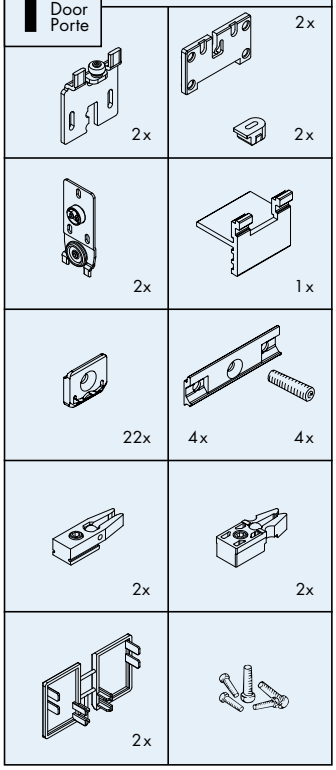

Hawa Regal B 25 X GK

1 Türe / Door / Porte — **No. 040.3145.075**

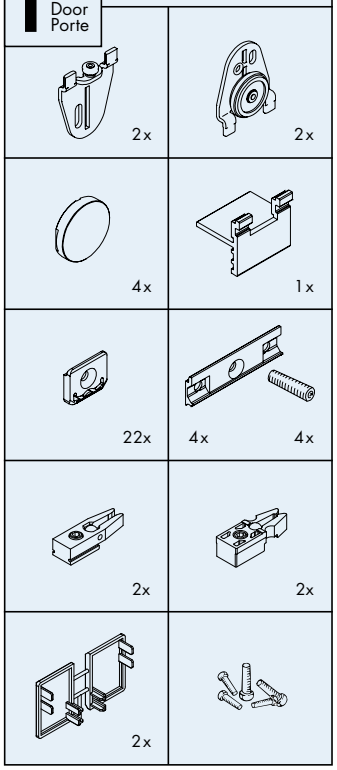

Zubehör / Accessories / Accessoires	Gr. / Size	Art. No. / Cat. No.
Einfachlauf-/Führungsschiene, Alu eloxiert, zum Aufclipsen	2500 mm	040.3134.250
Single running track/guide track, aluminium anodized, to clip on	3500 mm	040.3134.350
Rail de roulement/guidage simple, en alu anodisé, par clipsage	6000 mm	040.3134.600
Vertikalprofil, Alu eloxiert, zum seitlich Aufclipsen	2500 mm	040.3040.250
Vertical profile, aluminium anodized, to clip on laterally	3500 mm	040.3040.350
Profil vertical, en alu anodisé, par clipsage latéral	6000 mm	040.3040.600
Sicherheitsclip, Druckguss grau, zu 040.3040	4x	040.3090.051
Safety clip, die-cast grey, for 040.3040		
Clip de sécurité, moulé sous pression, gris, pour 040.3040		
Distanzstücke, Kunststoff grau, für 2 Türen auf einer Ebene	H/SP/GK	040.3150.071
Spacers, plastic grey, for 2 doors at one level		
Pièces d'écartement, plastique gris, pour 2 portes sur un niveau		
Distanzstücke, Kunststoff grau, für 2 Türen auf einer Ebene	HG	040.3152.071
Spacers, plastic grey, for 2 doors at one level		
Pièces d'écartement, plastique gris, pour 2 portes sur un niveau		
Abdeckprofil, Kunststoff grau, zu 040.3134	2500 mm	053.3065.250
Cover profile, plastic grey, for 040.3134		
Profil de recouvrement, plastique gris, pour 040.3134		

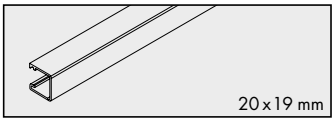

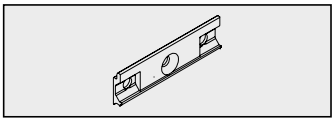

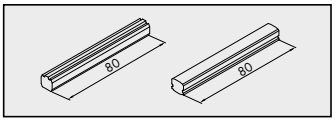

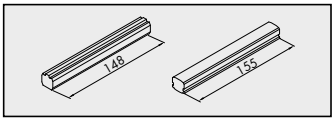

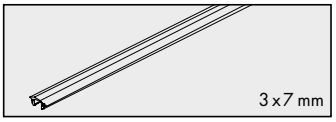

Sonderzubehör / Special accessories / Accessoires spéciaux: 74/75

Einbaubeispiele / Mounting examples / Exemples de montage

Hawa Regal B 25 H X

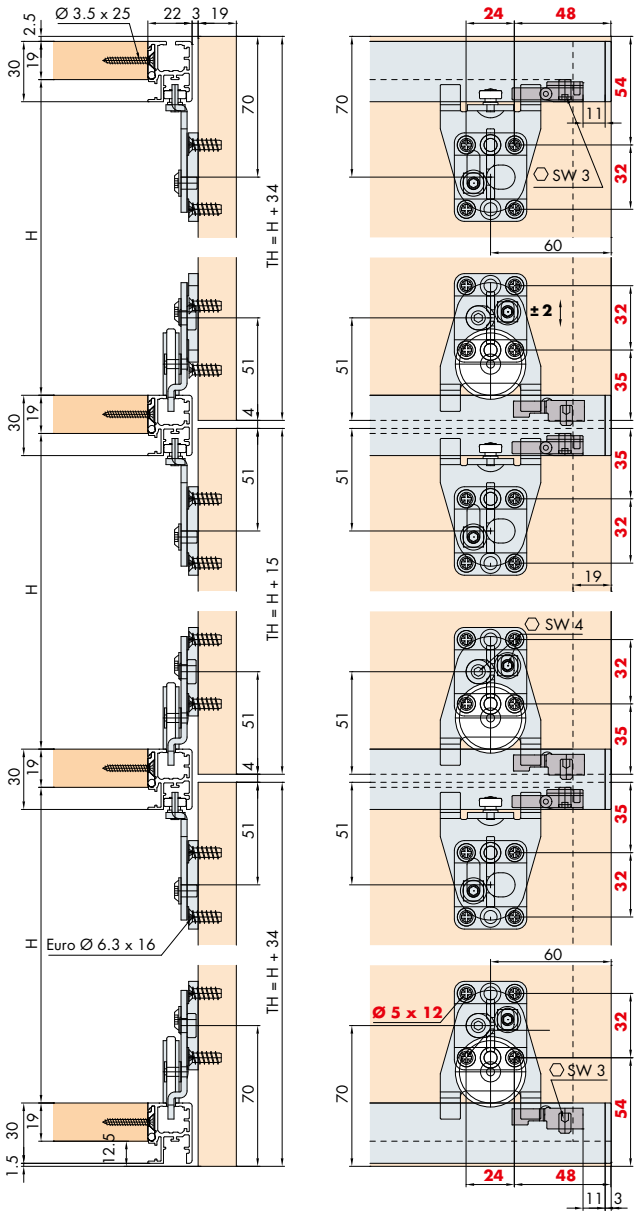

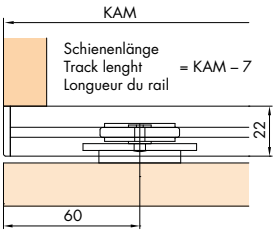

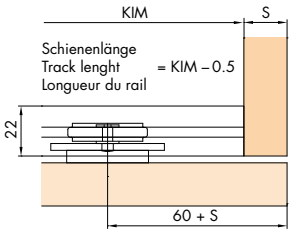

Hawa Regal B 25 SP X

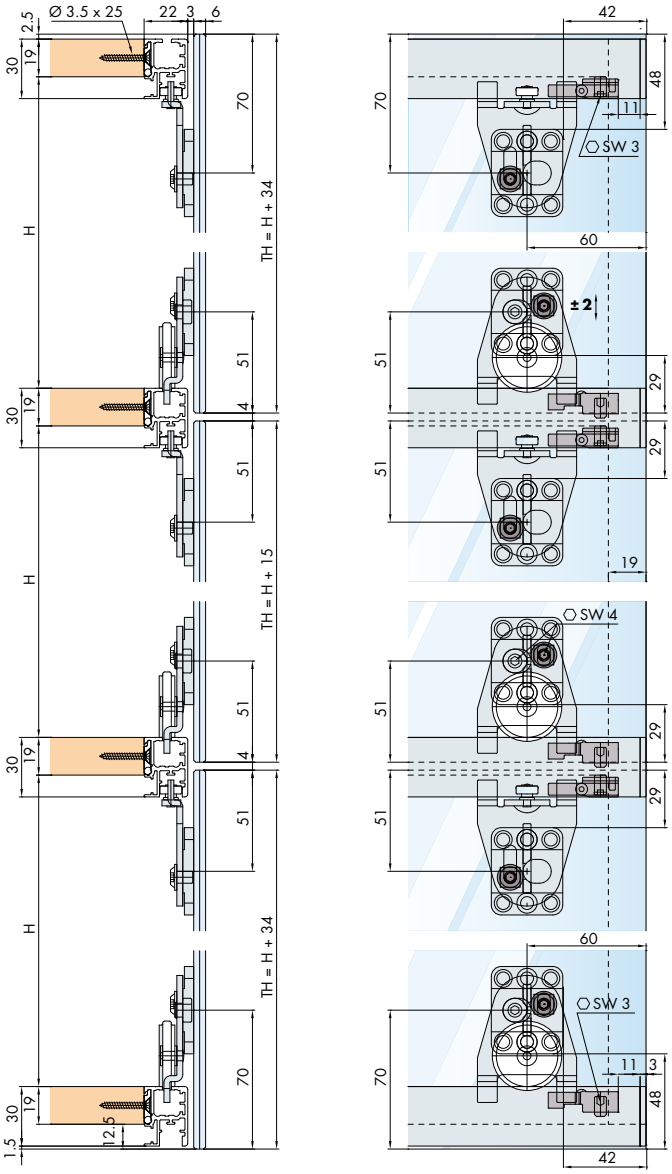

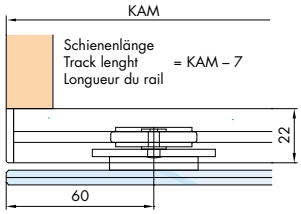

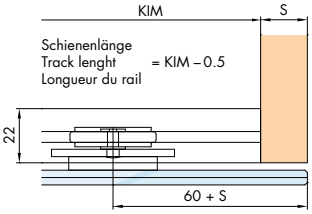

Verklebung nur auf Doppelspiegel
Gluing only on double mirror
Colle seulement sur miroir double

Klebestoff-Empfehlungen:
Recommended adhesive
Colle recommandée
• **PENLOC TYP GTI** / GZH
📖 74

Klebelehre
Template for glue fixing
Gabarit de collage
📖 74

Türbearbeitung = rote Zahlen / Door treatment = red numbers / Traitement de portes = numéros en rouge

Hawa Regal B HG X

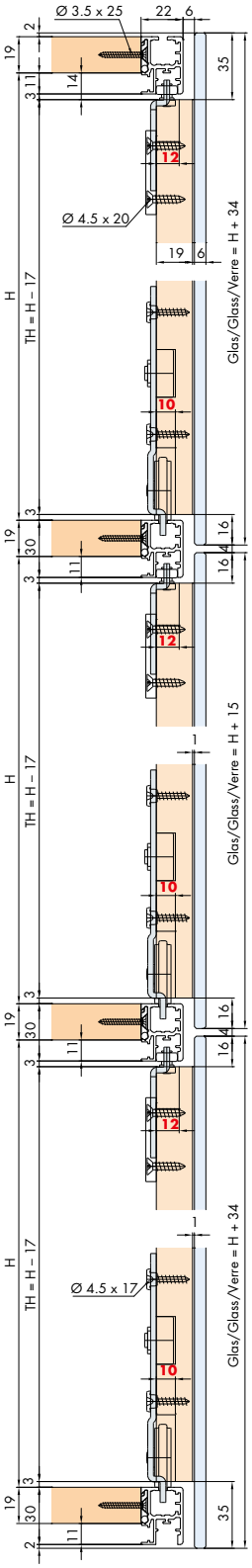

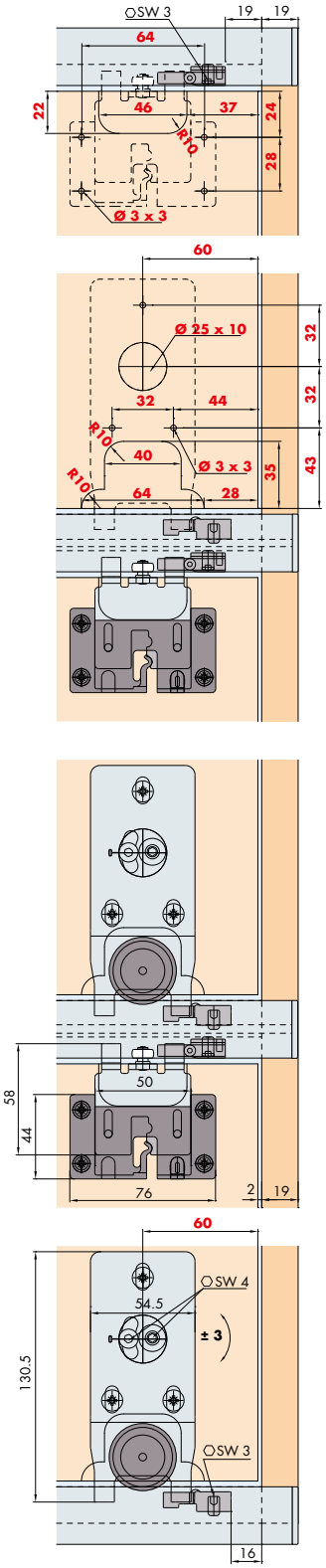

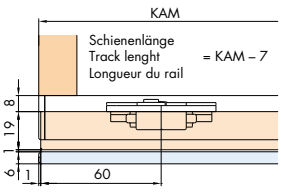

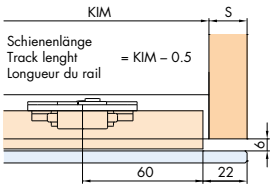

Hawa Regal B 25 GK X

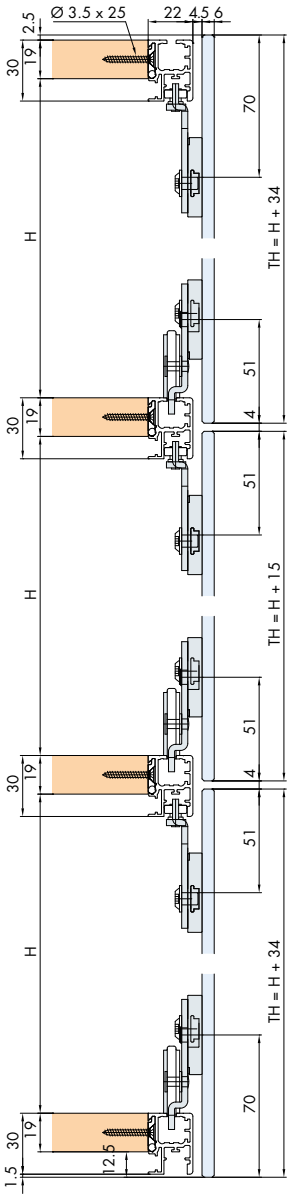

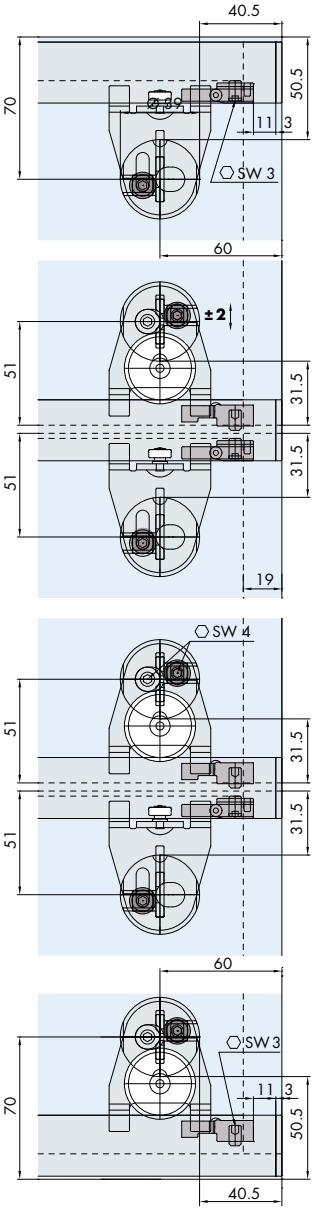

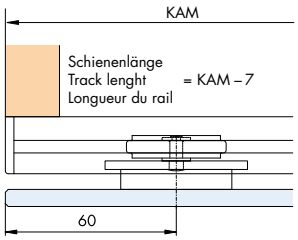

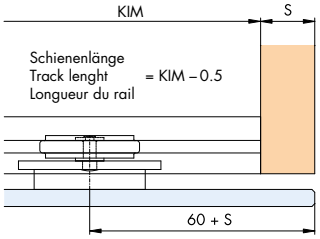

Beschlag einsetzbar mit ESG Floatglas, ESG Satinato, ESG mit keramischem Siebdruck, Doppelspiegel oder VSG Gläser.
(ESG = Einscheibensicherheitsglas / VSG = Verbundsicherheitsglas)

Fitting can be used in combination with ESG float glass, ESG satinato glass, ESG with ceramic screen printing, double mirror or laminated glass.
(ESG = tempered safety glass)

Ferrure utilisable avec vitre flottée de sécurité ESG, vitre de sécurité ESG Satinato, vitre de sécurité ESG avec sérigraphie céramique, miroir double ou vitres feuilletées.

Klebestoff-Empfehlungen:
Recommended adhesive
Colle recommandée
• **PENLOC TYP GTI** / GZH
74

Klebelehre
Template for glue fixing
Gabarit de collage
74

Hawa Regal C

Hawa Regal C 26 HM IS

Hawa Regal C 16 HM FS

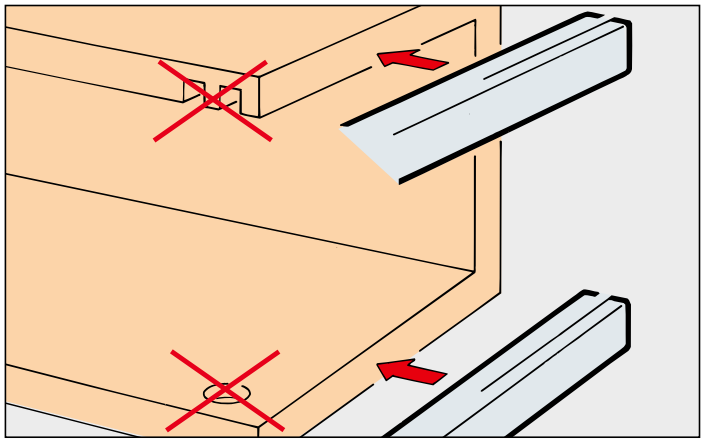

Einfache Montage – Keine Korpusbearbeitung, Lauf- und Führungsschiene zum Aufclipsen.
Easy to assemble – No cabinet modifications required, comes with clip-on running and guide track.
Simplicité du montage – Aucun usinage sur le corps, rails de roulement et de guidage à clipser.

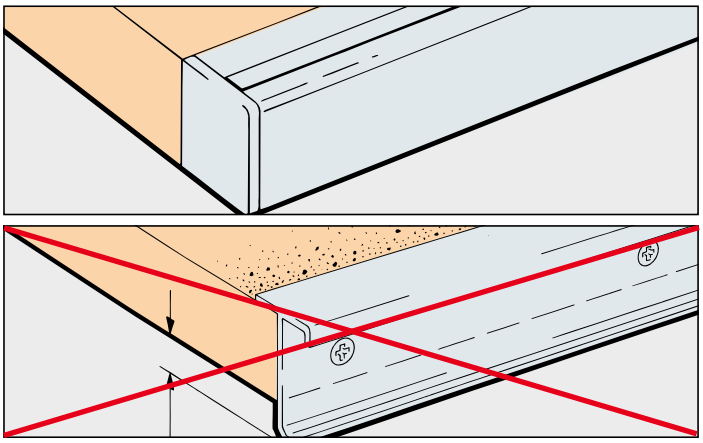

Elegantes Design (keine Schrauben sichtbar)
Elegant track design (no visible screws)
Design élégant (aucune vis visible)

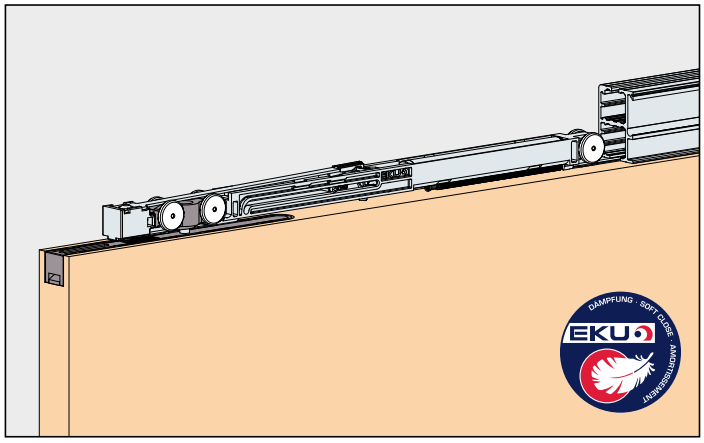

Hoher Schiebekomfort – Optimale Laufeigenschaften und in die Laufschiene integrierte Dämpfung.
High degree of sliding comfort – Optimum running characteristics and soft closing system integrated in the running track.
Confort de coulissement élevé – Propriétés de roulement optimales et amortissement intégré au rail de roulement.

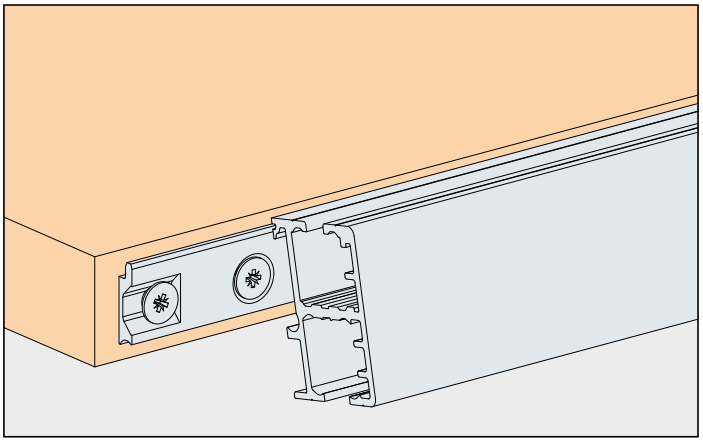

Schienen mit Clip-Technik am Tablar befestigt
Track fastened to the shelves with clip-on profile
Rail fixé en applique sur le chant de l'étagère par clipsage

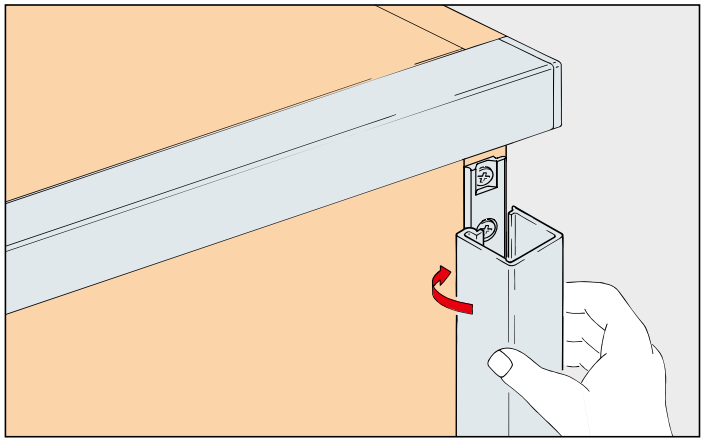

Rahmencharakter bilden mit dem seitlichen Clip-Profil
Create frame-like construction with the lateral clip profile
Profil latéral à clipsage pour créer le cadre

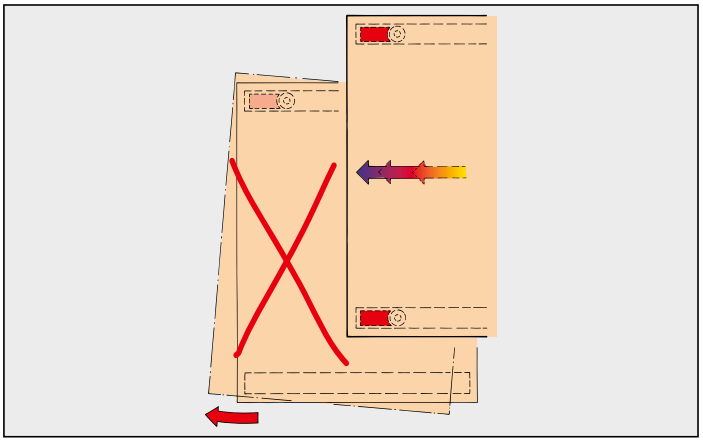

Hohe Sicherheit dank 4-Punkt-Führung und -Stoppung
Extremely safe due to 4 point guidance and stop system
Sécurité élevée grâce au guidage et arrêt à 4 points

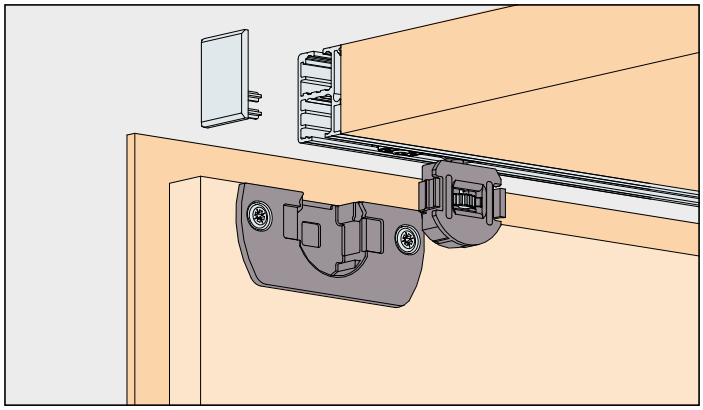

System: Clip-Schiene 22/30 mm,
für 1 Holztüre bis 16 kg.
Design Inslide/Forslide

System: Clip on track 22/30 mm,
for 1 wooden door up to 16 kg.
Design Inslide/Forslide

Système: Rail fixé par clipsage 22/30 mm,
pour 1 porte en bois jusqu'à 16 kg.
Design Inslide/Forslide

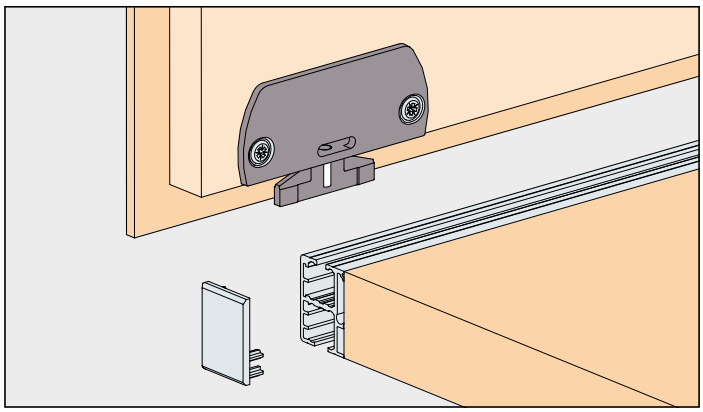

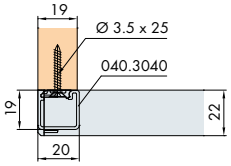

Einbaubeispiele / Mounting examples / Exemples de montage

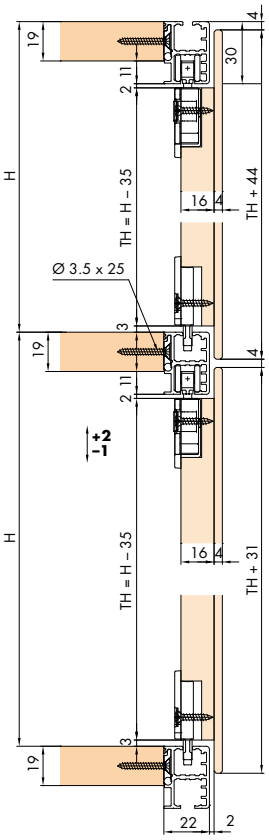

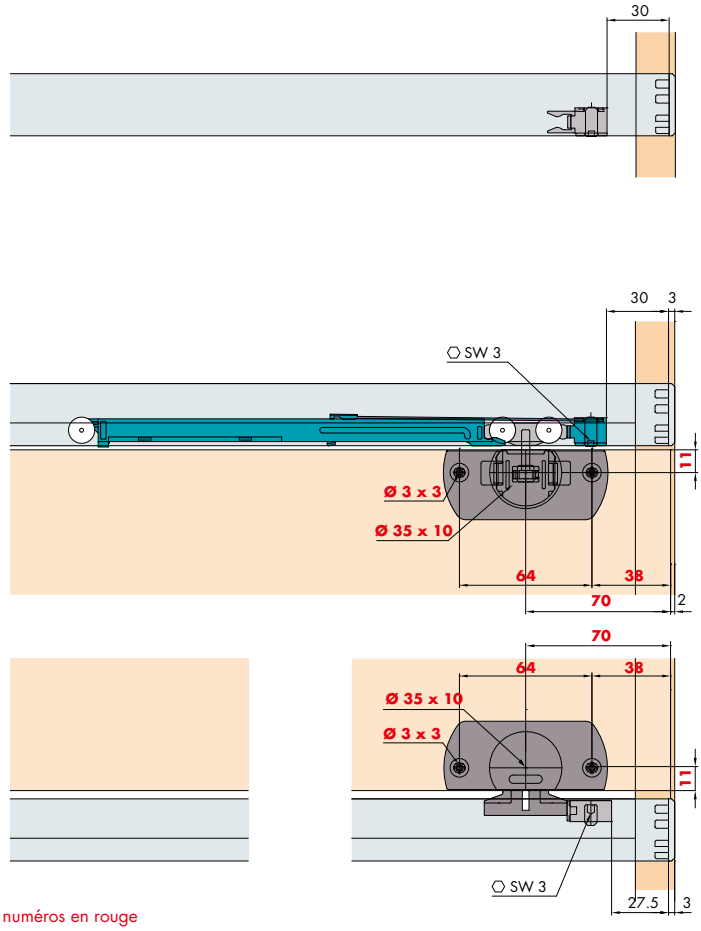

Türbearbeitung = rote Zahlen / Door treatment = red numbers / Traitement de portes = numéros en rouge
Dämpfung optional / Soft closing optional / Amortissement facultativ 60/61

Variante/Option/Variante
Befestigung mit Verbindungsbolzen
Fixing with connecting bolt
Fixation par goujon d'assemblage

75

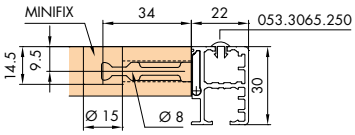

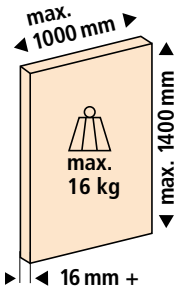

Türgewichte
Door weights
Poids de portes
78

Garnituren/Sets/Garnitures

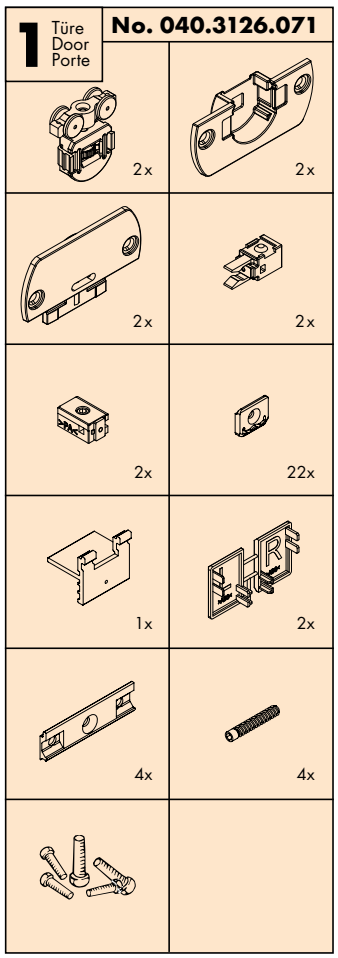

Distanzstück 040.3129.071 für 2 Türen auf einer Ebene, mit Einbaumass 70 mm
Spacer 040.3129.071 for 2 doors at one level, installation dimension 70 mm
Pièce d'écartement 040.3129.071 pour 2 portes sur un niveau, avec cote de montage 70 mm

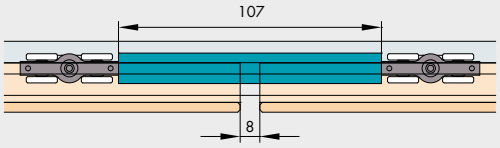

Zubehör/Accessories/Accessoires	Gr./Size	Art. No./Cat. No.
Einfachlauf-/Führungsschiene, Alu eloxiert, zum Aufclipsen	2500 mm	040.3115.250
Single running track/guide track, aluminium anodized, to clip on	3500 mm	040.3115.350
Rail de roulement/guidage simple, en alu anodisé, par clipsage	6000 mm	040.3115.600
Vertikalprofil, Alu eloxiert, seitlich zum Aufclipsen	2500 mm	040.3040.250
Vertical profile, aluminium anodized, to clip on laterally	3500 mm	040.3040.350
Profil vertical, en alu anodisé, à clipser latéralement	6000 mm	040.3040.600
Sicherheitsclip, Druckguss grau, zu 040.3040	4x	040.3090.051
Safety clip, die-cast grey, for 040.3040		
Clip de sécurité, moulé sous pression, gris, pour 040.3040		
Distanzstück, Kunststoff grau, für 2 Türen auf einer Ebene	2x	040.3129.071
Spacer, plastic grey, for 2 doors at one level		
Pièce d'écartement, plastique gris, pour 2 portes sur un niveau		
Abdeckprofil, Kunststoff grau, zu 040.3115	2500 mm	053.3065.250
Cover profile, plastic grey, for 040.3115		
Profil de recouvrement, plastique gris, pour 040.3115		

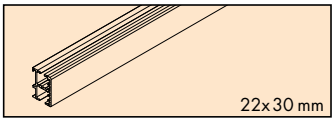

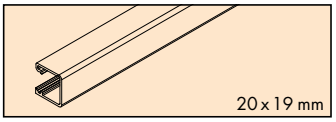

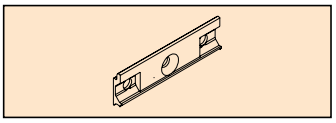

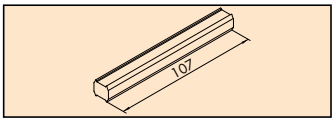

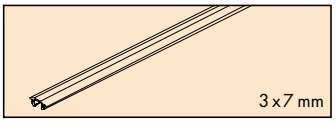

Sonderzubehör/Special accessories/Accessoires spéciaux: 74/75

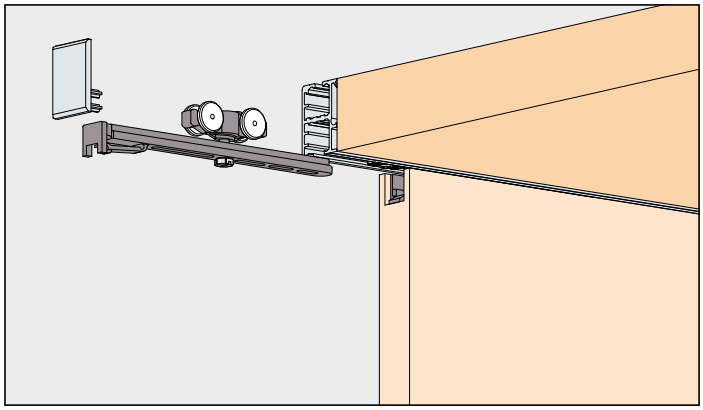

System: Clip-Schiene 22/30 mm,
für 1 Holztüre bis 16 kg.
Design Inslide

System: Clip on track 22/30 mm,
for 1 wooden door up to 16 kg.
Design Inslide

Système: Rail fixé par clipsage 22/30 mm,
pour 1 porte en bois jusqu'à 16 kg.
Design Inslide

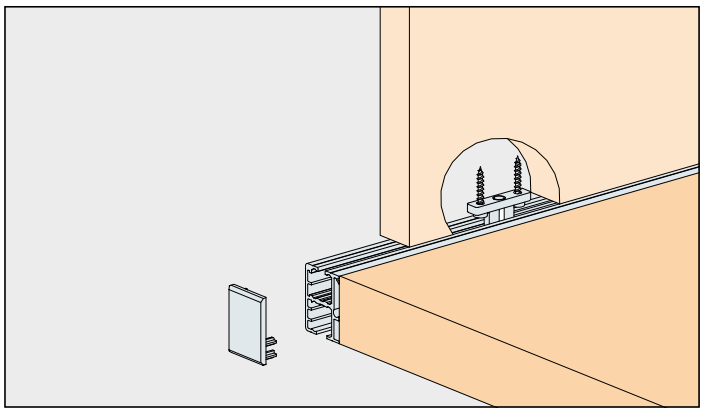

Einbaubeispiele / Mounting examples / Exemples de montage

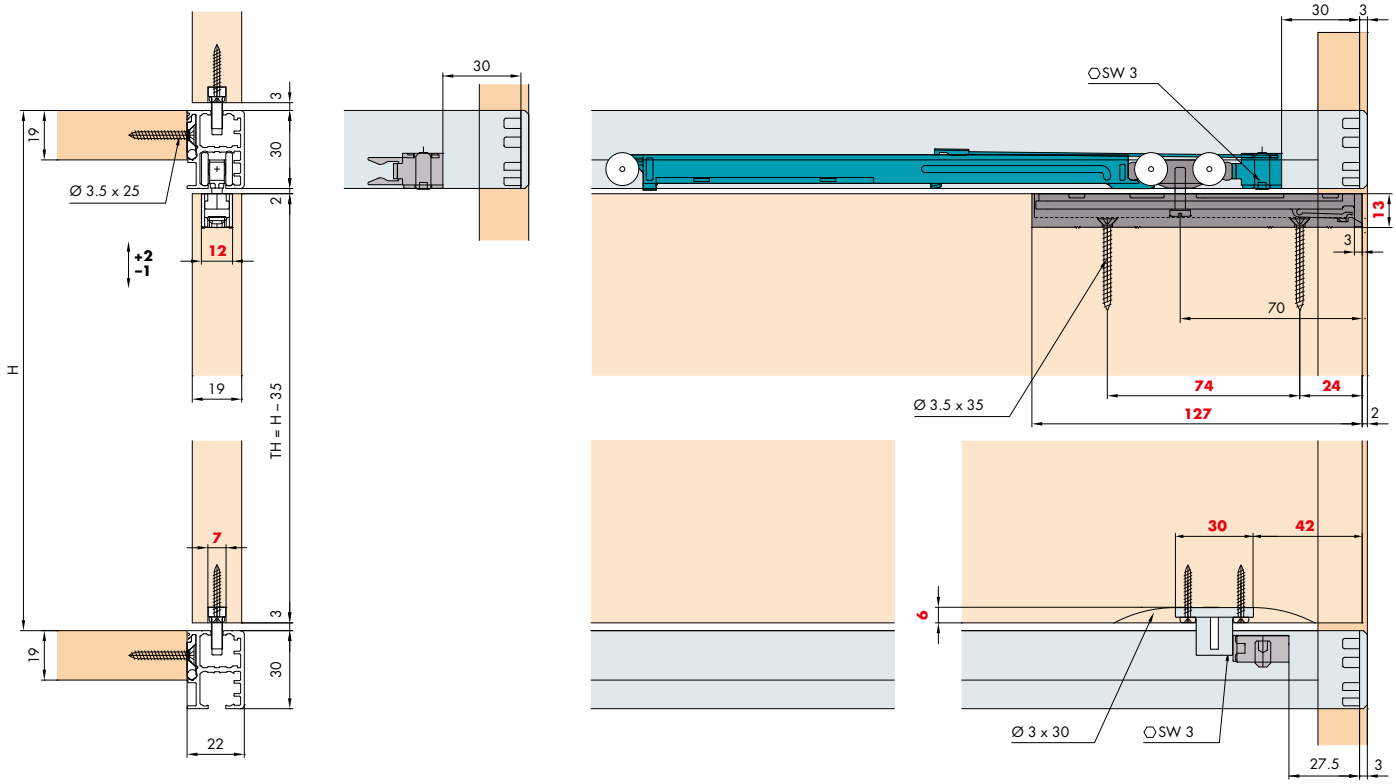

Türbearbeitung = rote Zahlen / Door treatment = red numbers / Traitement de portes = numéros en rouge
Dämpfung optional / Soft closing optional / Amortissement facultativ 60/61

Variante/Option/Variante
Befestigung mit Verbindungsbolzen
Fixing with connecting bolt
Fixation par goujon d'assemblage

75

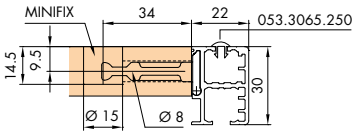

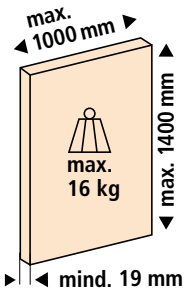

Türgewichte
Door weights
Poids de portes
78

Garnituren/Sets/Garnitures

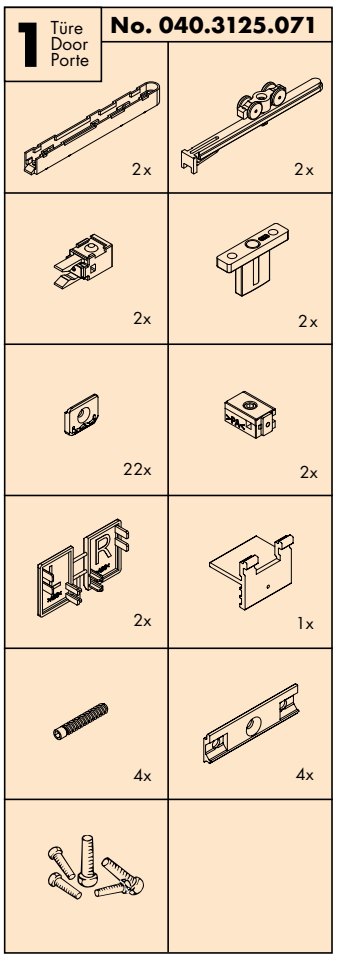

Distanzstück 040.3129.071 für 2 Türen auf einer Ebene
Spacer 040.3129.071 for 2 doors at one level
Pièce d'écartement 040.3129.071 pour 2 portes sur un niveau

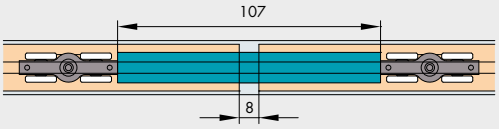

Zubehör/Accessories/Accessoires	Gr./Size	Art. No./Cat. No.
Einfachlauf-/Führungsschiene, Alu eloxiert, zum Aufclipsen	2500 mm	040.3115.250
Single running track/guide track, aluminium anodized, to clip on	3500 mm	040.3115.350
Rail de roulement/guidage simple, en alu anodisé, par clipsage	6000 mm	040.3115.600
Vertikalprofil, Alu eloxiert, seitlich zum Aufclipsen	2500 mm	040.3040.250
Vertical profile, aluminium anodized, to clip on laterally	3500 mm	040.3040.350
Profil vertical, en alu anodisé, à clipser latéralement	6000 mm	040.3040.600
Sicherheitsclip, Druckguss grau, zu 040.3040	4x	040.3090.051
Safety clip, die-cast grey, for 040.3040		
Clip de sécurité, moulé sous pression, gris, pour 040.3040		
Distanzstück, Kunststoff grau, für 2 Türen auf einer Ebene	2x	040.3129.071
Spacer, plastic grey, for 2 doors at one level		
Pièce d'écartement, plastique gris, pour 2 portes sur un niveau		
Abdeckprofil, Kunststoff grau, zu 040.3115	2500 mm	053.3065.250
Cover profile, plastic grey, for 040.3115		
Profil de recouvrement, plastique gris, pour 040.3115		

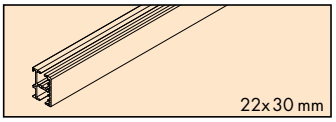

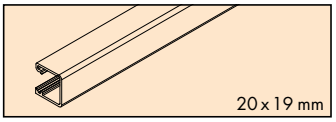

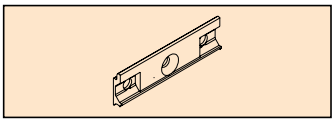

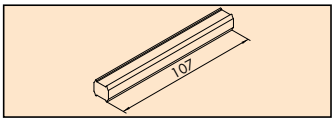

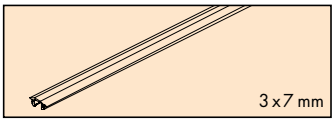

Sonderzubehör/Special accessories/Accessoires spéciaux: 74/75

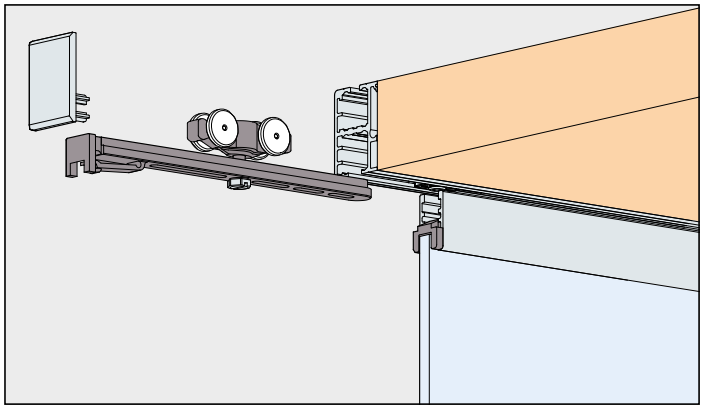

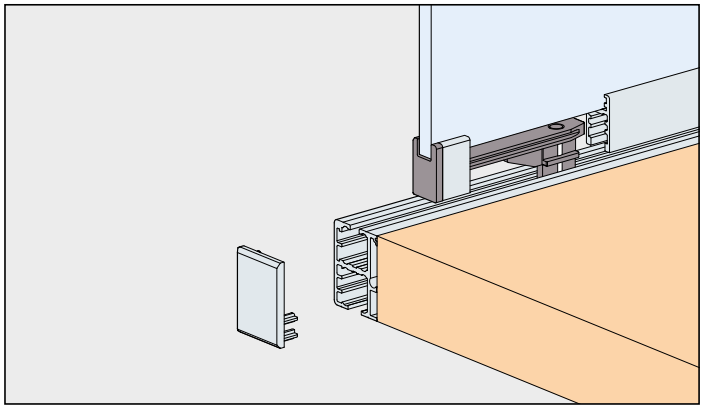

System: Clip-Schiene 22/30 mm,
mit Glasfixierungsprofil zum Kleben,
für 1 Glastüre bis 16 kg.
Design Alu-Glasfixierungsprofil 20/12 mm – Inslide

System: Clip on track 22/30 mm, with glass fixing profile to glue on, for 1 glass door up to 16 kg. Design aluminum glass fixing profile 20/12 mm – Inslide

Système: Rail fixé par clipsage 22/30 mm, avec profil de fixation du verre à coller, pour 1 porte en verre jusqu'à 16 kg. Design profile de fixation du verre en alu 20/12 mm – Inslide

Klebstoff-Empfehlungen für Glas:
Recommended adhesive for glass:
Colle recommandée pour verre:
– Ceresit, 3B Silikon 📖 74
– 3M Scotch Weld DP 105
– Ergo, 6520 MS-Hyprid-Polymer

Einbaubeispiele / Mounting examples / Exemples de montage

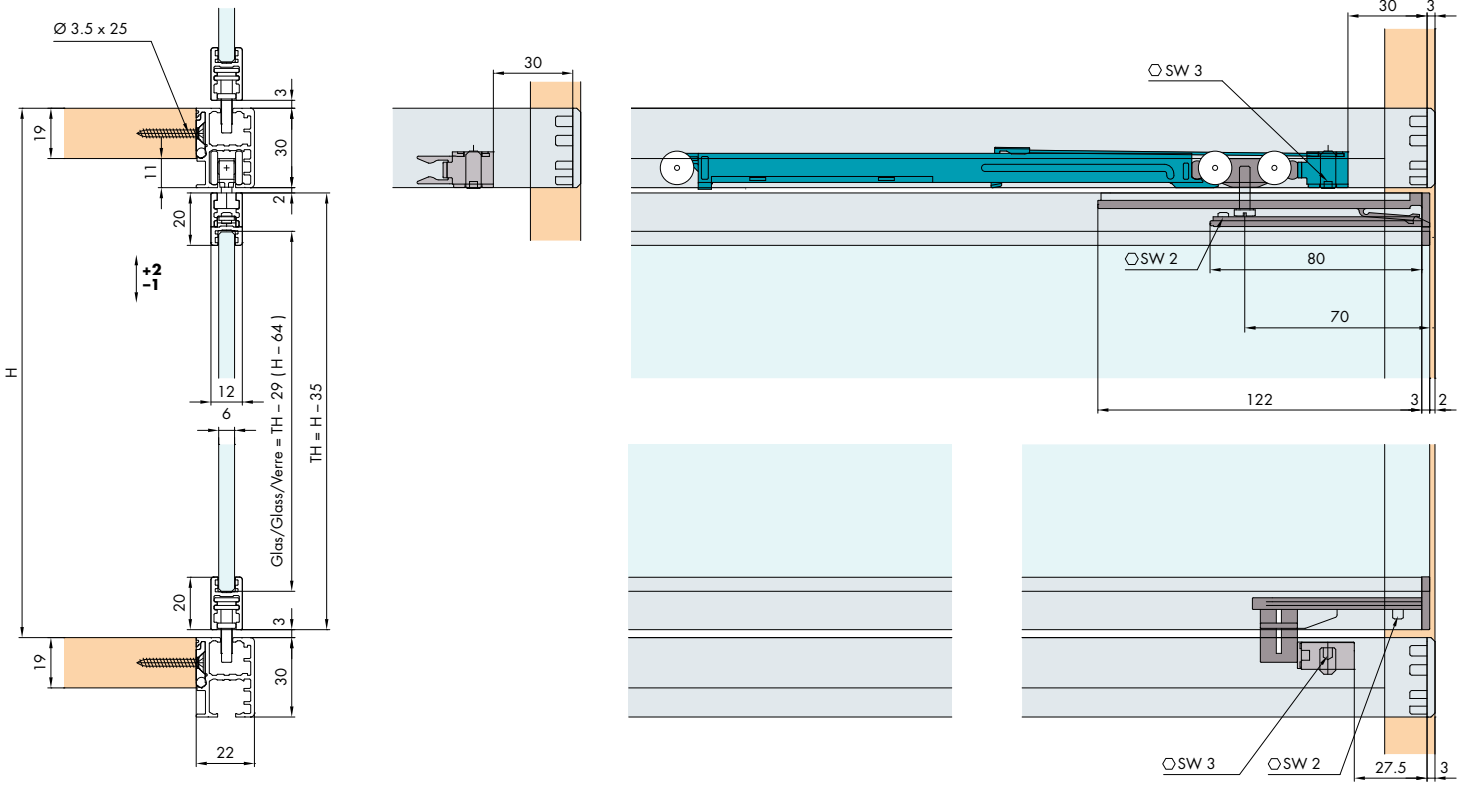

Türbearbeitung = rote Zahlen / Door treatment = red numbers / Traitement de portes = numéros en rouge
Dämpfung optional / Soft closing optional / Amortissement facultativ 📖 60/61
Glasempfehlung / Glass recommendation / Types de verre recommandés 📖 77

Variante/Option/Variante
Befestigung mit Verbindungsbolzen
Fixing with connecting bolt
Fixation par goujon d'assemblage

75

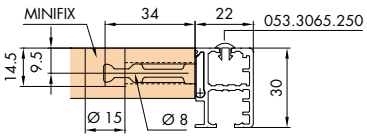

Türgewichte
Door weights
Poids de portes
78

Garnituren / Sets / Garnitures

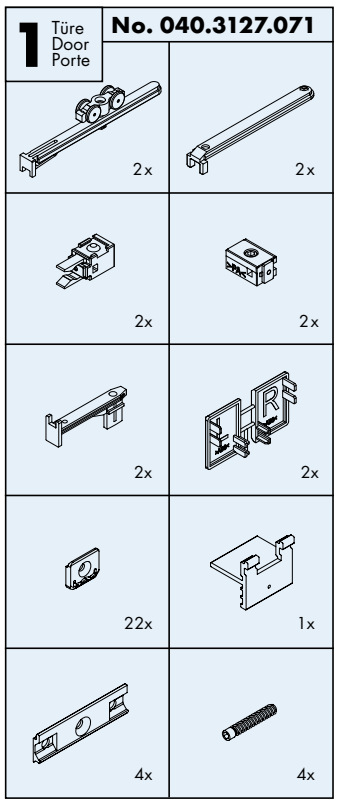

Distanzstück 040.3129.071 für 2 Türen auf einer Ebene
Spacer 040.3129.071 for 2 doors at one level
Pièce d'écartement 040.3129.071 pour 2 portes sur un niveau

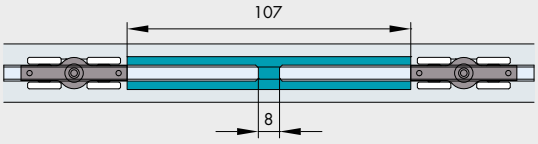

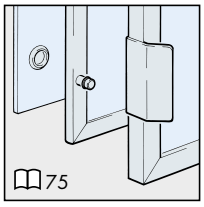

Zubehör / Accessories / Accessoires	Gr. / Size	Art. No. / Cat. No.
Einfachlauf-/Führungsschiene, Alu eloxiert, zum Aufclipsen Single running track/guide track, aluminium anodized, to clip on Rail de roulement/guidage simple, en alu anodisé, par clipsage	2500 mm 3500 mm 6000 mm	040.3115.250 040.3115.350 040.3115.600
Vertikalprofil, Alu eloxiert, seitlich zum Aufclipsen Vertical profile, aluminium anodized, to clip on laterally Profil vertical, en alu anodisé, à clipser latéralement	2500 mm 3500 mm 6000 mm	040.3040.250 040.3040.350 040.3040.600
Sicherheitsclip, Druckguss grau, zu 040.3040 Safety clip, die-cast grey, for 040.3040 Clip de sécurité, moulé sous pression, gris, pour 040.3040	4x	040.3090.051
Distanzstück, Kunststoff grau, für 2 Türen auf einer Ebene Spacer, plastic grey, for 2 doors at one level Pièce d'écartement, plastique gris, pour 2 portes sur un niveau	2x	040.3129.071
Glasfixierungsprofil zum Kleben, Alu eloxiert Glass fixing profile, for glueing, aluminium anodized Profilé de fixation du verre, à coller, en alu anodisé	2500 mm 3500 mm 6000 mm	053.3250.250 053.3250.350 053.3250.600
Abdeckprofil, Kunststoff grau, zu 040.3115 Cover profile, plastic grey, for 040.3115 Profil de recouvrement, plastique gris, pour 040.3115	2500 mm	053.3065.250
Klebstoff ELCH PRO 3B Silikon, 310 ml Glue ELCH PRO 3B silicone, 310 ml Colle ELCH PRO 3B silicone, 310 ml		098.0027.000

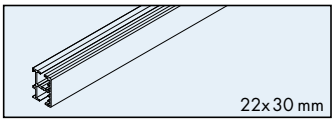

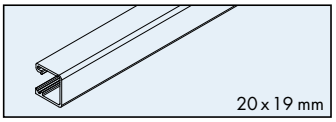

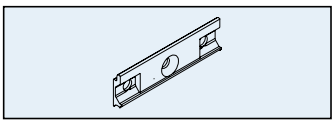

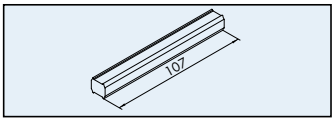

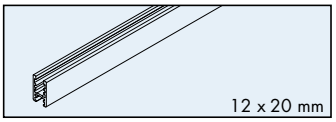

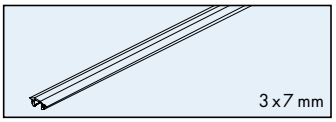

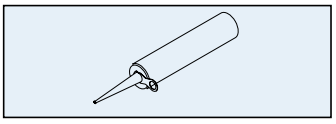

Sonderzubehör / Special accessories / Accessoires spéciaux: 74/75

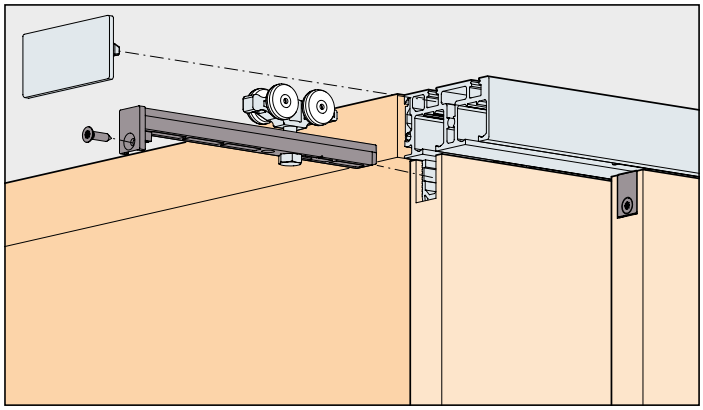

System: Clip-Schiene 25/25 oder 51/25 mm, für 1 oder 2 Holztüren bis 26 kg. Design Inslide

System: Clip-on track 25/25 or 51/25 mm, for 1 or 2 wooden doors up to 26 kg. Design Inslide

Système: Rail fixé par clipsage 25/25 ou 51/25 mm, pour 1 ou 2 portes en bois jusqu'à 26 kg. Design Inslide

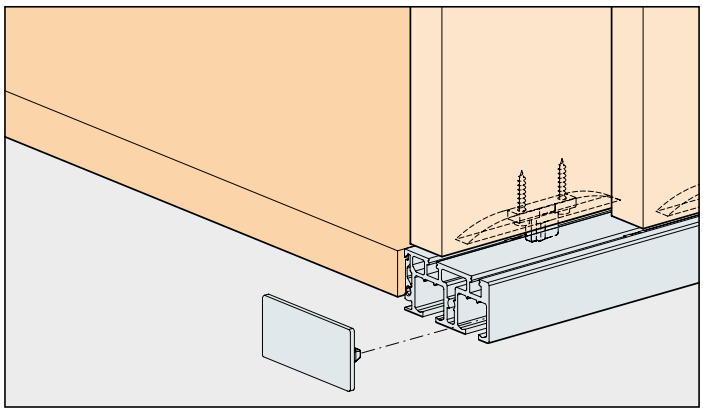

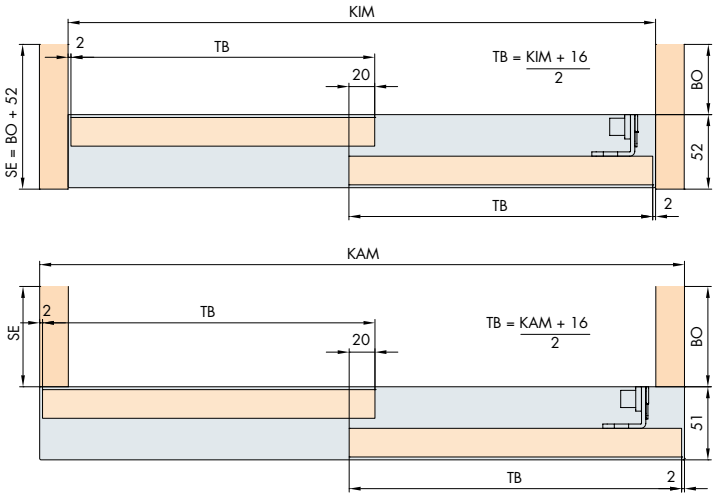

Einbaubeispiele / Mounting examples / Exemples de montage

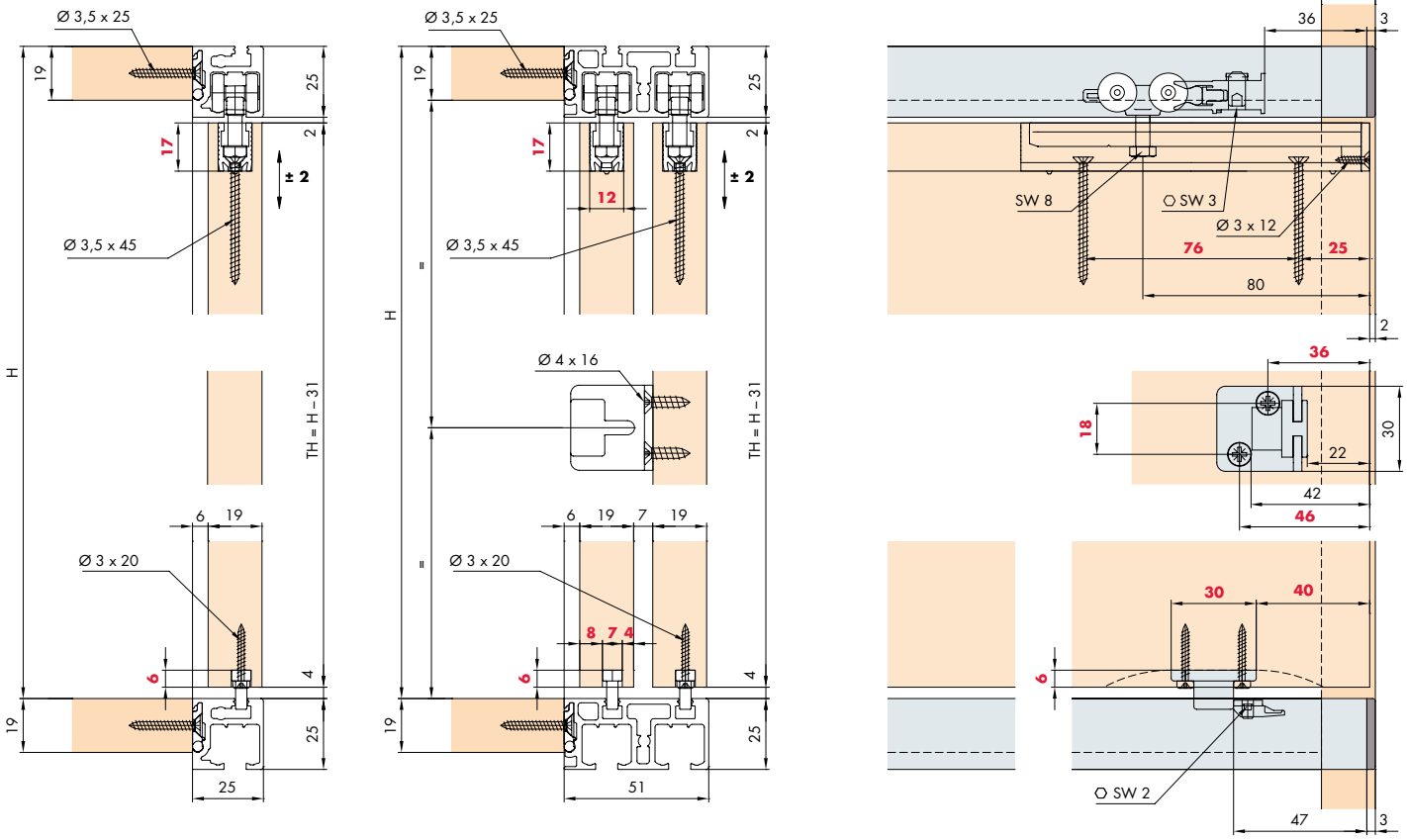

Türbearbeitung = rote Zahlen / Door treatment = red numbers / Traitement de portes = numéros en rouge

Dämpfung optional / Soft closing optional / Amortissement facultativ 62/63

Variante/Option/Variante
Befestigung mit Verbindungsbolzen
Fixing with connecting bolt
Fixation par goujon d'assemblage

75

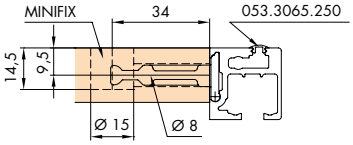

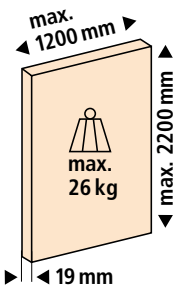

Türgewichte
Door weights
Poids de portes
78

Variante/Option/Variante
1 Türe/door/porte

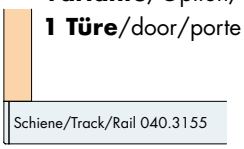

Variante/Option/Variante
2 Türen/doors/portes

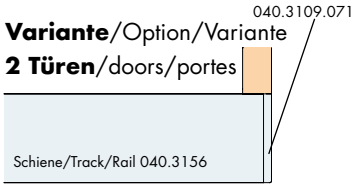

Garnituren/Sets/Garnitures

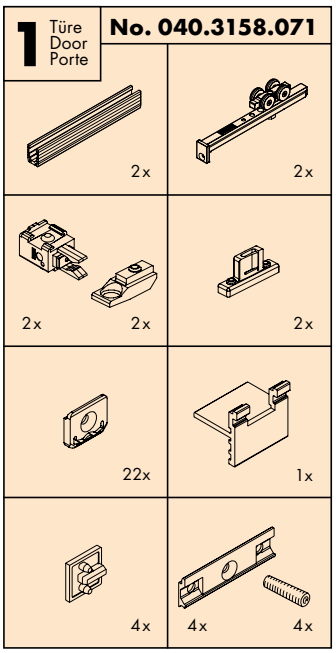

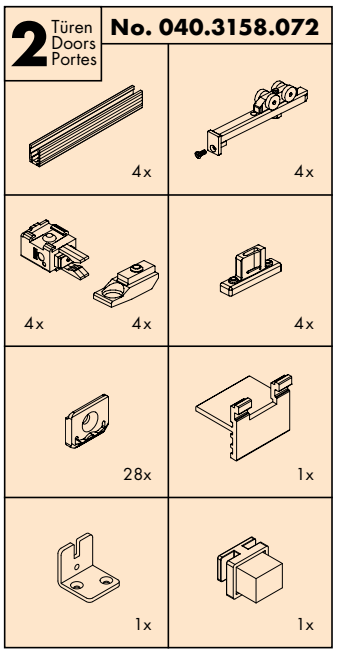

Zubehör/Accessories/Accessoires	Gr./Size	Art. No./Cat. No.
Einfachlauf-/Führungsschiene, Alu eloxiert, zum Aufclipsen	2500 mm	040.3155.250
Single running track/guide track, aluminium anodized, to clip on	3500 mm	040.3155.350
Rail de roulement/guidage simple, en alu anodisé, par clipsage	6000 mm	040.3155.600
Doppellauf-/Führungsschiene, Alu eloxiert, zum Aufclipsen	2500 mm	040.3156.250
Dual running track/guide track, aluminium anodized, to clip on	3500 mm	040.3156.350
Rail double de roulement/guidage double, en alu anodisé, par clipsage	6000 mm	040.3156.600
Abdeckkappen-Set, Kunststoff grau, zu 040.3156	1x	040.3109.071
Cover cap Set, plastic grey, for 040.3156		
Jeu de cache, plastique gris, pour 040.3156		
Abdeckprofil, Kunststoff grau, zu 040.3155/040.3156	2500 mm	053.3065.250
Cover profile, plastic grey, for 040.3155/040.3156		
Profil de recouvrement, plastique gris, pour 040.3155/040.3156		

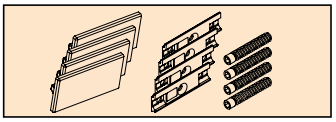

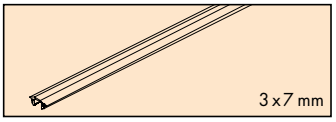

Sonderzubehör/Special accessories/Accessoires spéciaux: 74/75

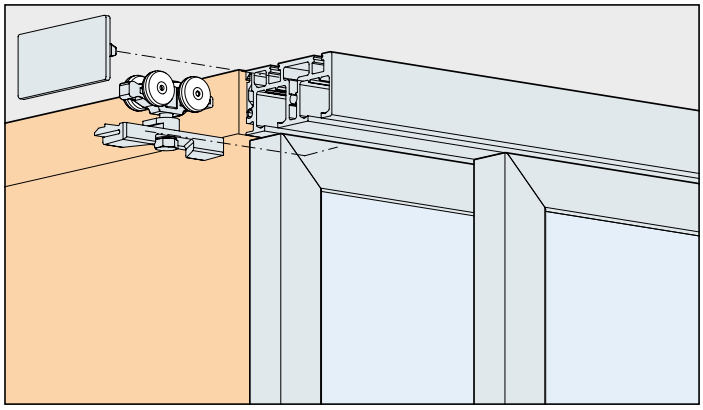

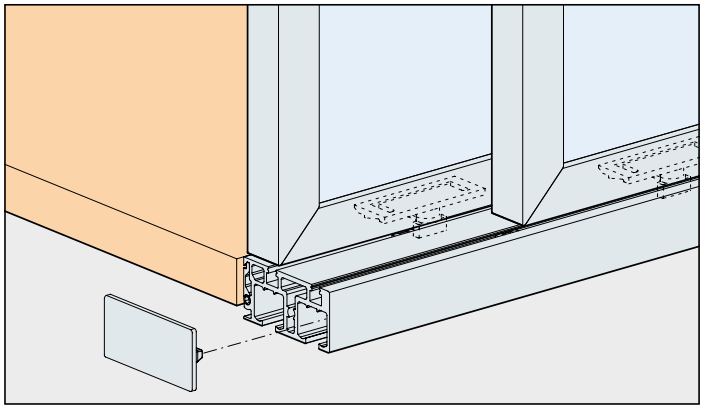

System: Clip-Schiene 25/25 oder 51/25 mm, für 1 oder 2 Alu-Rahmentüren bis 26 kg. Design Alu 20/20 mm – Inslide

System: Clip on track 25/25 or 51/25 mm, for 1 or 2 aluminium framed glass doors up to 26 kg. Design aluminium 20/20 mm – Inslide

Système: Rail fixé par clipsage 25/25 ou 51/25 mm, pour 1 ou 2 portes à cadre en alu jusqu'à 26 kg. Design alu 20/20 mm – Inslide

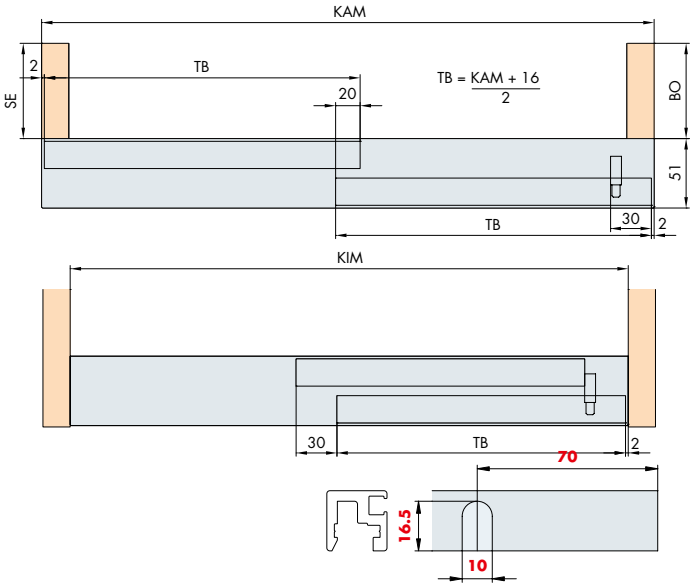

Einbaubeispiele / Mounting examples / Exemples de montage

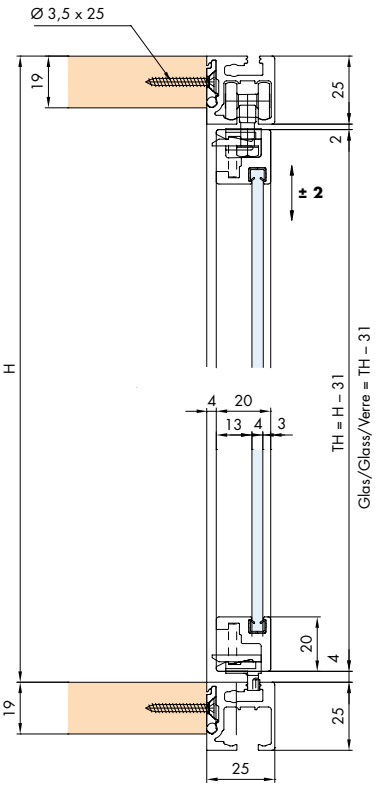

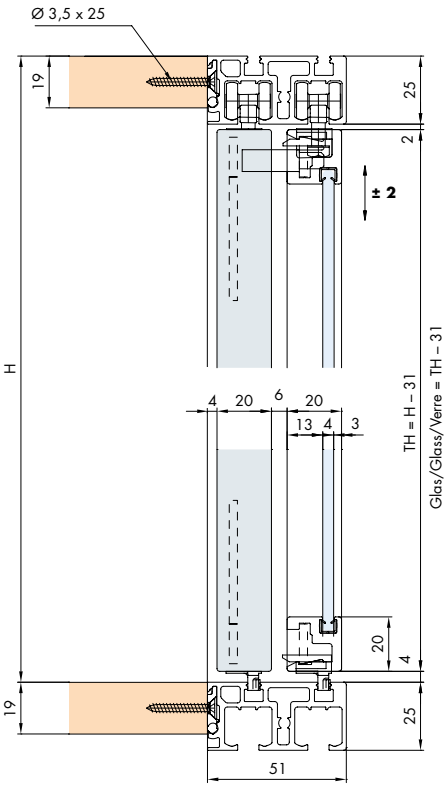

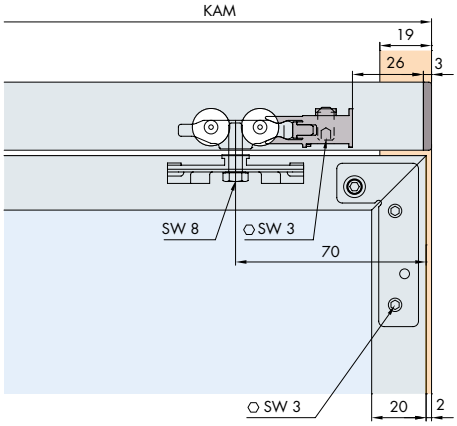

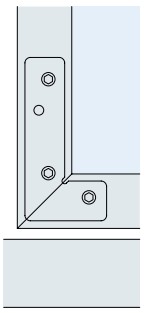

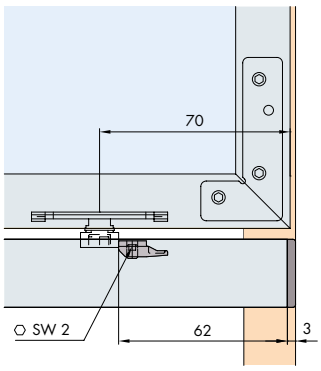

Türbearbeitung = rote Zahlen / Door treatment = red numbers / Traitement de portes = numéros en rouge
Dämpfung optional / Soft closing optional / Amortissement facultativ 62/63
Glasempfehlung / Glass recommendation / Types de verre recommandés 77

Variante/Option/Variante
Befestigung mit Verbindungsbolzen
Fixing with connecting bolt
Fixation par goujon d'assemblage

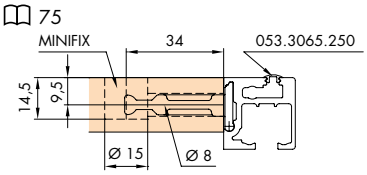

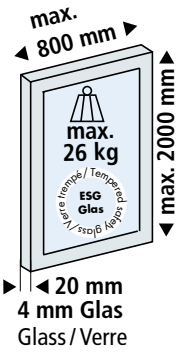

Türgewichte
Door weights
Poids de portes
78

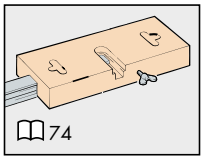



Variante/Option
2 Türen/doors/portes

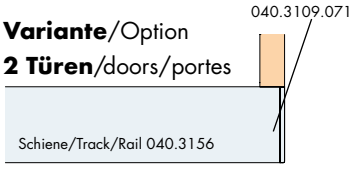

Variante/Option
1 Türe/door/porte

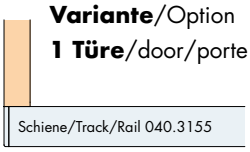

Garnituren / Sets / Garnitures

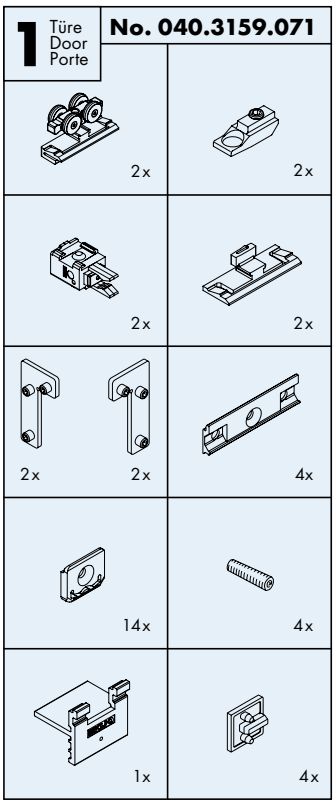

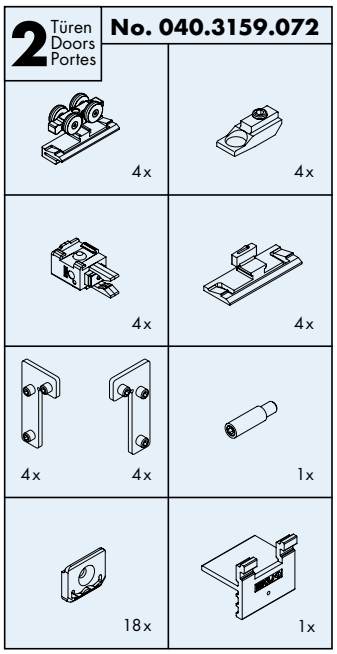

Zubehör / Accessories / Accessoires	Gr. / Size	Art. No. / Cat. No.
Einfachlauf-/Führungsschiene, Alu eloxiert, zum Aufclipsen	2500 mm	040.3155.250
Single running track/guide track, aluminium anodized, to clip on	3500 mm	040.3155.350
Rail de roulement/guidage simple, en alu anodisé, par clipsage	6000 mm	040.3155.600
Doppellauf-/Führungsschiene, Alu eloxiert, zum Aufclipsen	2500 mm	040.3156.250
Dual running track/guide track, aluminium anodized, to clip on	3500 mm	040.3156.350
Rail double de roulement/guidage double, en alu anodisé, par clipsage	6000 mm	040.3156.600
Abdeckkappen-Set, Kunststoff grau, zu 040.3156	1x	040.3109.071
Cover cap Set, plastic grey, for 040.3156		
Jeu de cache, plastique gris, pour 040.3156		
Abdeckprofil, Kunststoff grau, zu 040.3155/3156	2500 mm	053.3065.250
Cover profile, plastic grey, for 040.3155/3156		
Profilé cache, plastique gris, pour 040.3155/3156		
Glas-Rahmenprofil, Alu eloxiert	2500 mm	040.3045.250
Glass frame profile, aluminium anodized	3500 mm	040.3045.350
Profil de cadre à verre, en alu anodisé	6000 mm	040.3045.600
Dichtungsprofil, Kunststoff grau	2500 mm	040.3061.250
Sealing profile, plastic grey		
Profil d'étanchéité, plastique gris		

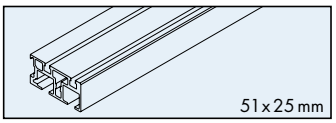

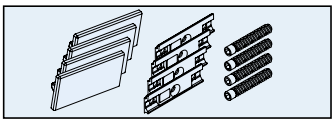

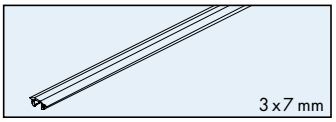

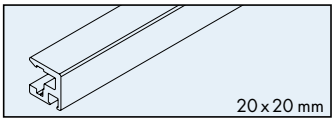

Sonderzubehör / Special accessories / Accessoires spéciaux: 74/75

Hawa Creation

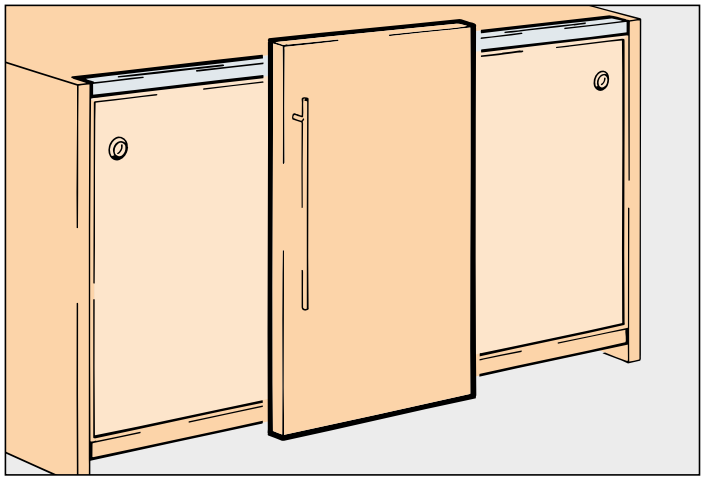

Designvarianten in Holz
Design options in wood
Variantes de design en bois

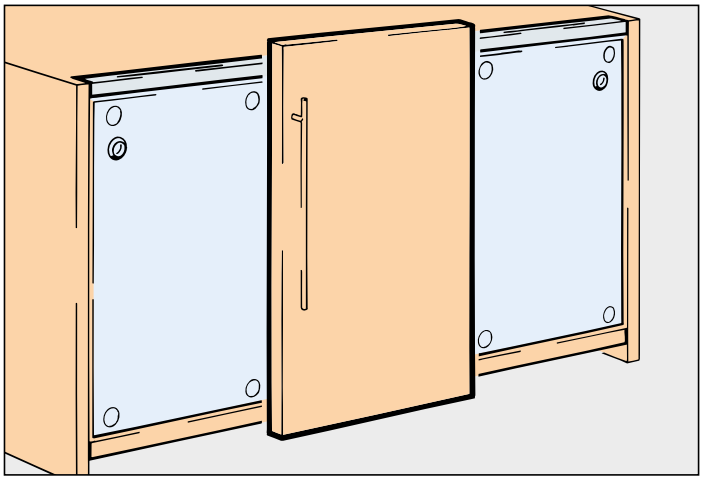

Designvarianten in Holz/Glas
Design options in wood/glass
Variantes de design en bois/verre

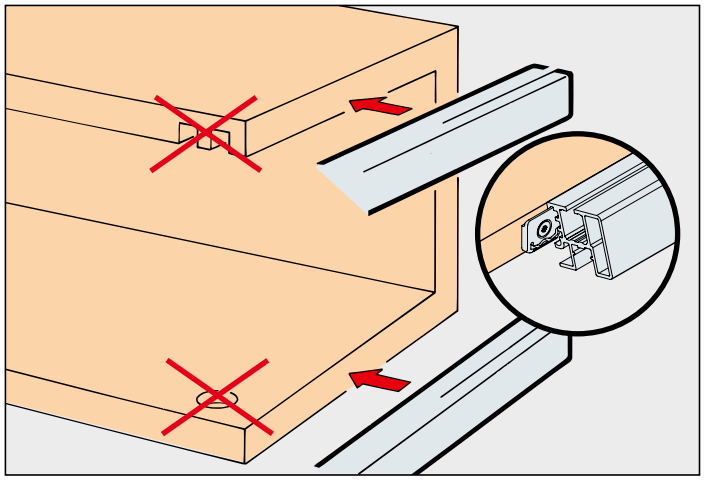

Einfache Montage – Keine Korpusbearbeitung, Lauf- und Führungsschiene zum Aufclipsen.
Easy to assemble – No cabinet modifications required, comes with clip-on running and guide track.
Simplicité du montage – Aucun usinage sur le corps, rails de roulement et de guidage à clipser.

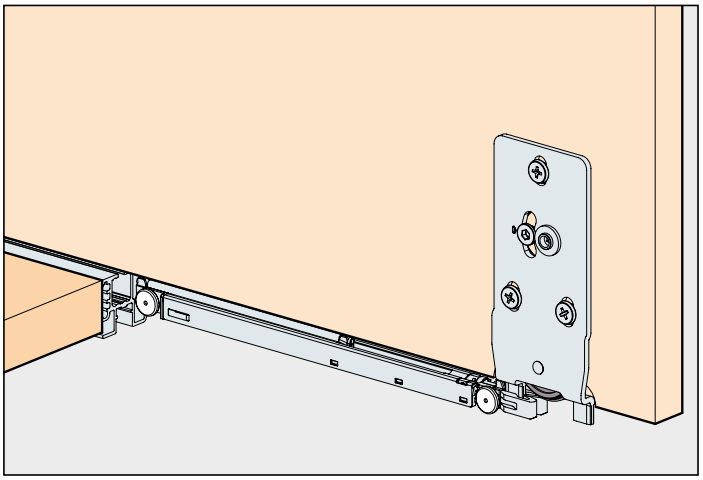

Hoher Schiebekomfort – Optimale Laufeigenschaften und in die Laufschiene integrierte Dämpfung.
High degree of sliding comfort – Optimum running characteristics and soft closing system integrated in the running track.
Confort de coulissement élevé – Propriétés de roulement optimales et amortissement intégré au rail de roulement.

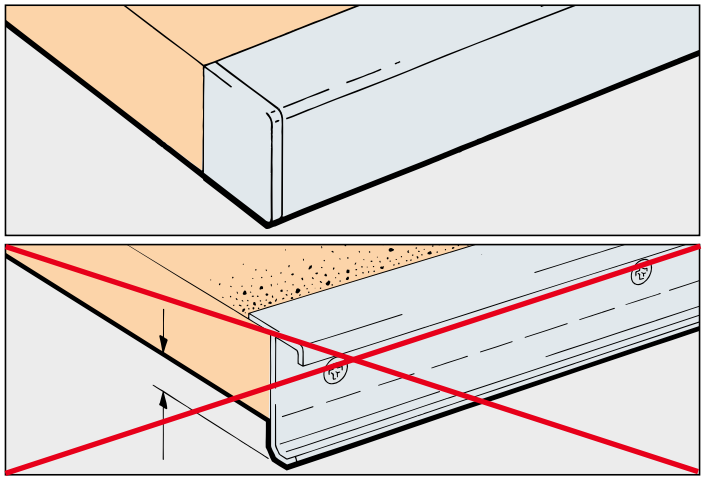

Elegantes Design – Keine Schrauben sichtbar
Elegant track design – No visible screws
Design élégant – Aucune vis visible

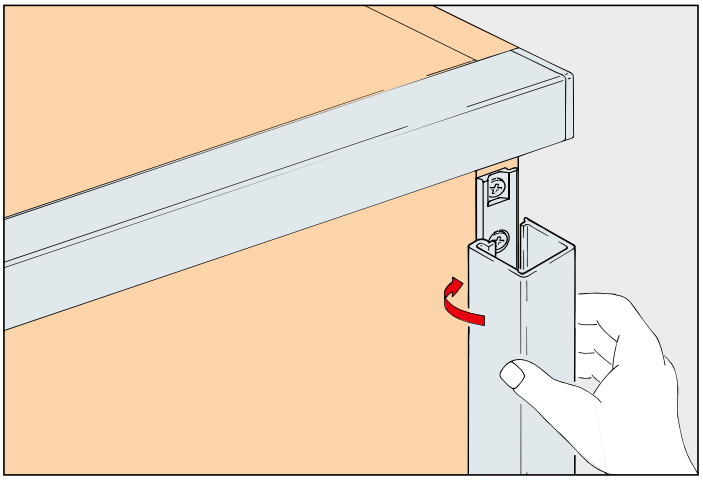

Rahmencharakter durch seitliches Clip-Profil
Creating frame-like construction with the lateral clip profile
Profil latéral à clipsage pour créer le cadre

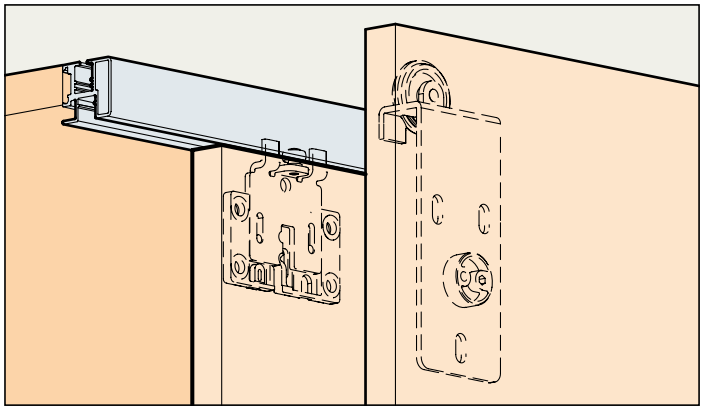

System: Clip-Schiene 31/28 mm für Holztüren bis 25 kg. Designmix Inslide-Forslide

System: Clip-on track 31/28 mm for wooden doors up to 25 kg. Design-mix Inslide-Forslide

Système: Rail à clipser 31/28 mm pour portes en bois jusqu'à 25 kg. Design mixte Inslide-Forslide

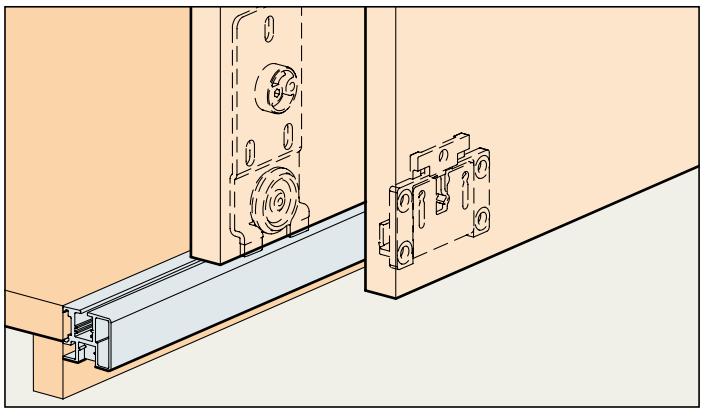

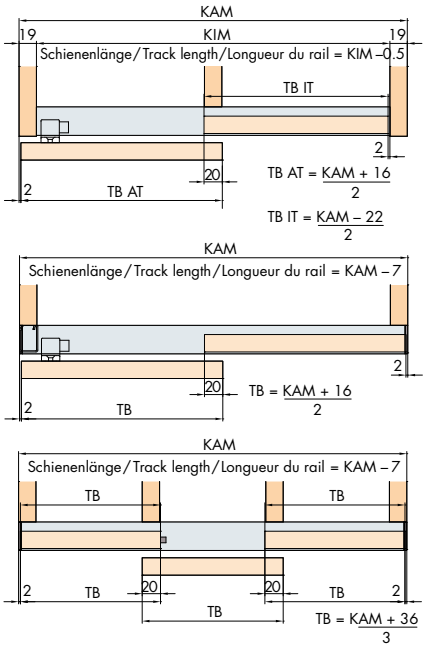

Einbaubeispiele / Mounting examples / Exemples de montage

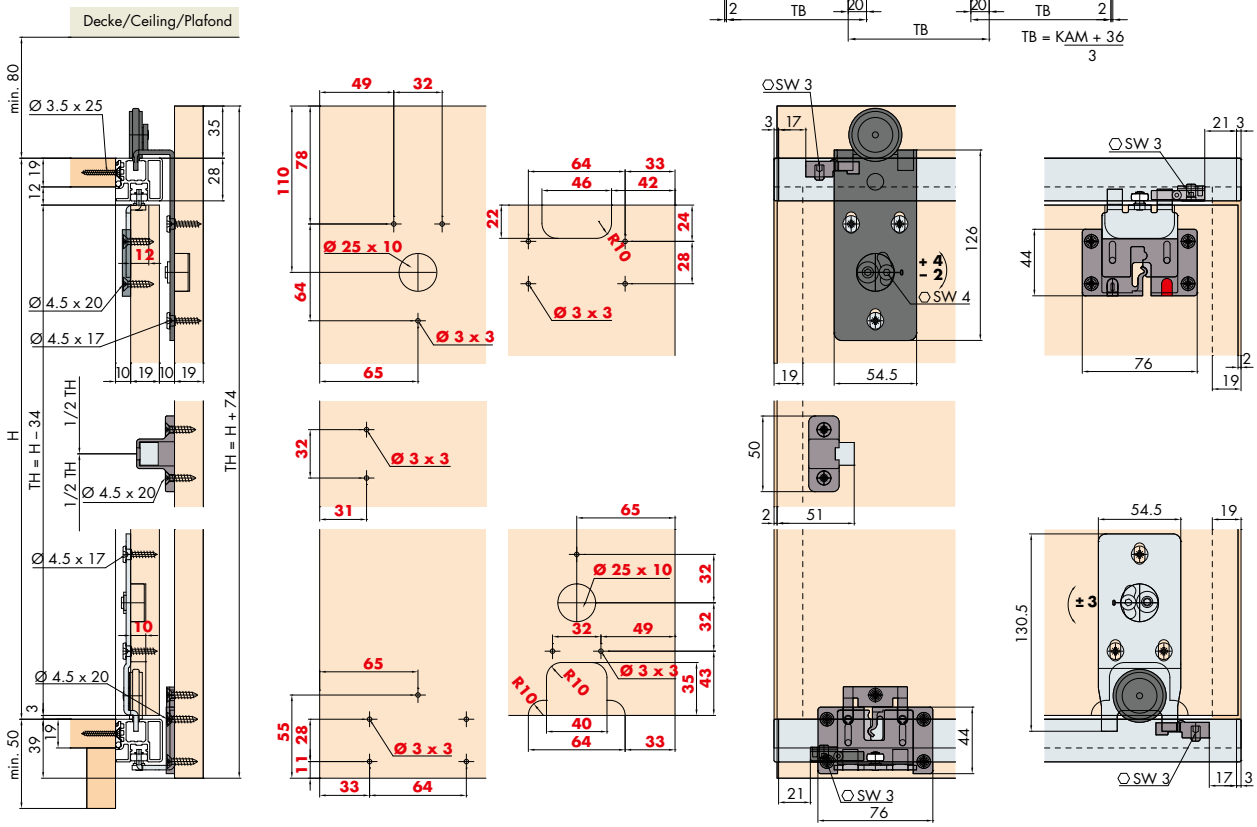

Türbearbeitung = rote Zahlen / Door treatment = red numbers / Traitement de portes = numéros en rouge

Dämpfung optional / Soft closing optional / Amortissement facultativ 58/59

Variante/Option/Variante

Befestigung mit Verbindungsbolzen

Fixing with connecting bolt

Fixation avec goujon d'assemblage

75

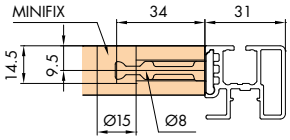

Türgewichte
Door weights
Poids de portes
78

Garnituren/Sets/Garnitures

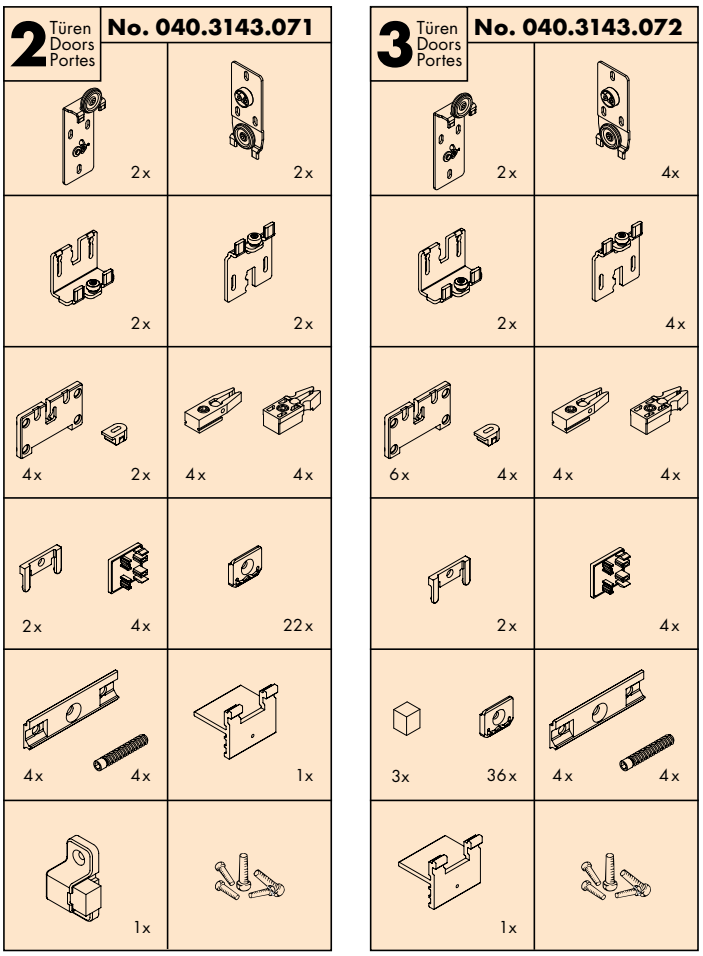

Zubehör/Accessories/Accessoires	Gr./Size	Art. No./Cat. No.
Lauf- und Führungsschiene, Alu eloxiert, zum Aufclipsen	2500 mm	040.3119.250
Running and guide track, aluminium anodized, to clip on	3500 mm	040.3119.350
Rail de roulement et de guidage, en alu anodisé, par clipsage	6000 mm	040.3119.600
Vertikalprofil, Alu eloxiert, seitlich zum Aufclipsen	2500 mm	040.3064.250
Vertical profile, aluminium anodized, to clip on laterally	3500 mm	040.3064.350
Profil vertical, en alu anodisé, à clipser latéralement	6000 mm	040.3064.600
Sicherheitsclip, Druckguss grau, zu 040.3064 (alle 400 mm)	4x	040.3090.051
Safety clip, die-cast grey, for 040.3064 (every 400 mm)		
Clip de sécurité, moulé sous pression gris, pour 040.3064 (tous les 400 mm)		

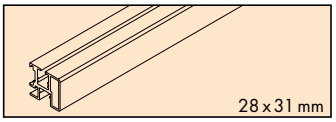

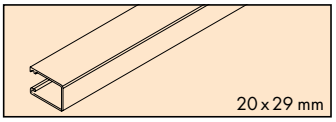

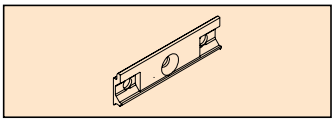

Sonderzubehör/Special accessories/Accessoires spéciaux: 74/75

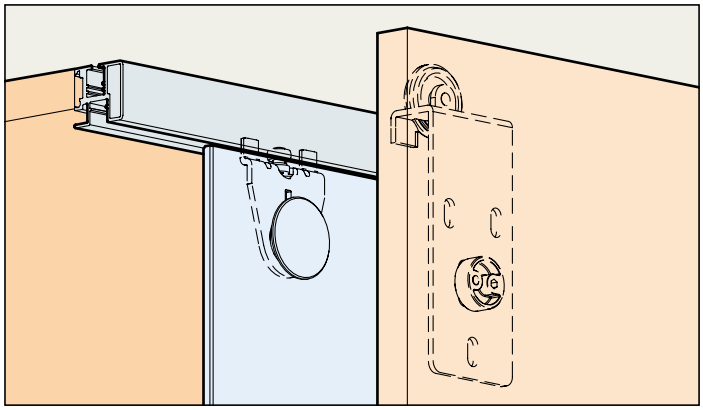

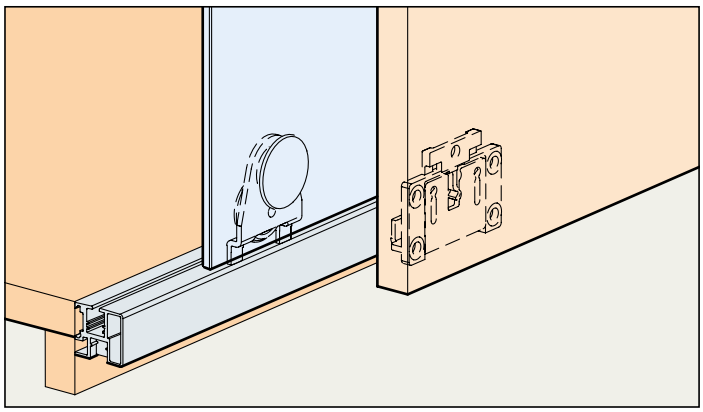

System: Clip-Schiene 31/28 mm für Holz- und Glastüren bis 25 kg. Designmix Inslide-Forslide

System: Clip-on track 31/28 mm
for wooden and glass doors up to 25 kg.
Design-mix Inslide-Forslide

Système: Rail à clipser 31/28 mm
pour portes en bois et en verre jusqu'à 25 kg.
Design mixte Inslide-Forslide

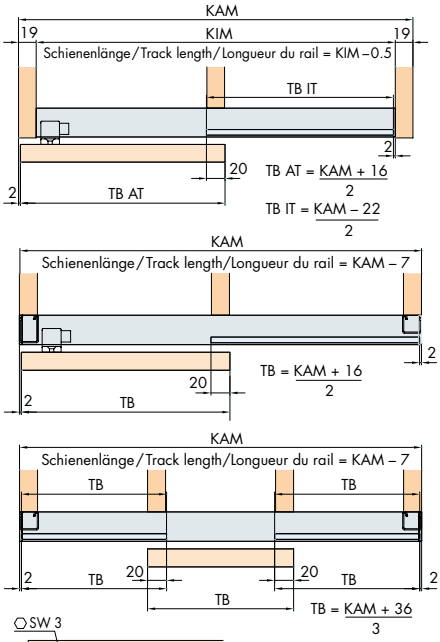

Einbaubeispiele / Mounting examples / Exemples de montage

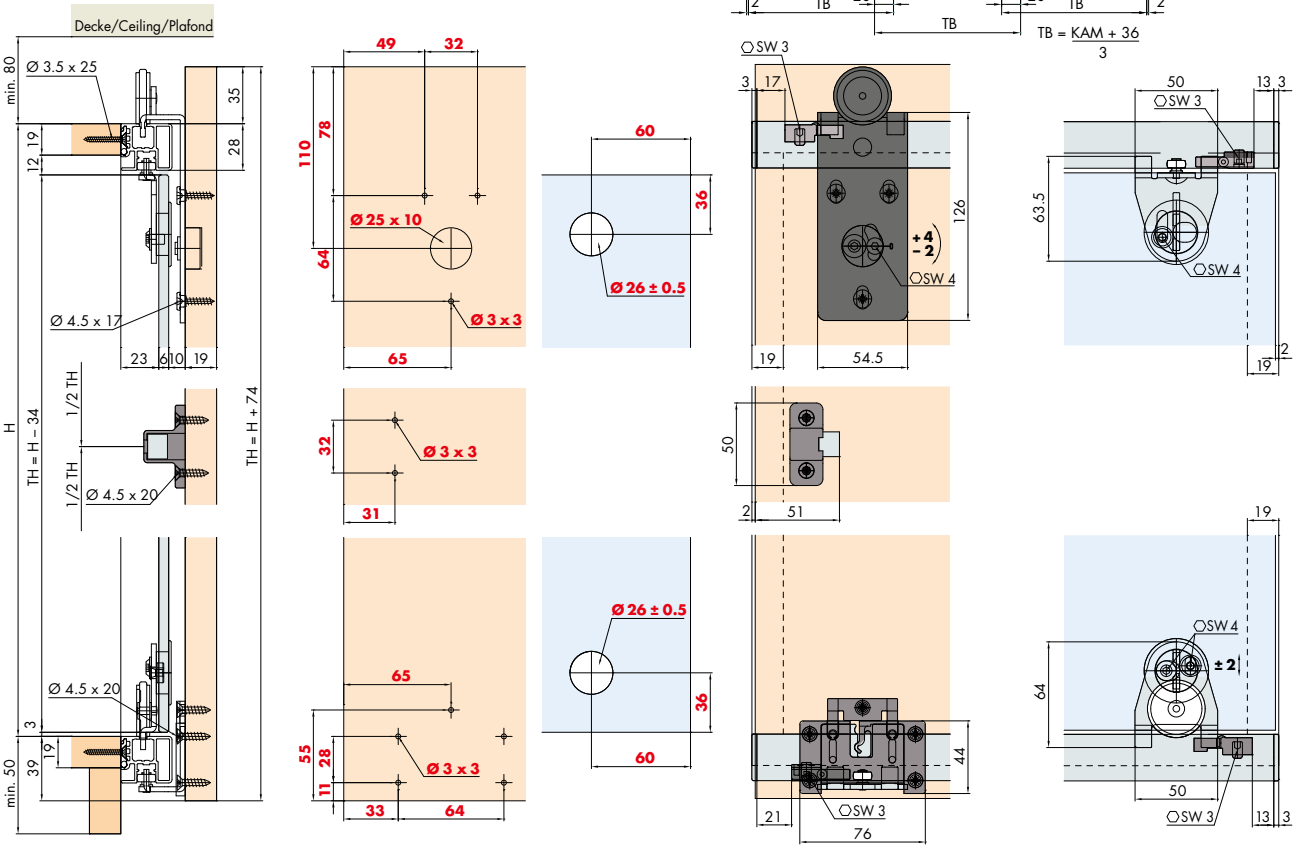

Türbearbeitung = rote Zahlen / Door treatment = red numbers / Traitement de portes = numéros en rouge

Dämpfung optional / Soft closing optional / Amortissement facultativ 58/59

Glasempfehlung / Glass recommendation / Types de verre recommandés 77

Wichtig/Important/Important

Beschlag einsetzbar mit ESG Floatglas, ESG Satinato, ESG mit keramischem Siebdruck, Doppelspiegel oder VSG Gläser.
(ESG = Einscheibensicherheitsglas / VSG = Verbundsicherheitsglas)

Fitting can be used in combination with ESG float glass, ESG satinato glass, ESG with ceramic screen printing, double mirror or laminated glass.
(ESG = tempered safety glass)

Ferrure utilisable avec vitre flottée de sécurité ESG, vitre de sécurité ESG Satinato, vitre de sécurité ESG avec sérigraphie céramique, miroir double ou vitres feuilletées.

Klebestoff-Empfehlungen:
Recommended adhesive
Colle recommandée
• **PENLOC TYP GTI** / GZH
74

Klebelehre
Template for glue fixing
Gabarit de collage
74

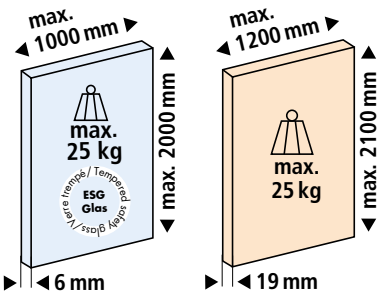

Türgewichte
Door weights
Poids de portes
78

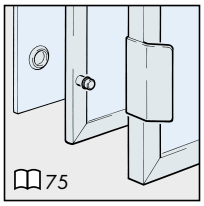

Garnituren / Sets / Garnitures

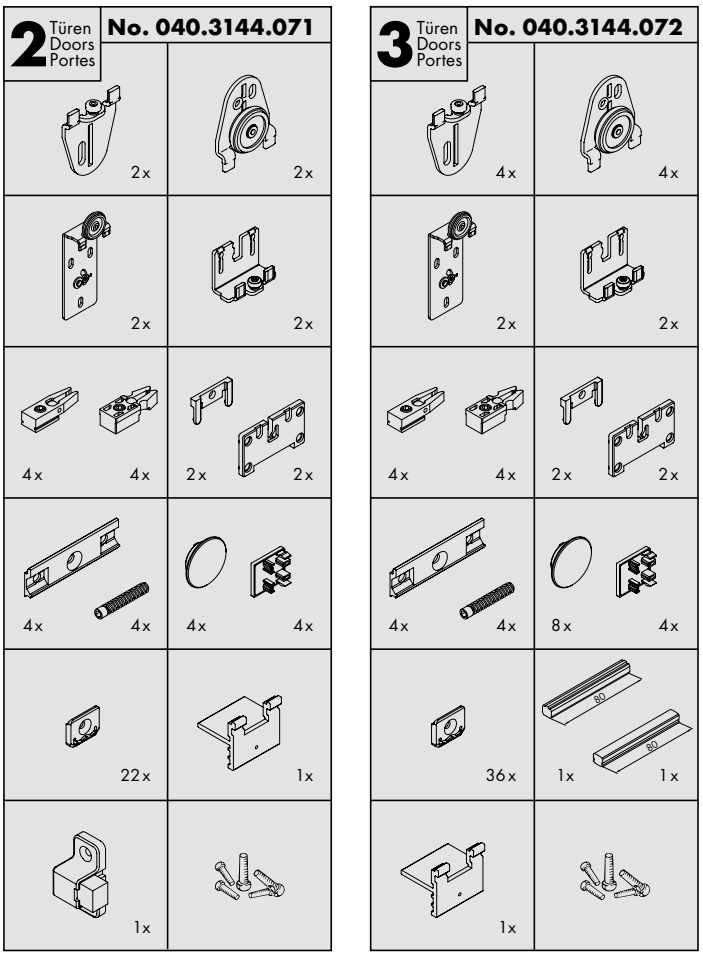

Zubehör / Accessories / Accessoires	Gr. / Size	Art. No. / Cat. No.
Lauf- und Führungsschiene, Alu eloxiert, zum Aufclipsen	2500 mm	040.3119.250
Running and track guide, aluminium anodized, to clip on	3500 mm	040.3119.350
Rail de roulement et de guidage, en alu anodisé, par clipsage	6000 mm	040.3119.600
Vertikalprofil, Alu eloxiert, zum seitlich Aufclipsen	2500 mm	040.3040.250
Vertical profile, aluminium anodized, to clip on laterally	3500 mm	040.3040.350
Profil vertical, en alu anodisé, par clipsage latéral	6000 mm	040.3040.600
Vertikalprofil, Alu eloxiert, seitlich zum Aufclipsen	2500 mm	040.3064.250
Vertical profile, aluminium anodized, to clip on laterally	3500 mm	040.3064.350
Profil vertical, en alu anodisé, par clipsage latéral	6000 mm	040.3064.600
Sicherheitsclip, Druckguss grau, zu 040.3064/3040 (alle 400 mm)	4x	040.3090.051
Safety clip, die-cast grey, for 040.3064/3040 (every 400 mm)		
Clip de sécurité, moulé sous pression, gris, pour 040.3064/3040 (tous les 400 mm)		

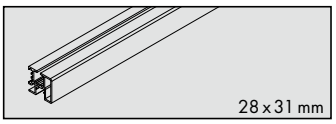

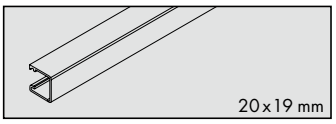

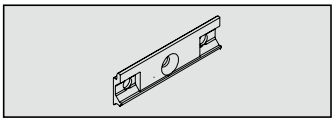

Sonderzubehör / Special accessories / Accessoires spéciaux: 74/75

Hawa Frontal

Hawa Frontal GR 40 22 FS

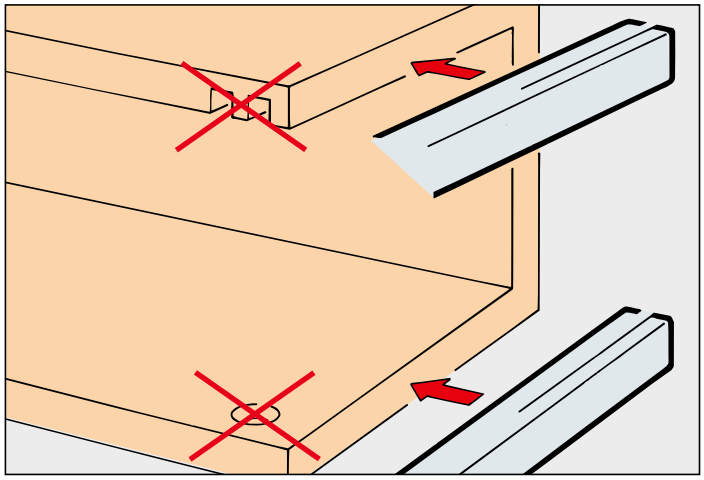

Keine Korpusbearbeitung – Nachträglich adaptierbar
No machining on carcase – Can be adapted later
Pas d'usinage du corps – S'adapte ultérieurement

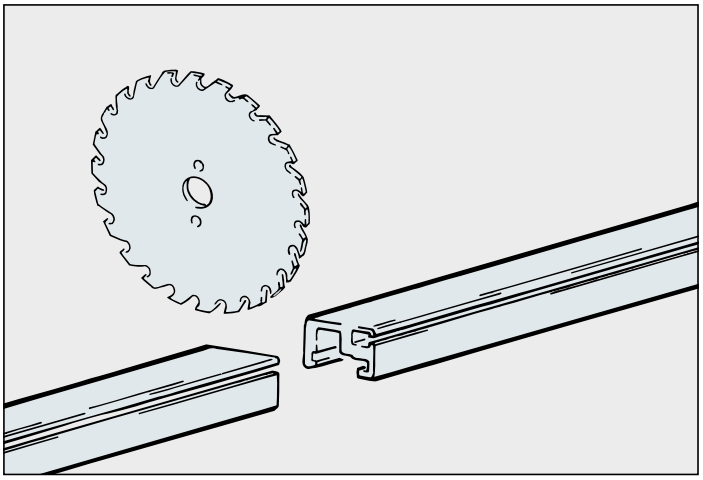

Einfache Konfektion der Alu-Rahmentüre
Simple customizing of the aluminium framed door
Confection simple de la porte à cadre en alu

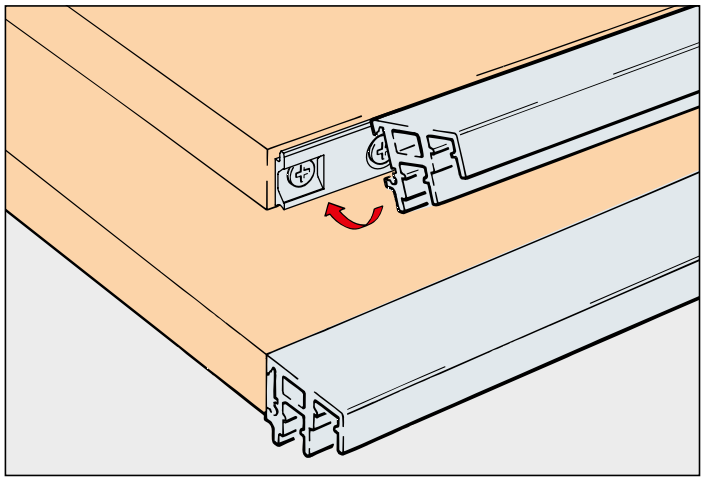

Führungsschienen mit Clip-Technik am Tablar befestigt
Track fastened with clip-on profile to the shelf
Rails de guidage fixés par clipsage sur le chant de l'étagère

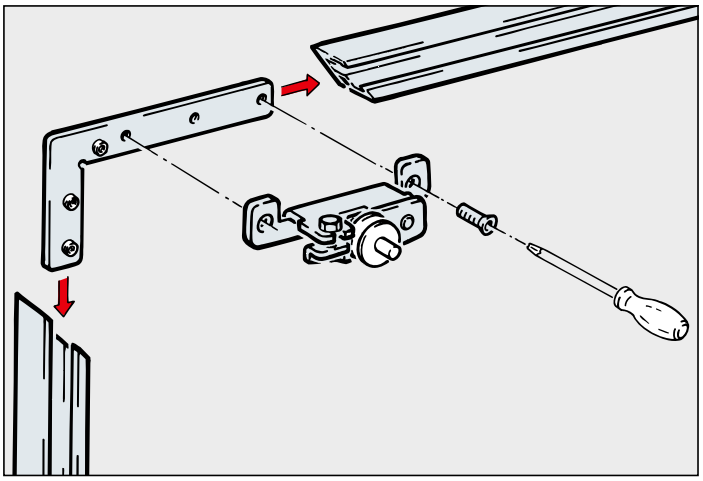

Mit Eckverbindern verschrauben und Beschläge montieren
Screw fixing with corner connector and mounting of fittings
Visser à l'aide des raccords d'angle et monter les ferrures

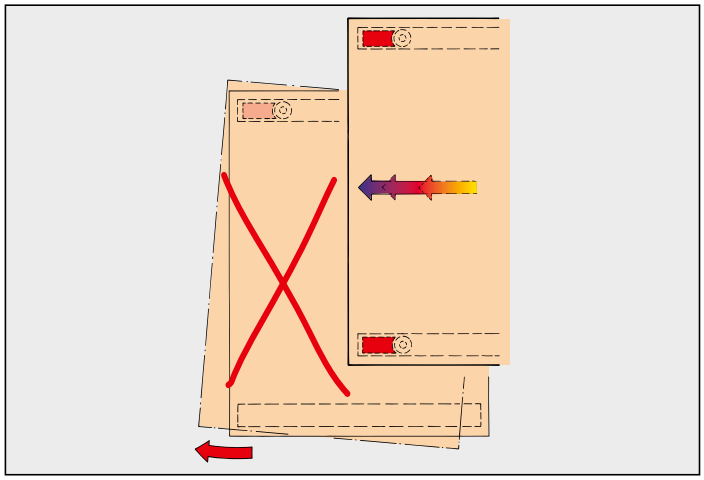

Hohe Sicherheit dank 4-Punkt-Führung und -Stoppung
Extremely safe due to 4 point guidance and stop system
Sécurité élevée grâce au guidage et arrêt à 4 points

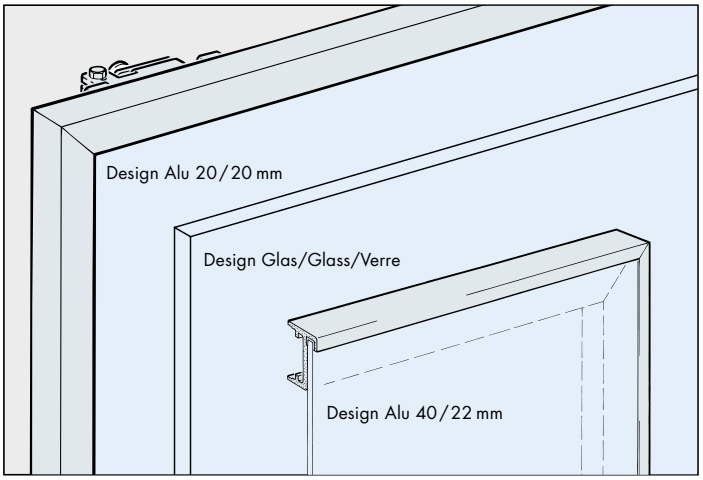

Elegantes Design
Elegant design
Design élégant

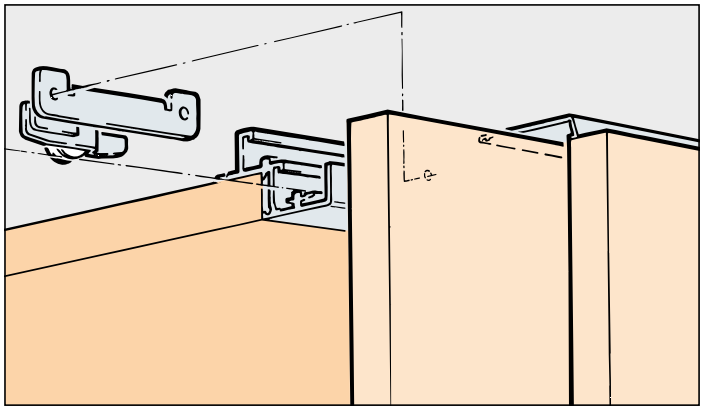

System: Schienen (Clipen/Schrauben), für 2 oder 3 Holztüren bis 25 kg. Design Forslide

System: Tracks (clip on/screw on), for 2 or 3 wooden doors up to 25 kg. Design Forslide

Système: Rails (fixé par clipsage/à visser), pour 2 ou 3 portes en bois jusqu'à 25 kg. Design Forslide

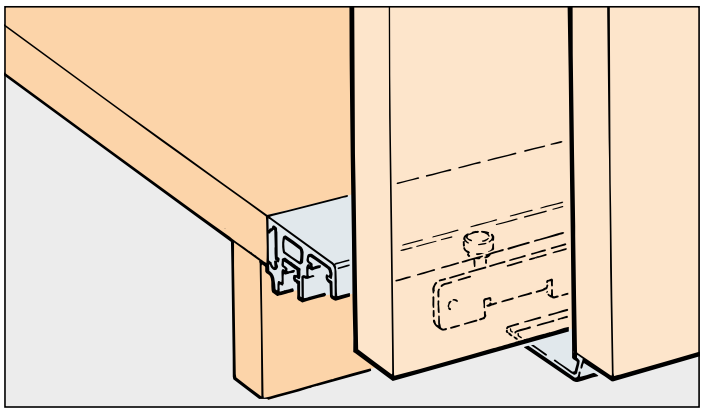

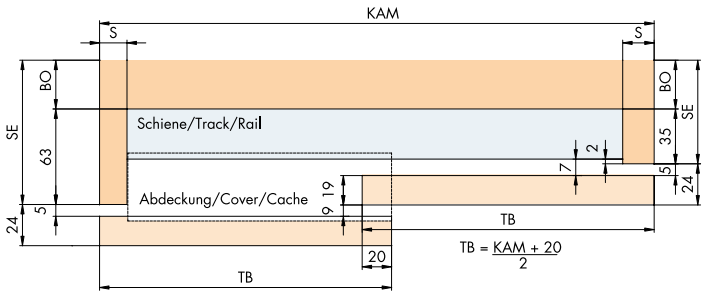

Einbaubeispiele / Mounting examples / Exemples de montage

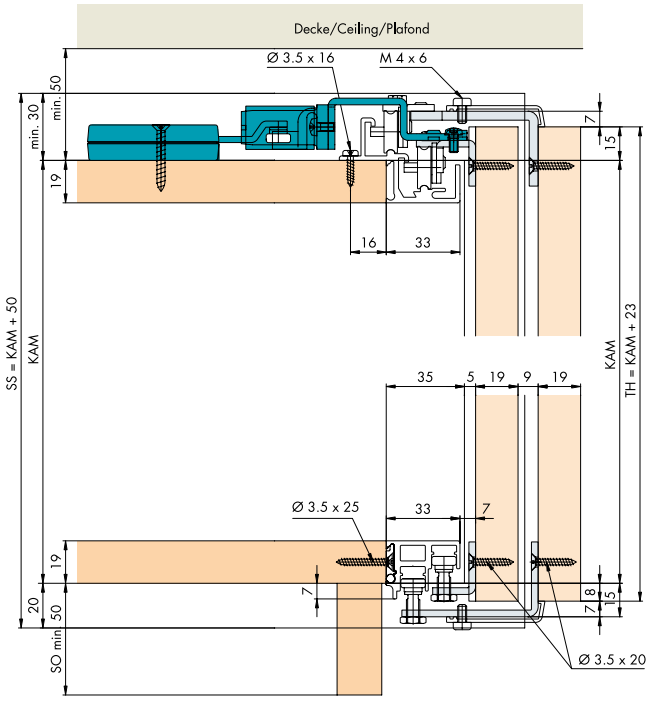

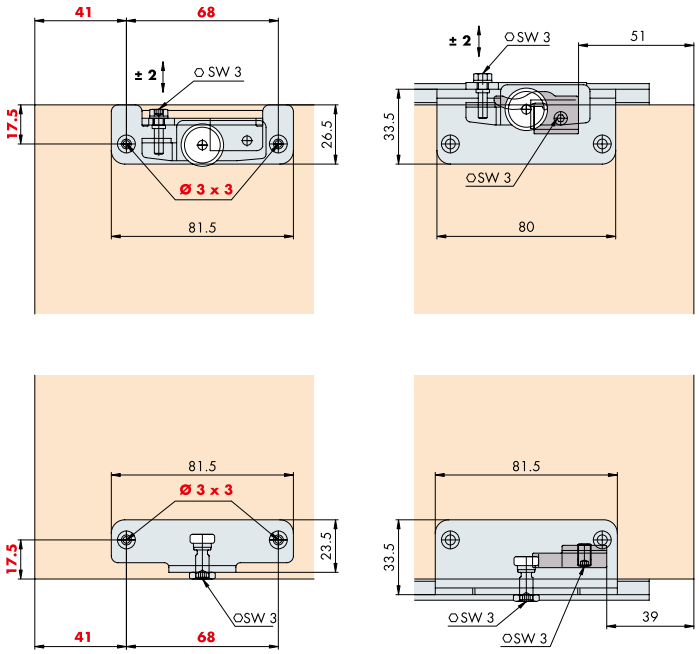

Türbearbeitung = rote Zahlen / Door treatment = red numbers / Traitement de portes = numéros en rouge

Dämpfung optional / Soft closing optional / Amortissement facultativ 64/65

Variante / Option / Variante

Befestigung mit Verbindungsbolzen

Fixing with connecting bolt

Fixation avec goujon d'assemblage

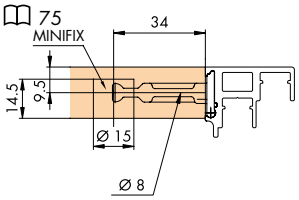

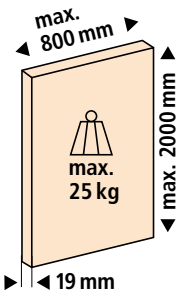

Türgewichte
Door weights
Poids de portes
78

Garnituren / Sets / Garnitures

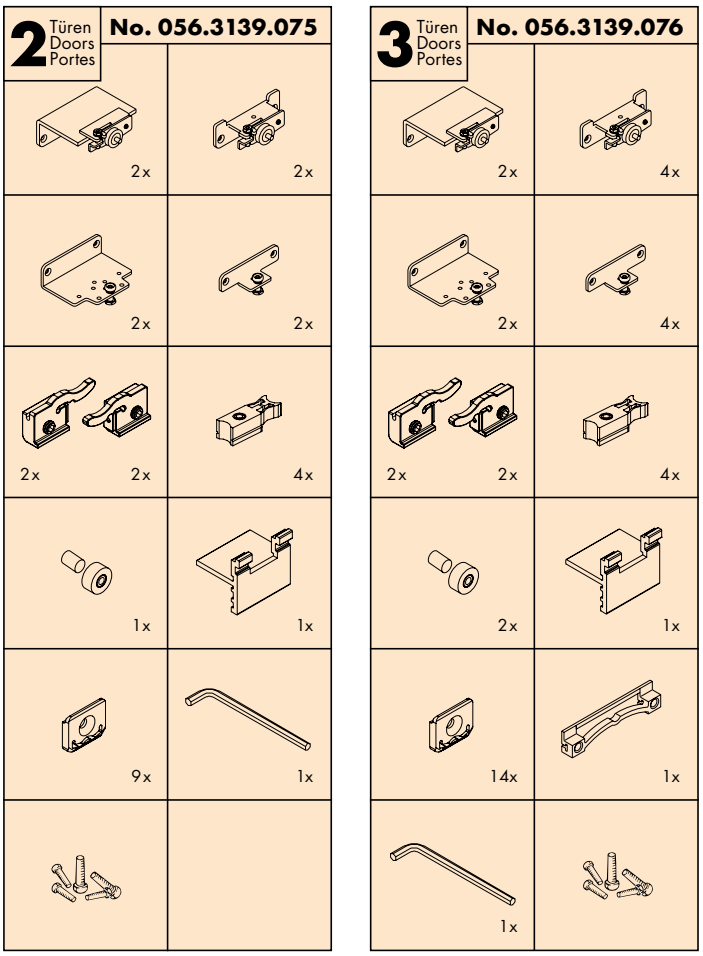

Zubehör / Accessories / Accessoires	Gr. / Size	Art. No. / Cat. No.
Doppellaufschiene, Alu eloxiert, gelocht	2500 mm	056.3124.250
Dual running track, aluminium anodized, pre-drilled	3500 mm	056.3124.350
Rail de roulement double, en alu anodisé, perforé	6000 mm	056.3124.600
Doppelführungsschiene, Alu eloxiert, zum Aufclipsen	2500 mm	056.3123.250
Dual guide track, aluminium anodized, to clip on	3500 mm	056.3123.350
Rail de guidage double, en alu anodisé, par clipsage	6000 mm	056.3123.600
Abdeckprofil, Alu eloxiert, oben/unten	2500 mm	056.3122.250
Cover profile, aluminium anodized, top / bottom	6000 mm	056.3122.600
Profil de recouvrement, en alu anodisé, en haut / bas		

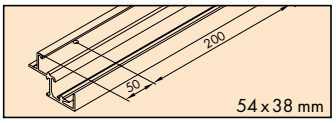

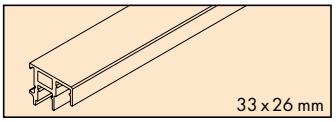

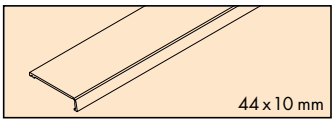

Sonderzubehör / Special accessories / Accessoires spéciaux: 74/75

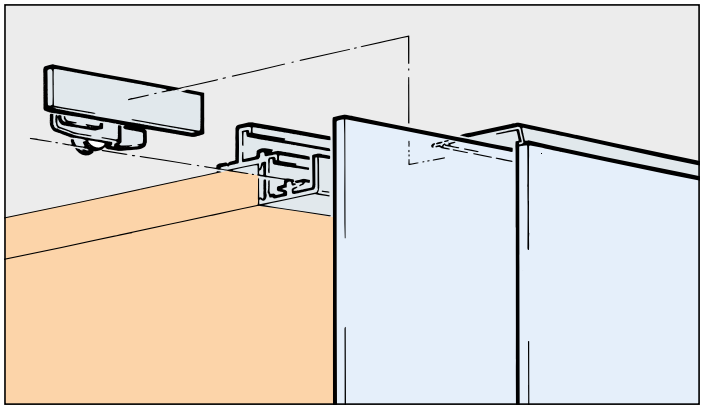

System: Schienen (Clipen / Schrauben), für 2 oder 3 Glastüren bis 25 kg. Design Ganzglas – Forslide

System: Tracks (clip on / screw on), for 2 or 3 glass doors up to 25 kg. Design all glass – Forslide

Système: Rails (fixé par clipsage / à visser), pour 2 ou 3 portes en verre jusqu'à 25 kg. Design tout en verre – Forslide

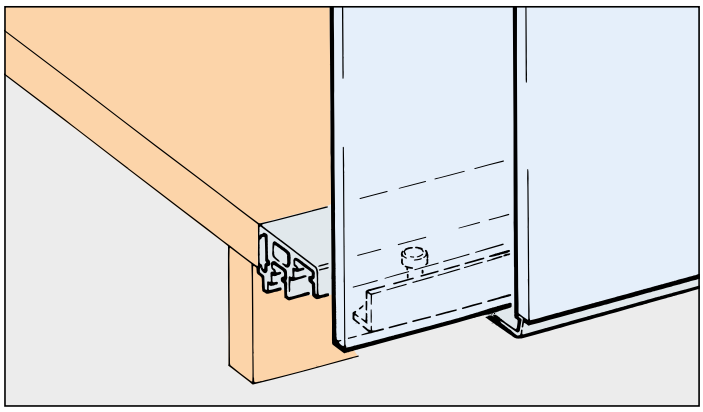

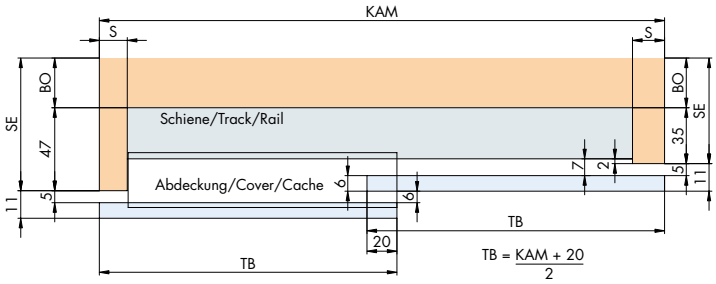

Einbaubeispiele / Mounting examples / Exemples de montage

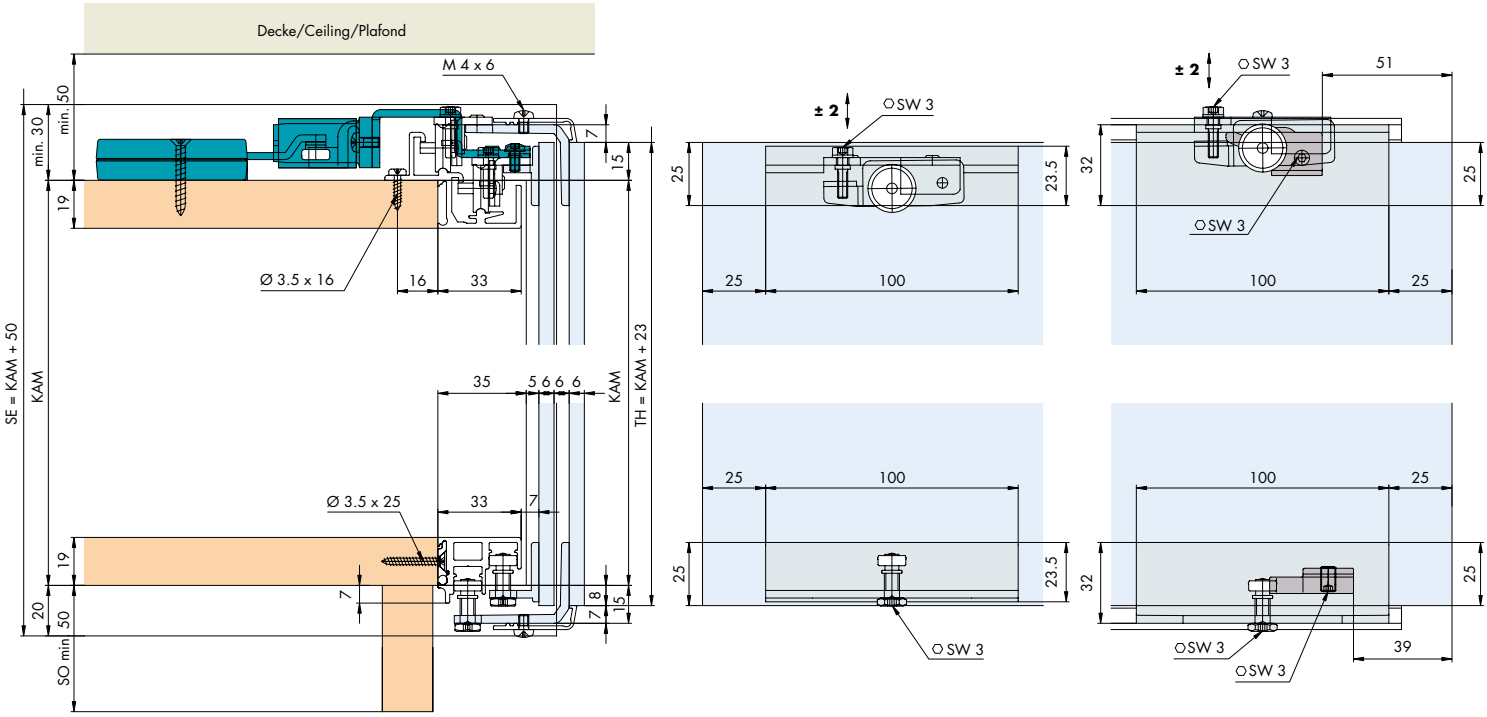

Dämpfung optional / Soft closing optional / Amortissement facultativ 64/65

Glasempfehlung / Glass recommendation / Types de verre recommandés 77

Wichtig/Important/Important

Bei Ganzglasschiebetüren ist auf absolute Planität zu achten. Bei doppelflügligen Anlagen sollten die Gläser bei der Glas-Produktion paarweise vorgespannt werden.

With all-glass doors accurate planity must be assured. With double door systems, at the glass production, the glass doors ought to be tempered in pairs.

Veiller à ce que les portes coulissantes entièrement en verre soient parfaitement planes. Sur les systèmes à double vantail, lors de la production du verre les vantaux devraient être précontraints par paire.

Beschlag einsetzbar mit ESG Floatglas, ESG Satinato, ESG mit keramischem Siebdruck, Doppelspiegel oder VSG Gläser. (ESG = Einscheibensicherheitsglas / VSG = Verbundsicherheitsglas)

Fitting can be used in combination with ESG float glass, ESG satinato glass, ESG with ceramic screen printing, double mirror or laminated glass. (ESG = tempered safety glass)

Ferrure utilisable avec vitre flottée de sécurité ESG, vitre de sécurité ESG Satinato, vitre de sécurité ESG avec sérigraphie céramique, miroir double ou vitres feuilletées.

Klebestoff-Empfehlungen:
Recommended adhesive
Colle recommandée
• **PENLOC TYP GTI / GZH**

📖 74

6 mm Glas
Glass / Verre

Türgewichte
Door weights
Poids de portes
📖 78

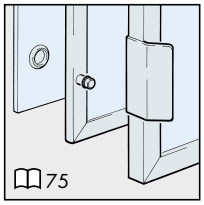
📖 75

Garnituren / Sets / Garnitures

2 Türen Doors Portes — **No. 056.3153.071**

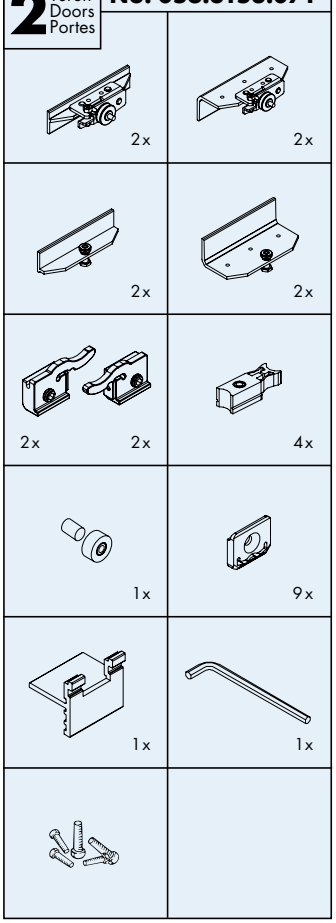

3 Türen Doors Portes — **No. 056.3153.072**

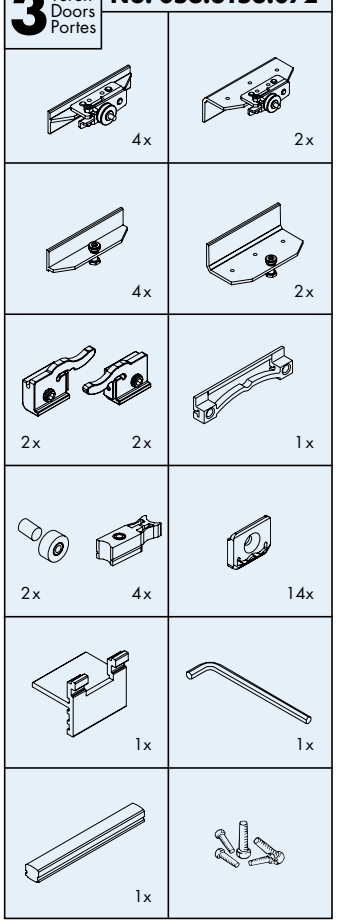

Variante/Option/Variante

Befestigung mit Verbindungsbolzen

Fixing with connecting bolt

Fixation avec goujon d'assemblage

📖 75

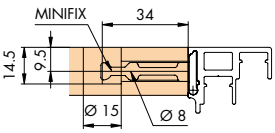

Zubehör / Accessories / Accessoires

	Gr. / Size	Art. No. / Cat. No.
Doppellaufschiene, Alu eloxiert, gelocht	2500 mm	056.3124.250
Dual running track, aluminium anodized, pre-drilled	3500 mm	056.3124.350
Rail de roulement double, en alu anodisé, perforé	6000 mm	056.3124.600
Doppelführungsschiene, Alu eloxiert, zum Aufclipsen	2500 mm	056.3123.250
Dual guide track, aluminium anodized, to clip on	3500 mm	056.3123.350
Rail de guidage double, en alu anodisé, par clipsage	6000 mm	056.3123.600
Abdeckprofil, Alu eloxiert, oben / unten	2500 mm	056.3146.250
Cover profile, aluminium anodized, top / bottom	6000 mm	056.3146.600
Profil de recouvrement, en alu anodisé, haut / bas		

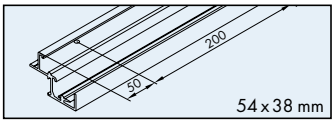

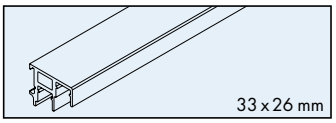

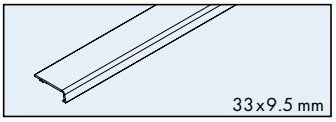

Sonderzubehör / Special accessories / Accessoires spéciaux: 📖 74/75

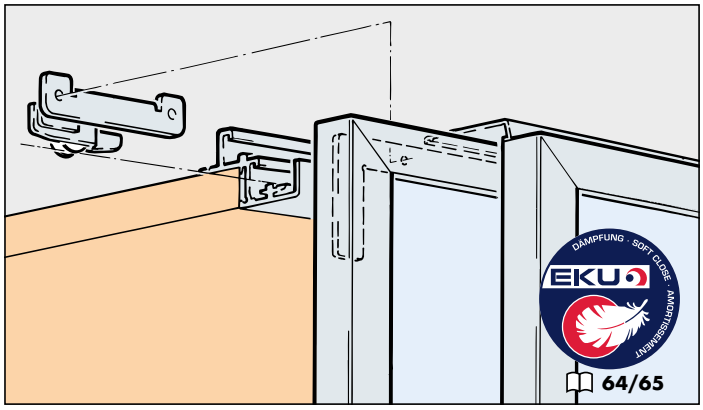

System: Schienen (Clipen/Schrauben), für 2 oder 3 Alu-Rahmentüren bis 25 kg. Design Alu 20/20 mm – Forslide

System: Tracks (clip on/screw on), for 2 or 3 aluminium framed doors up to 25 kg. Design aluminium 20/20 mm – Forslide

Système: Rails (fixé par clipsage/à visser), pour 2 ou 3 portes à cadre en alu jusqu'à 25 kg. Design alu 20/20 mm – Forslide

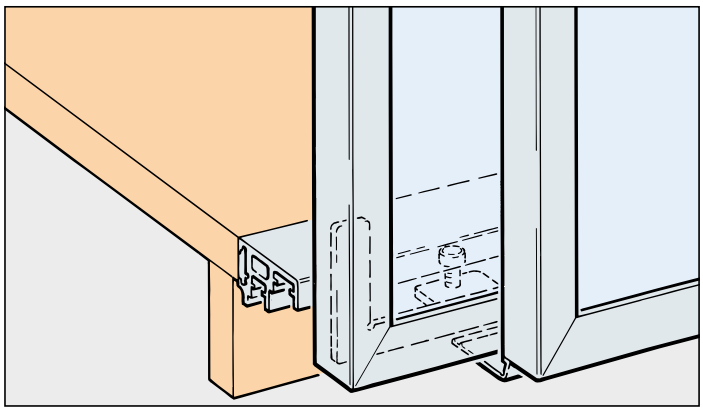

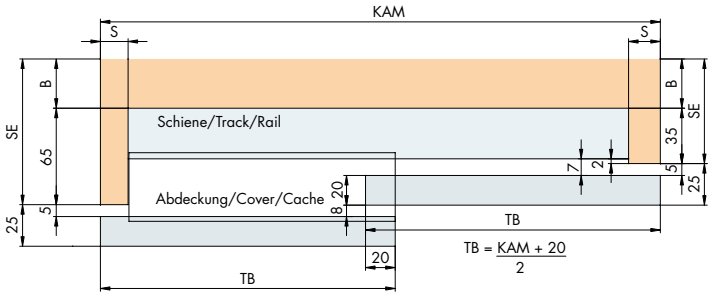

Einbaubeispiele / Mounting examples / Exemples de montage

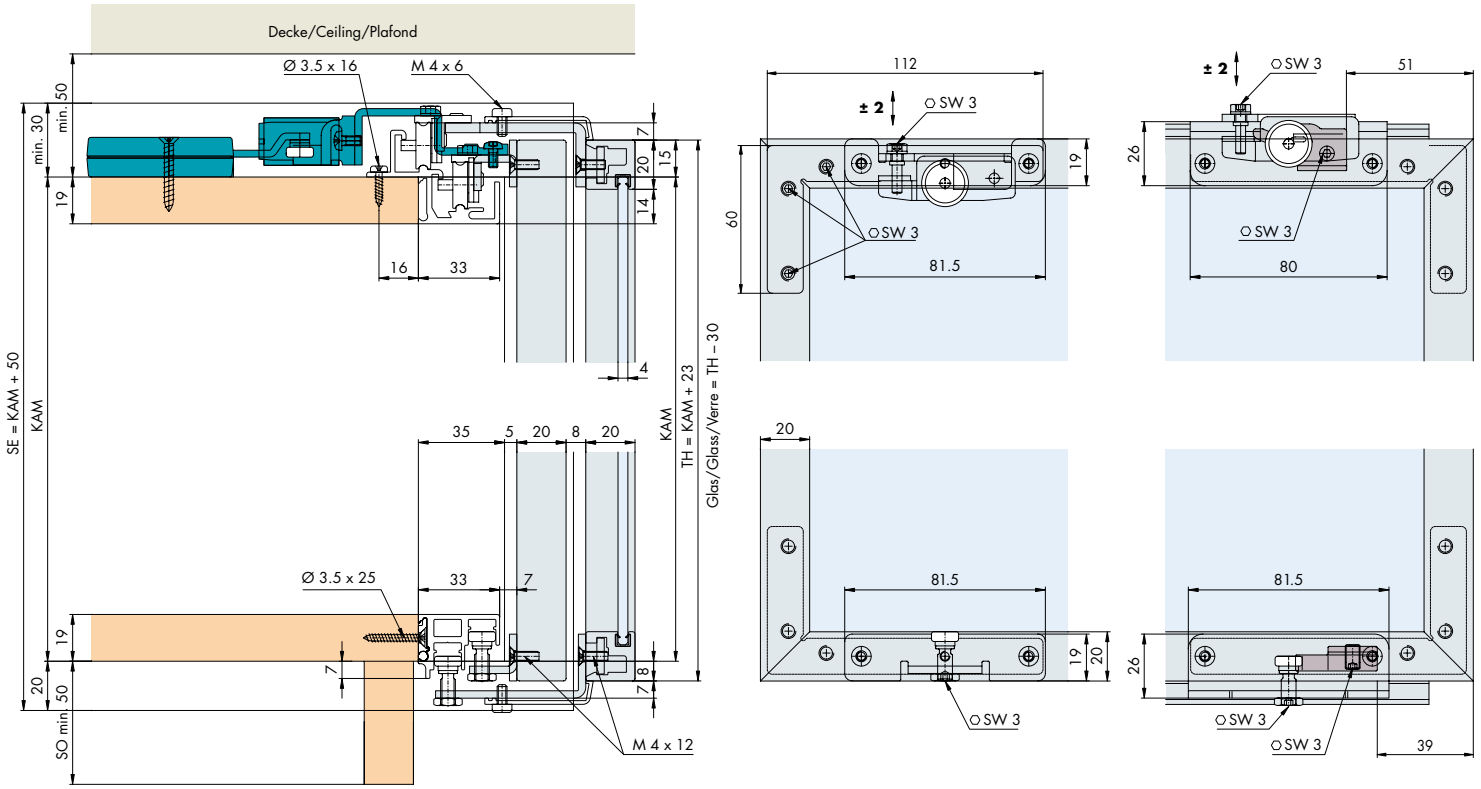

Dämpfung optional / Soft closing optional / Amortissement facultativ 64/65

Glasempfehlung / Glass recommendation / Types de verre recommandés 77

Variante/Option/Variante

Befestigung mit Verbindungsbolzen

Fixing with connecting bolt

Fixation avec goujon d'assemblage

75

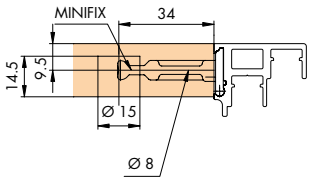

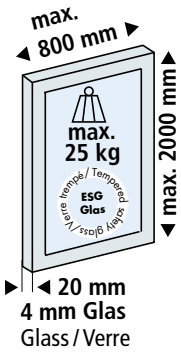

Türgewichte
Door weights
Poids de portes
78

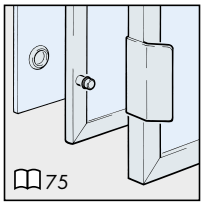

Garnituren/Sets/Garnitures

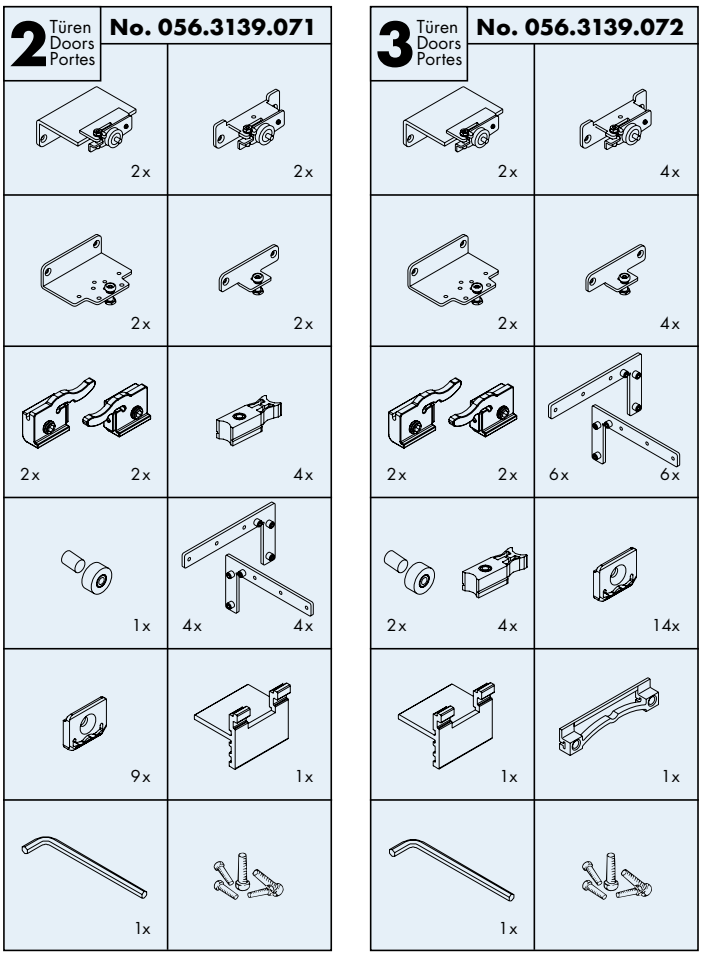

Zubehör/Accessories/Accessoires	Gr./Size	Art. No./Cat. No.
Doppellaufschiene, Alu eloxiert, gelocht Dual running track, aluminium anodized, pre-drilled Rail de roulement double, en alu anodisé, perforé	2500 mm 3500 mm 6000 mm	056.3124.250 056.3124.350 056.3124.600
Doppelführungsschiene, Alu eloxiert, zum Aufclipsen Dual guide track, aluminium anodized, to clip on Rail de guidage double, en alu anodisé, par clipsage	2500 mm 3500 mm 6000 mm	056.3123.250 056.3123.350 056.3123.600
Abdeckprofil, Alu eloxiert, oben/unten Cover profile, aluminium anodized, top/bottom Profil de recouvrement, en alu anodisé, haut/bas	2500 mm 6000 mm	056.3122.250 056.3122.600
Glas-Rahmenprofil, Alu eloxiert Glass frame profile, aluminium anodized Profil de cadre pour verre, en alu anodisé	2500 mm 3500 mm 6000 mm	040.3045.250 040.3045.350 040.3045.600
Dichtungsprofil, Kunststoff grau, für Glas-Rahmenprofil Sealing profile, plastic grey, for glass frame profile Profil d'étanchéité, en plastique gris, pour profil de cadre à verre	2500 mm	040.3061.250

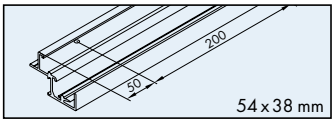

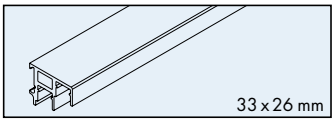

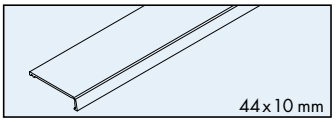

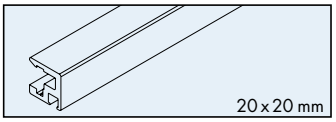

Sonderzubehör/Special accessories/Accessoires spéciaux: 74/75

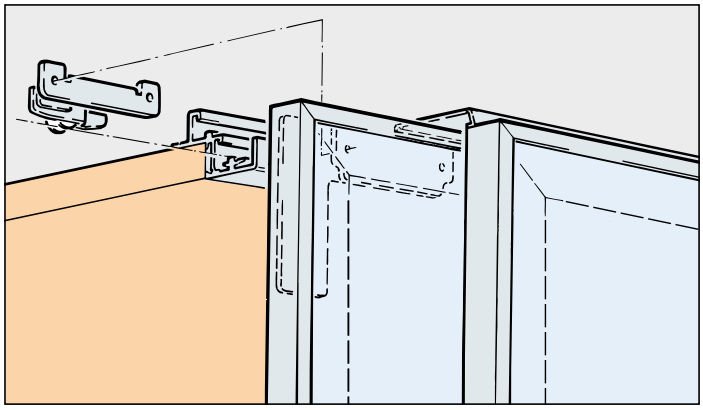

System: Schienen (Clipen/Schrauben), für 2 oder 3 Alu-Rahmentüren bis 25 kg. Design Alu 40/22 mm – Forslide

System: Tracks (clip on/screw on), for 2 or 3 aluminium framed doors up to 25 kg. Design aluminium 40/22 mm – Forslide

Système: Rails (fixé par clipsage/à visser), pour 2 ou 3 portes à cadre en alu jusqu'à 25 kg. Design alu 40/22 mm – Forslide

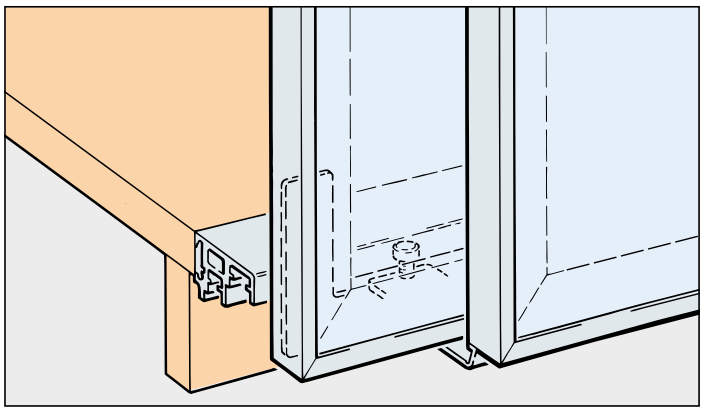

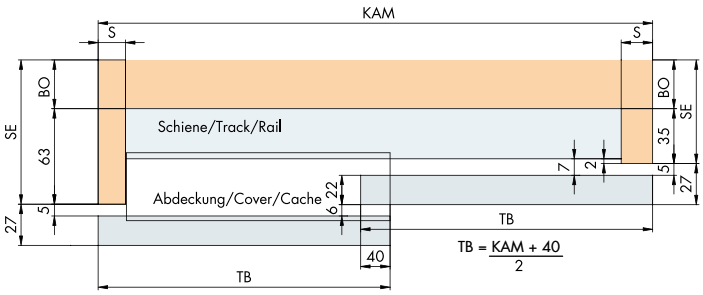

Einbaubeispiele / Mounting examples / Exemples de montage

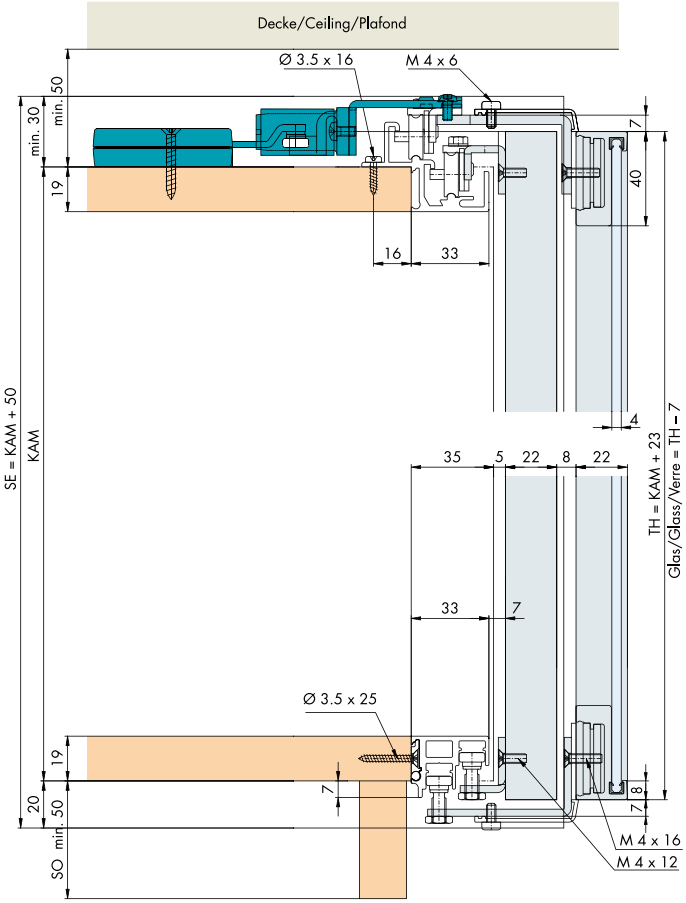

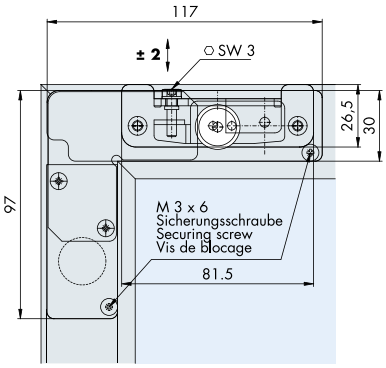

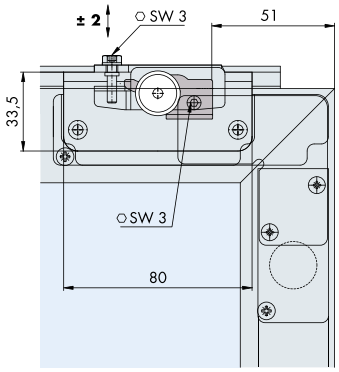

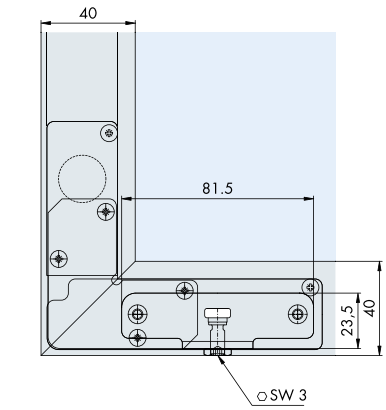

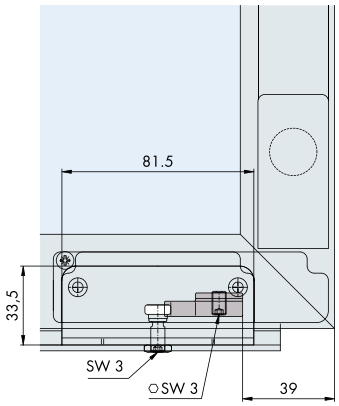

Dämpfung optional / Soft closing optional / Amortissement facultativ 64/65

Glasempfehlung / Glass recommendation / Types de verre recommandés 77

Variante/Option/Variante
Befestigung mit Verbindungsbolzen
Fixing with connecting bolt
Fixation avec goujon d'assemblage

75

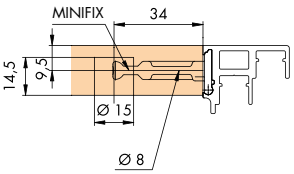

Türgewichte
Door weights
Poids de portes
78

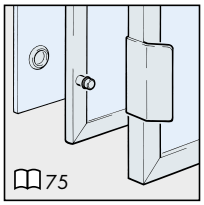

Garnituren/Sets/Garnitures

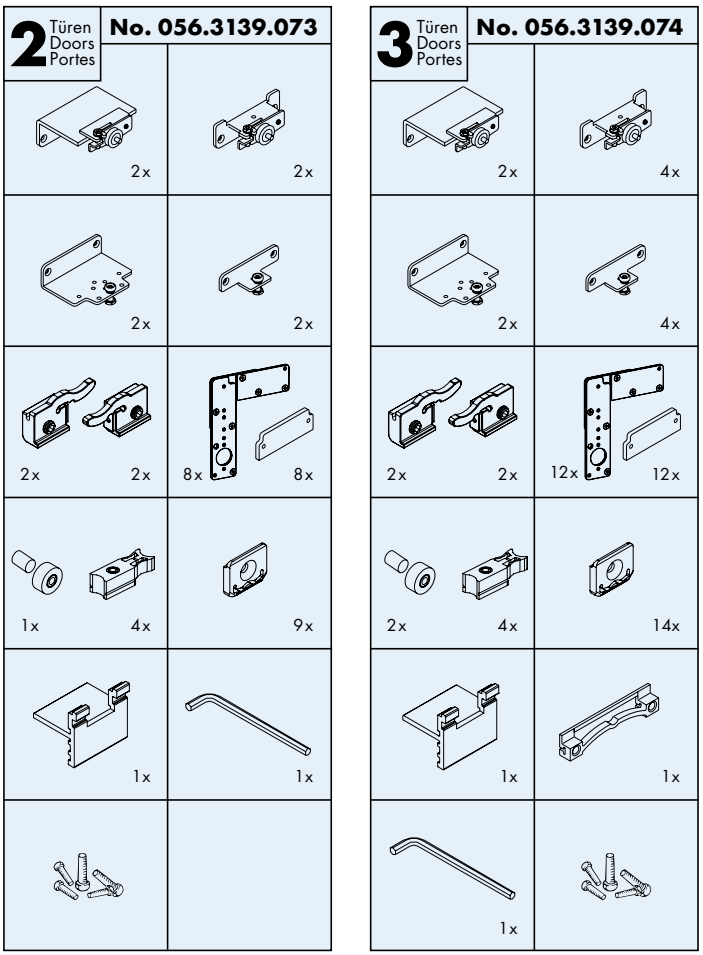

Zubehör/Accessories/Accessoires	Gr./Size	Art. No./Cat. No.
Doppellaufschiene, Alu eloxiert, gelocht Dual running track, aluminium anodized, pre-drilled Rail de roulement double, en alu anodisé, perforé	2500 mm 3500 mm 6000 mm	056.3124.250 056.3124.350 056.3124.600
Doppelführungsschiene, Alu eloxiert, zum Aufclipsen Dual guide track, aluminium anodized, to clip on Rail de guidage double, en alu anodisé, par clipsage	2500 mm 3500 mm 6000 mm	056.3123.250 056.3123.350 056.3123.600
Abdeckprofil, Alu eloxiert, oben/unten Cover profile, aluminium anodized, top/bottom Profil de recouvrement, en alu anodisé, en haut/bas	2500 mm 6000 mm	056.3122.250 056.3122.600
Glas-Rahmenprofil, Alu eloxiert Glass frame profile, aluminium anodized Profil de cadre à verre, en alu anodisé	2500 mm 3500 mm 6000 mm	056.3070.250 056.3070.350 056.3070.600
Dichtungsprofil, Kunststoff grau, für Glas-Rahmenprofil Sealing profile, plastic grey, for glass frame profile Profil d'étanchéité, en plastique gris, pour profil de cadre à verre	2500 mm	040.3061.250

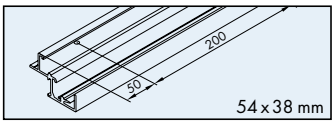

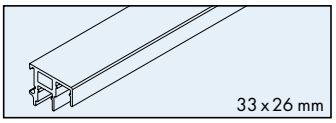

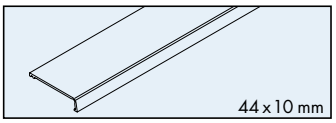

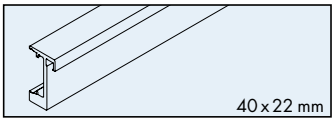

Sonderzubehör/Special accessories/Accessoires spéciaux: 74/75

Dämpfeinzug | Soft close | Amortissement

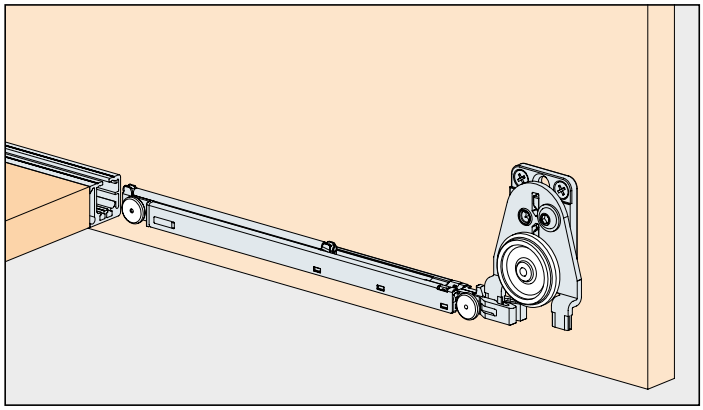

System: Dämpfungen für leisen und sanften Schiebekomfort, bei 1–3-türigen Schränken.
Design Dämpfung in Laufschiene integriert

System: Soft closing systems for quiet and gentle sliding comfort, for cabinets with 1–3 doors.
Design soft-closing mechanism integrated in running track

Système: Amortissements pour un confort de coulisse doux et silencieux pour armoires à 1–3 portes.
Amortisseur design intégré au rail de roulement

Empfehlung: Der Zugang zu den Dämpfungskomponenten sollte jederzeit möglich sein. Demontierbare Laufschienen oder Möbelkonstruktion entsprechend planen.

Recommendation: The access to soft-closing components should be possible at any time. Plan removable running tracks or furniture designs accordingly.

Recommandation: l'accès aux composants de l'amortisseur doit être possible à tout moment. Prévoir en conséquence des rails de roulement ou une construction de meuble démontables.

Einbaubeispiele / Mounting examples / Exemples de montage

Hawa Regal A 40 H / Hawa Regal B 25 / Hawa Creation 25

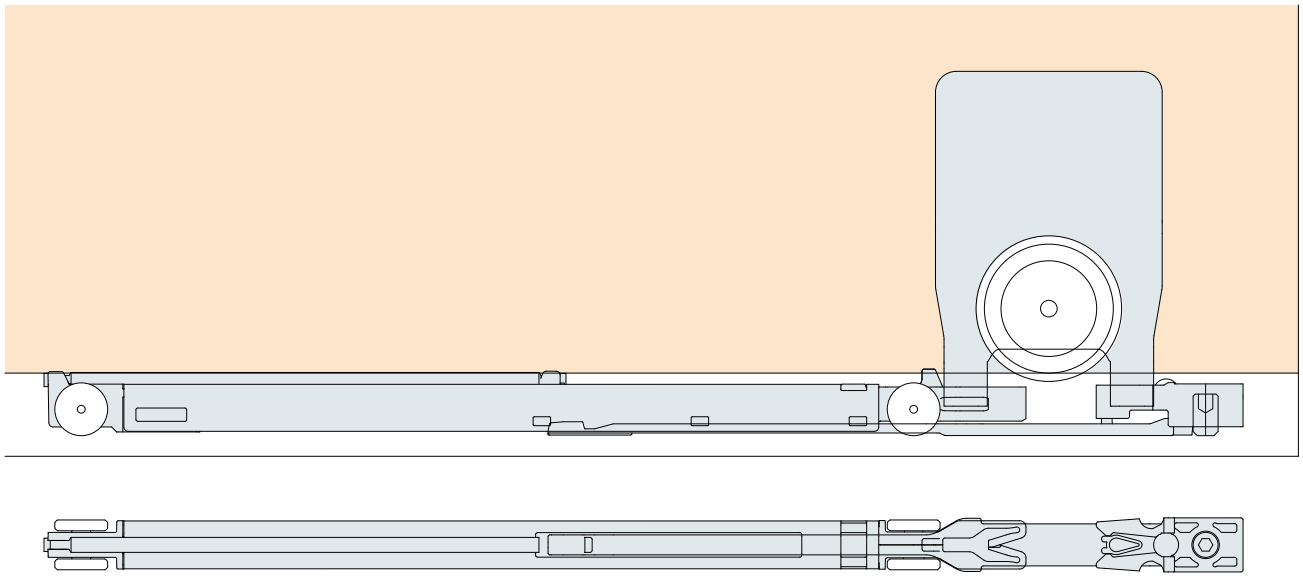

Garnituren / Sets / Garnitures

No. 040.3147.*XXX
 2x
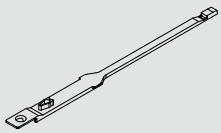 2x

	*	**Garnituren**/Sets/Garnitures									
		1 Türe/Door/Porte			**2 Türen**/Doors/Portes			**3 Türen**/Doors/Portes			
		040.3147.*XXX			**040.3147.*XXX**			**040.3147.*XXX**			
		***071**	***072**	***073**	***071**	***072**	***073**	***071**	***072**	***073**	
		–15 kg	–25 kg	–40 kg	–15 kg	–25 kg	–40 kg	–15 kg	–25 kg	–40 kg	
Dämpfen in Schliessrichtung Soft closing function in closing direction Amortissement dans le sens de fermeture	min. 300 mm	1x	1x	1x	1x	1x	1x	2x	2x	2x	X x Bestellen Order X x Commander X x
Dämpfen in Schliess- und Öffnungsrichtung Soft closing function in opening and closing direction Amortissement dans le sens de fermeture et d'ouverture	min. 540 mm	1x	1x	1x	2x	2x	2x	2x	2x	2x	X x Bestellen Order X x Commander X x

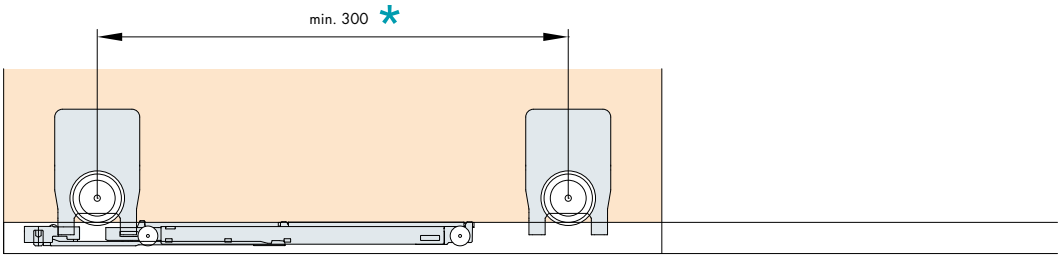

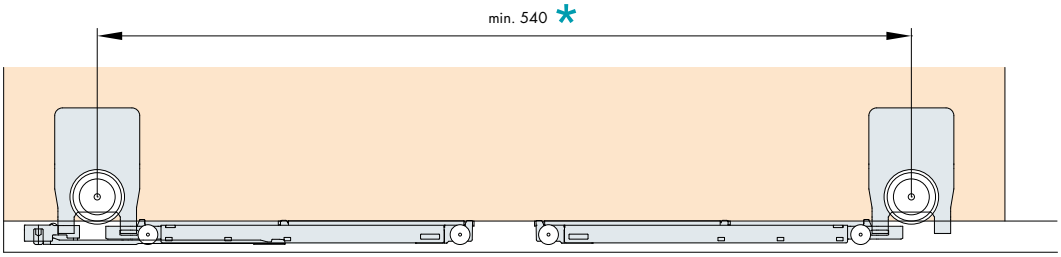

Dämpfeinzug | Soft close | Amortissement

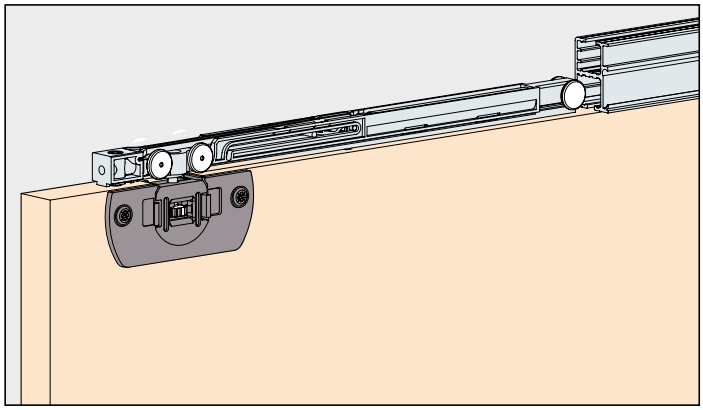

System: Dämpfungen für leisen und sanften Schiebekomfort, bei 1–2-türigen Schränken.
Design Dämpfung in Laufschiene integriert

System: Soft closing systems for quiet and gentle sliding comfort, for cabinets with 1–2 doors.
Design soft-closing mechanism integrated in running track

Système: amortisseurs pour un confort de coulisse doux et silencieux pour armoires à 1–2 portes.
Amortisseur design intégré au rail de roulement

Empfehlung: Der Zugang zu den Dämpfungskomponenten sollte jederzeit möglich sein. Demontierbare Laufschienen oder Möbelkonstruktion entsprechend planen.

Recommendation: The access to the components of the soft closing mechanism should be possible at any time. Plan removable running tracks or furniture designs accordingly.

Recommandation: l'accès aux composants de l'amortissement doit être possible à tout moment. Prévoir en conséquence des rails de roulement ou une construction de meuble démontables.

Einbaubeispiele / Mounting examples / Exemples de montage

Hawa Regal C 16

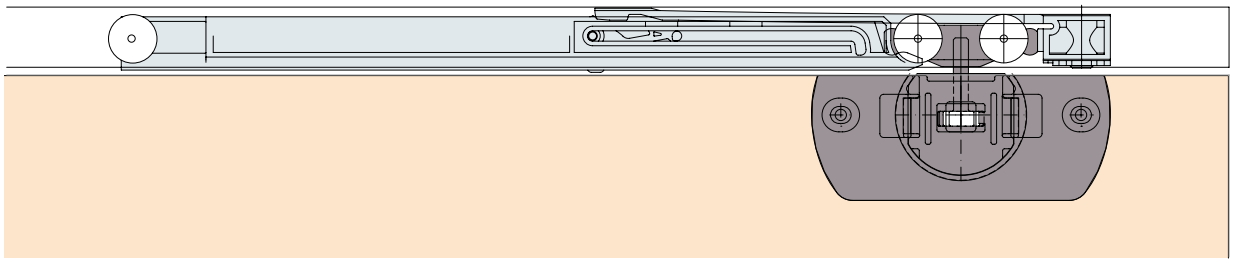

No. 053.3332.XXX
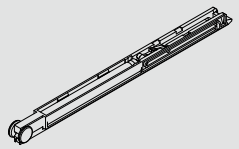 2x
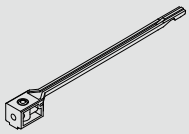 2x
2x

	*	**Garnituren**/Sets/Garnitures				
		1 Tür/Door/Porte		**2 Türen**/Doors/Portes		
		053.3332.*XXX		**053.3332.*XXX**		
		***071**	***072**	***071**	***072**	
		–8 kg	–16 kg	–8 kg	–16 kg	
Dämpfen in Schliessrichtung Soft closing function in closing direction Amortissement dans le sens de fermeture	min. 260 mm			1x	1x	X x Bestellen Order X x Commander X x
Dämpfen in Schliess- und Öffnungsrichtung Soft closing function in opening and closing direction Amortissement dans le sens de fermeture et d'ouverture	min. 460 mm	1x	1x	2x	2x	X x Bestellen Order X x Commander X x

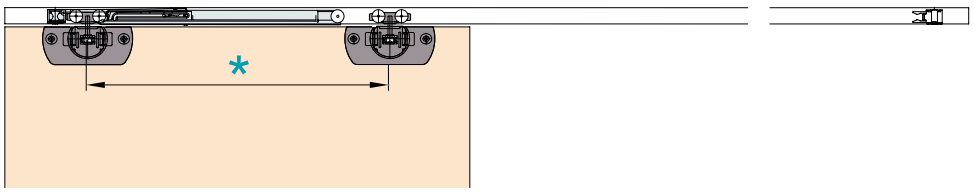

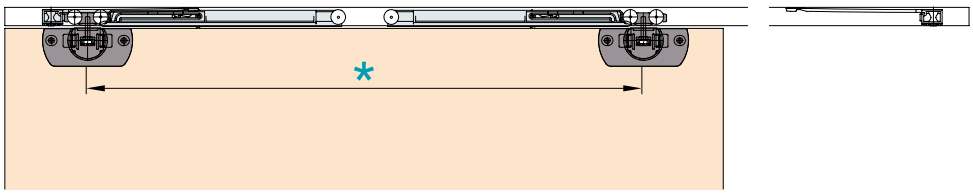

Dämpfeinzug | Soft close | Amortissement

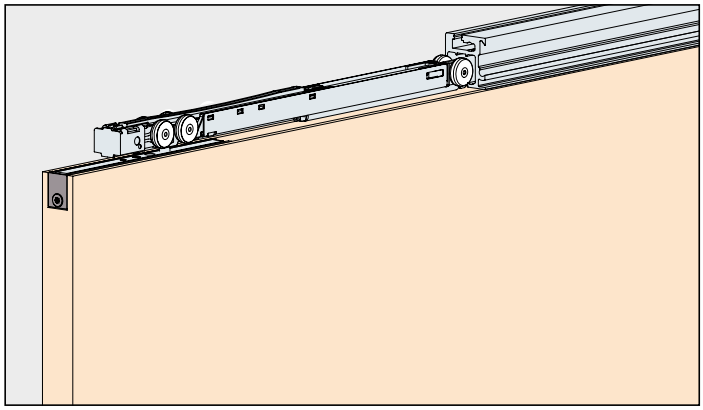

System: Dämpfungen für leisen und sanften Schiebekomfort, bei 1 oder 2-türigen Schränken.
Design Dämpfung in Laufschiene integriert

System: Soft closing systems for quiet and gentle sliding comfort, for cabinets with 1 or 2 doors.
Design soft-closing mechanism integrated in running track

Système: Amortissements pour un confort de coulisse doux et silencieux pour armoires à 1 ou 2 portes.
Amortisseur design intégré au rail de roulement

Empfehlung: Der Zugang zu den Dämpfungskomponenten sollte jederzeit möglich sein. Demontierbare Laufschienen oder Möbelkonstruktion entsprechend planen.

Recommendation: The access to soft-closing components should be possible at any time. Plan removable running tracks or furniture designs accordingly.

Recommandation: l'accès aux composants de l'amortisseur doit être possible à tout moment. Prévoir en conséquence des rails de roulement ou une construction de meuble démontables.

Einbaubeispiele / Mounting examples / Exemples de montage

Hawa Regal C 26

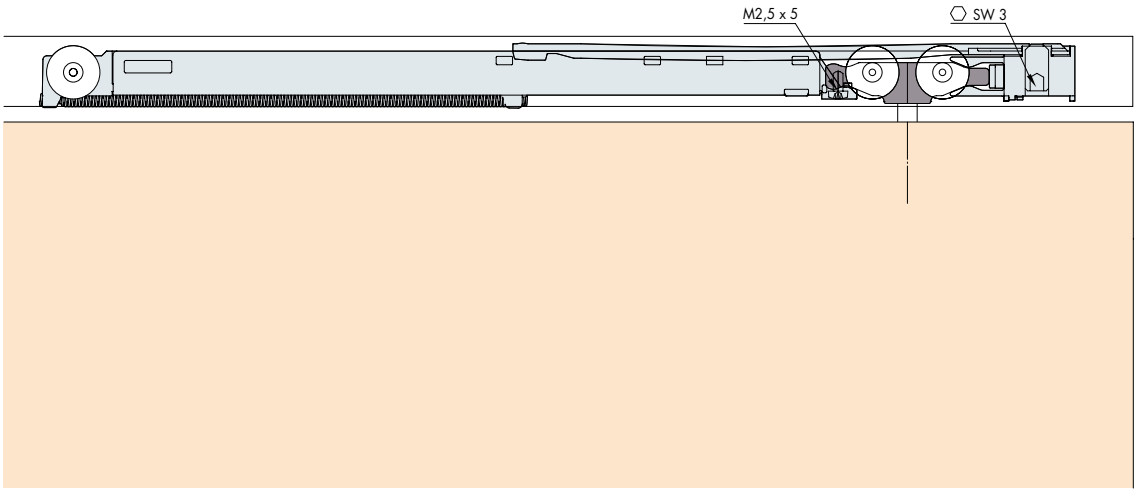

Garnituren/Sets/Garnitures

No. 057.3159.XXX	
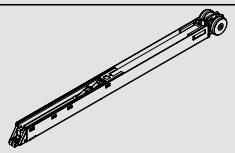 2x	
 2x	
2x	

	*	**Garnituren**/Sets/Garnitures				
		1 Türe/Door/Porte		**2 Türen**/Doors/Portes		
		057.3159.*XXX		**057.3159.*XXX**		
		***071**	***072**	***071**	***072**	
		–15 kg	–26 kg	–15 kg	–26 kg	
Dämpfen in Schliessrichtung Soft closing function in closing direction Amortissement dans le sens de fermeture	min. 260 mm			1x	1x	X x Bestellen Order X x Commander X x
Dämpfen in Schliess- und Öffnungsrichtung Soft closing function in opening and closing direction Amortissement dans le sens de fermeture et d'ouverture	min. 460 mm	1x	1x	2x	2x	X x Bestellen Order X x Commander X x

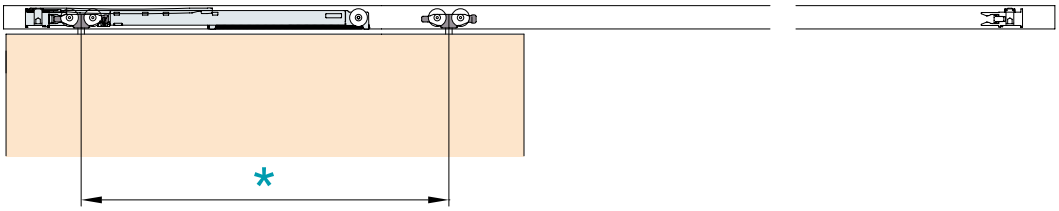

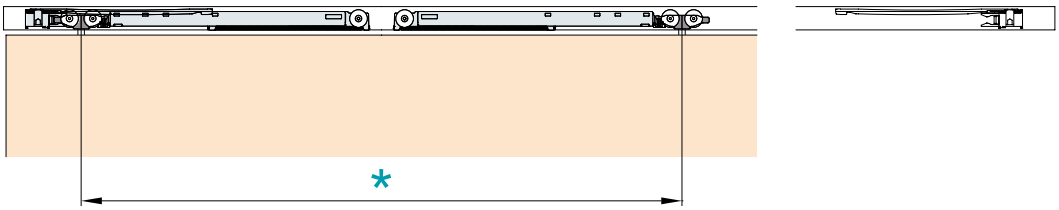

Dämpfeinzug | Soft close | Amortissement

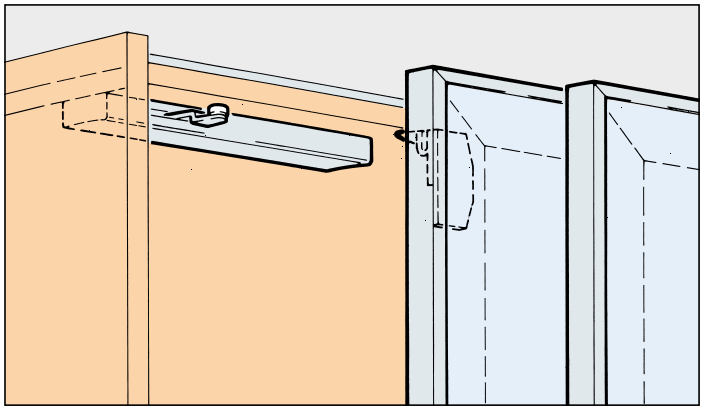

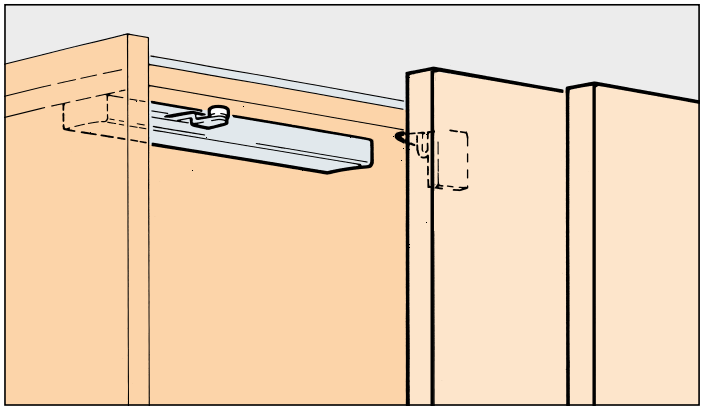

System: Dämpfungen für leisen und sanften Schiebekomfort, bei 2-türigen Schränken mit Holz-, Glas- oder Alurahmentüren.
Design Kunststoffgehäuse grau mit optionaler Alublende

System: Soft closing systems for quiet and gentle sliding comfort, for cabinets with 2 wooden, glass or aluminium framed doors.
Design plastic cage grey with optional aluminium panel

Système: Amortissements pour un confort de coulisse doux et silencieux pour armoires à 2 portes en bois, en verre ou à cadre en alu.
Design boîte en plastique gris avec cadre en alu facultative

Einbaubeispiele / Mounting examples / Exemples de montage

Hawa Frontal 25 FS

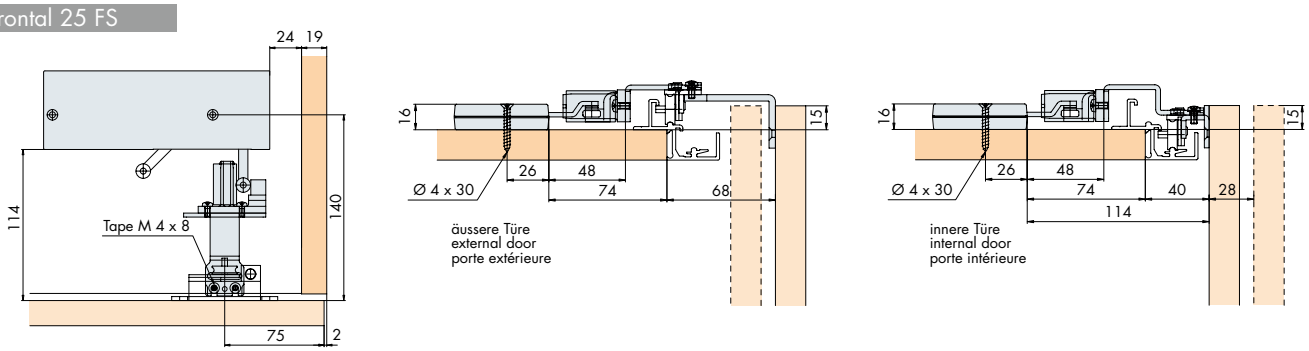

	Garnituren/Sets/Garnitures				
	055.3091.*				
	***071**	***072**	***073**	***074**	
	–18	–18	18–35	18–35	
Hawa Frontal 25 FS		[o]		•	50–57

- **Empfehlung Hawa/**Recommended by Hawa/Recommandation par Hawa

[o] **Optional möglich/**Possible option/Option possible

Garnituren/Sets/Garnitures

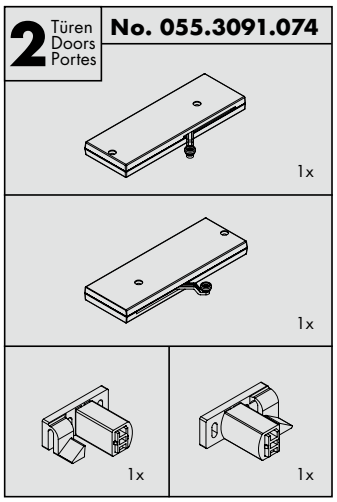

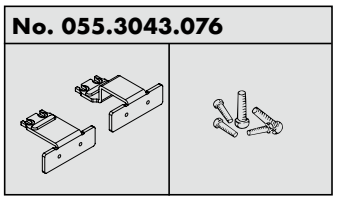

Hawa Libra

Hawa Libra 20 H IS Synchro

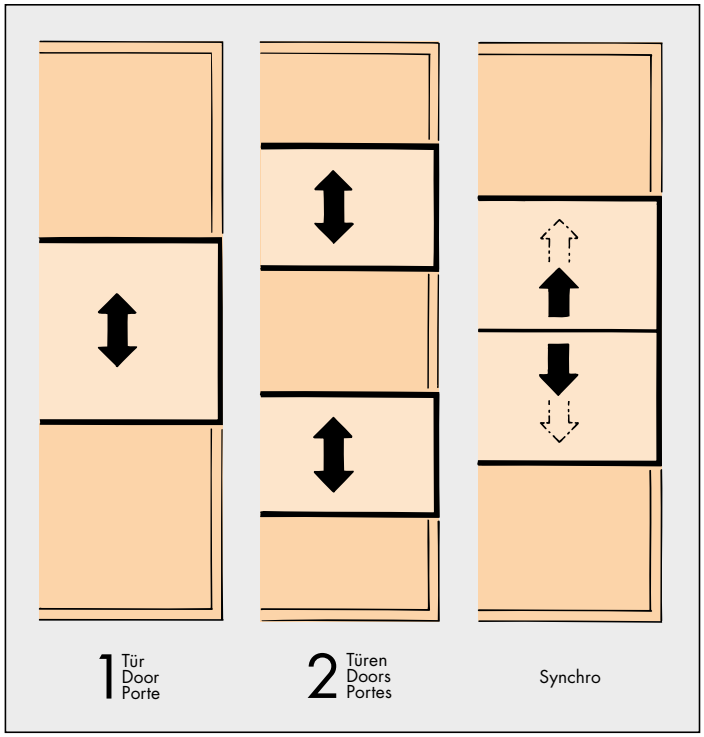

Vertikal laufend in verschiedene Designvarianten Inslide oder Forslide
Vertical sliding in various design options Inslide or Forslide
Déplacement vertical dans diverses variantes de designs Inslide ou Forslide

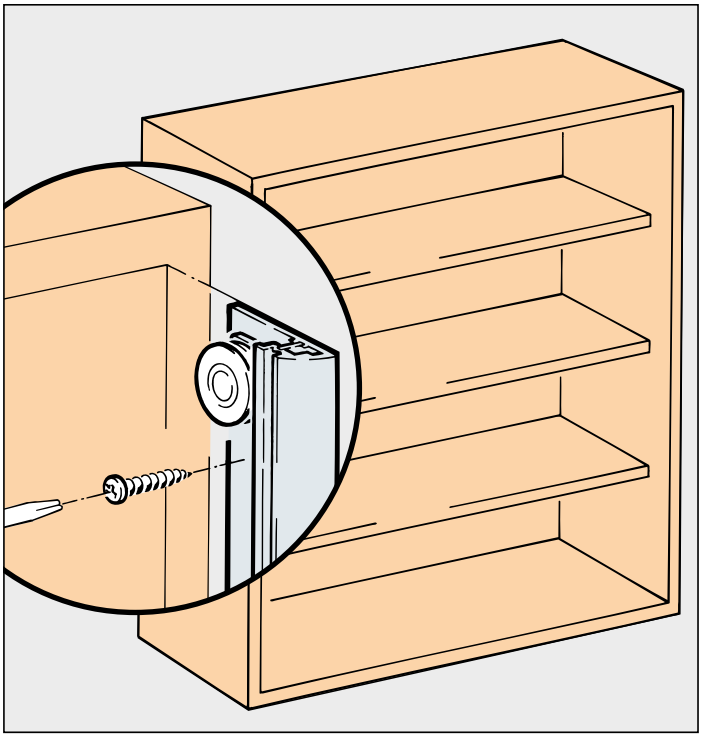

Effizienz und Wirtschaftlichkeit – Keine Korpusbearbeitung erforderlich
Efficient and cost-effectiv – No cabinet processing required
Efficacité et rentabilité – Aucune préparation nécessaire sur le corps de meuble

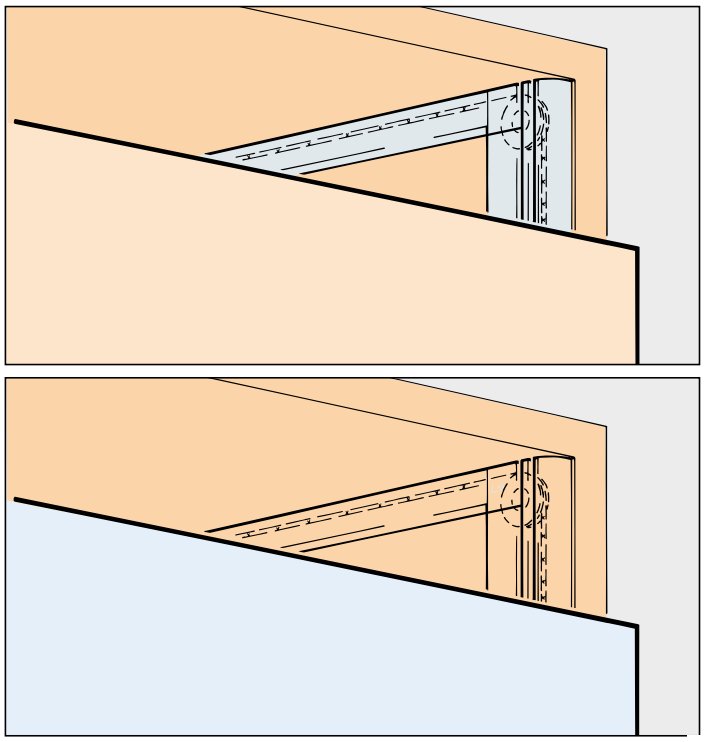

Design mit Holz oder Glasfronten
Design with wood or glass fronts
Design avec façades en bois ou en verre

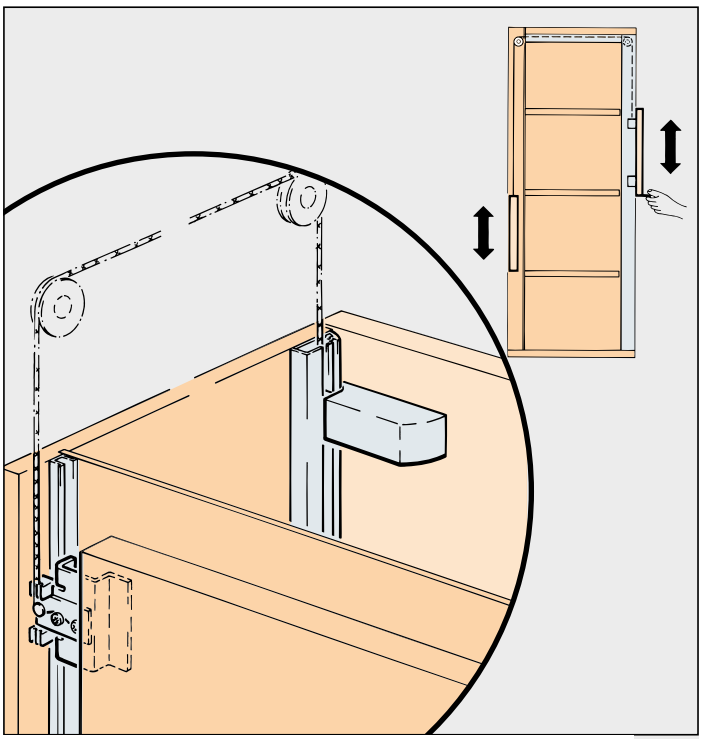

Intelligente und wirtschaftliche Lösung des Gegengewichtes
Intelligent and economic solution of the counterweight
Solutions intelligente et économique du contrepoids

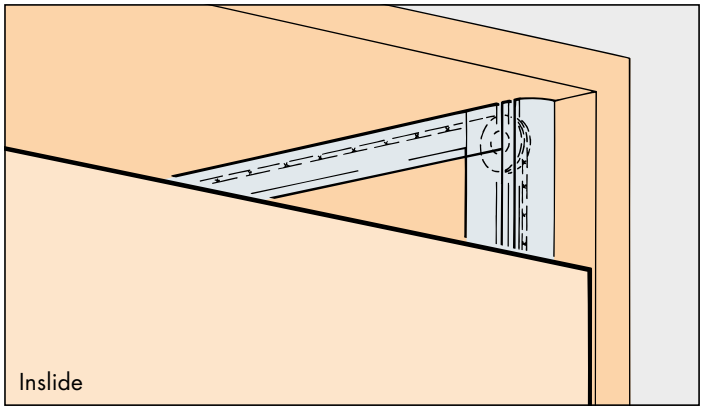

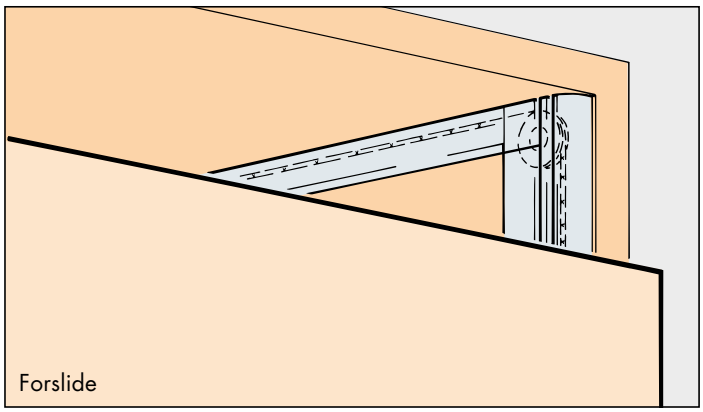

System Laufschienen vertikal aufgeschraubt, mit Gegengewicht für 1–2 Holztüren. Design Inslide oder Forslide

Vertical running track system, surface mounted, with counterweight for 1–2 wooden doors. Design Inslide or Forslide

Rails de roulement de système vissés verticalement, avec contrepoids pour 1–2 portes en bois. Design Inslide ou Forslide

Inslide

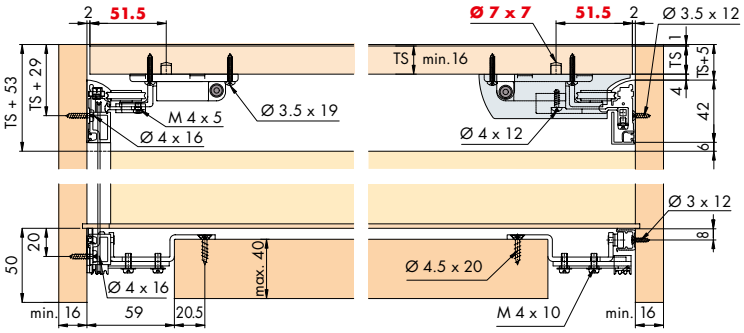

Optional / Optional / Facultativ

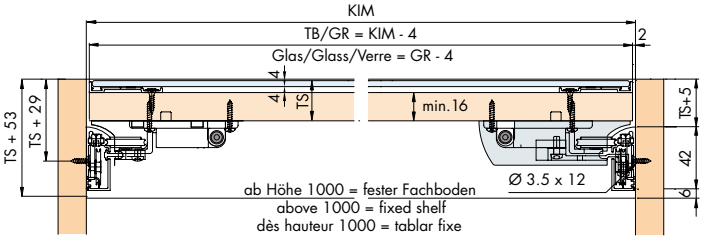

Einbaubeispiele / Mounting examples / Exemples de montage

Inslide

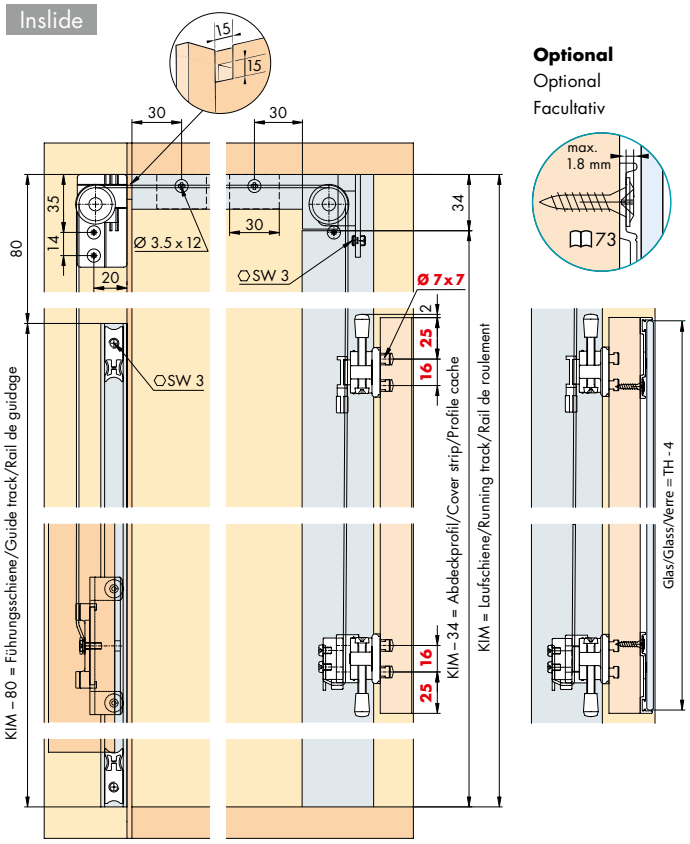

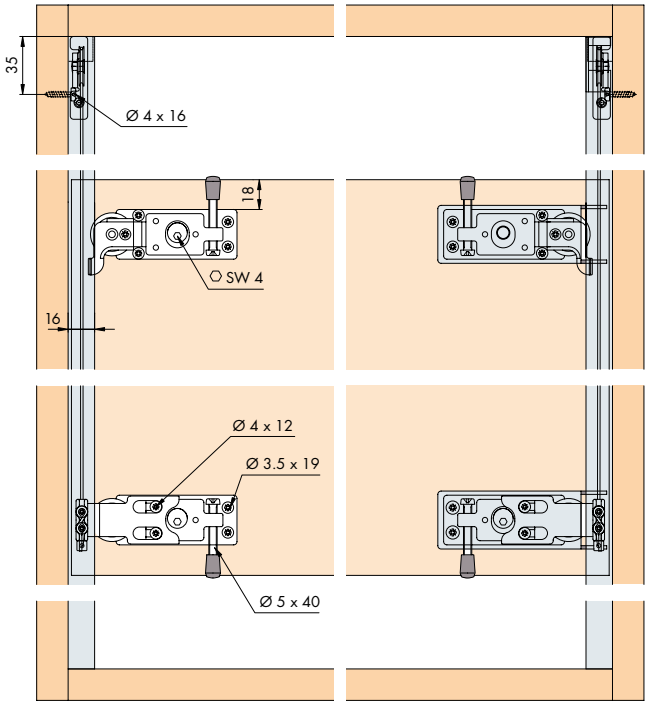

Türbearbeitung = rote Zahlen / Door treatment = red numbers / Traitement de portes = numéros en rouge

Garnituren / Sets / Garnitures

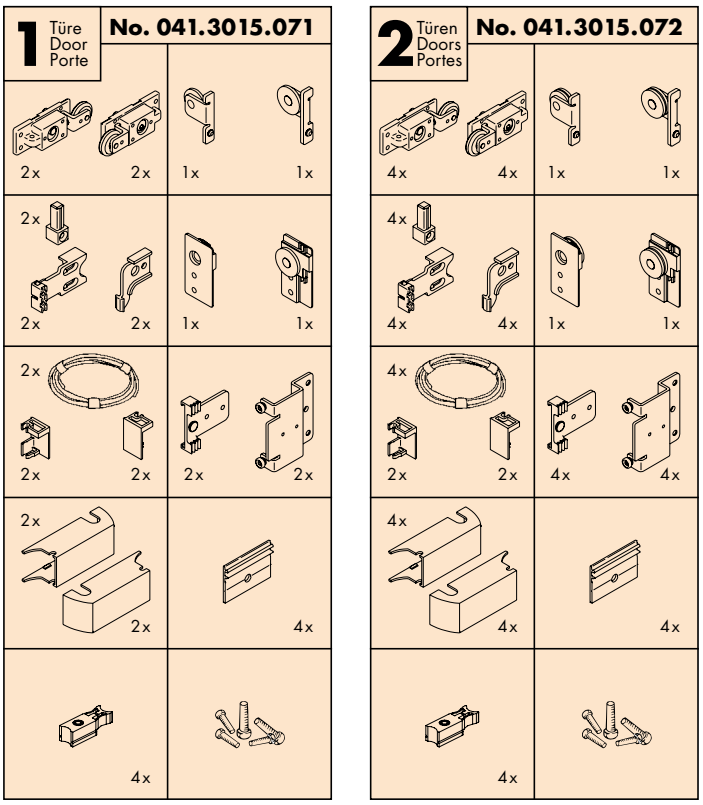

Forslide

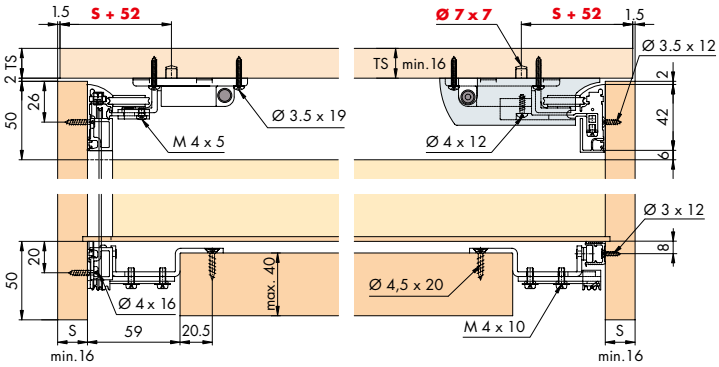

Optional / Optional / Facultativ

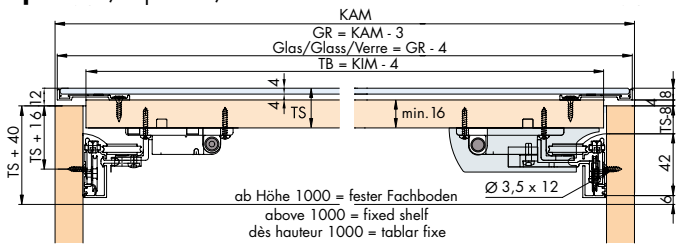

Forslide

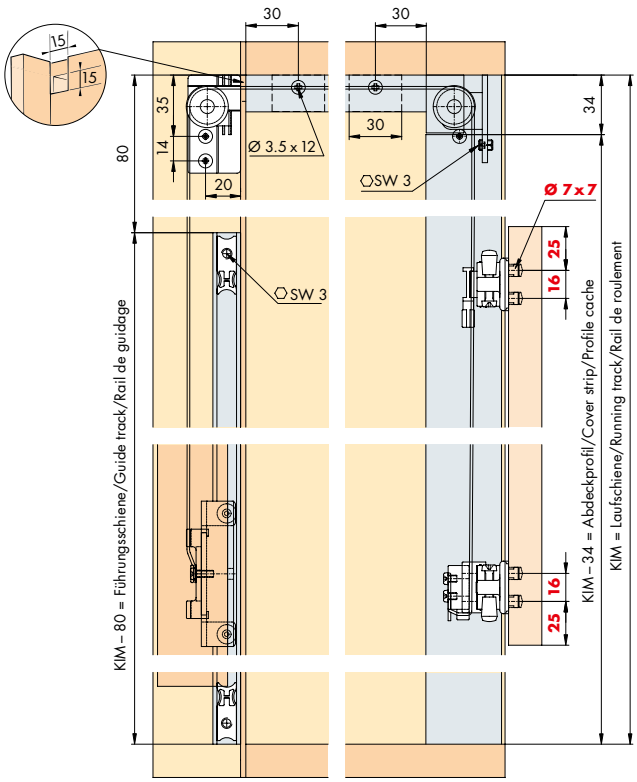

Optional
Optional
Facultativ

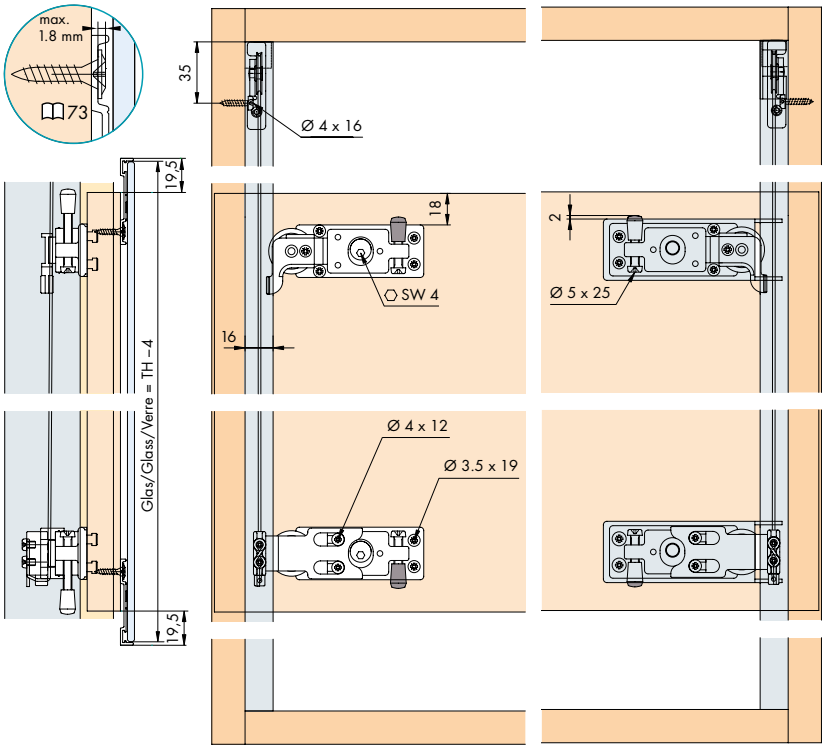

Zubehör / Accessories / Accessoires: 73

Berechnung Gegengewicht / Calculation of counterweight / Calcul du contrepoids 72

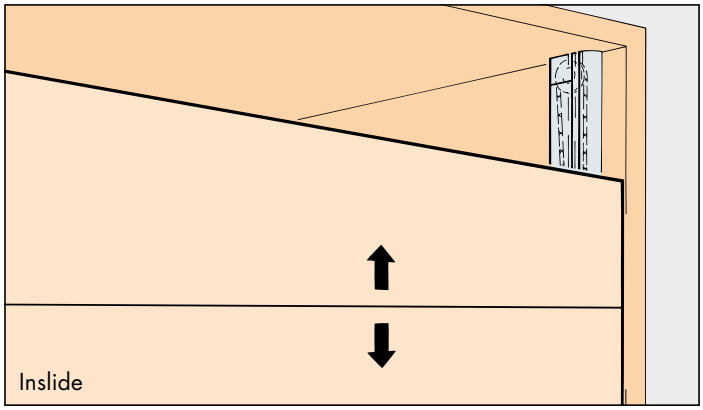

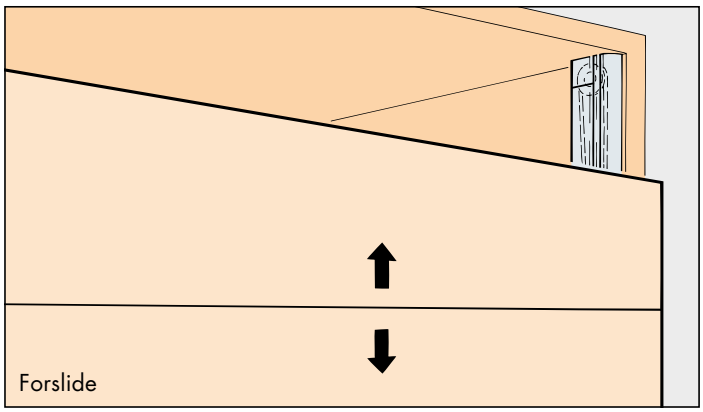

System Laufschiene vertikal aufgeschraubt, für 2 Holztüren, synchronlaufend. Design Inslide oder Forslide

Vertical running track system, surface mounted, for 2 synchronized running wooden doors. Design Inslide or Forslide

Rail de roulement de système vissé verticalement, pour 2 portes en bois, déplacement synchronisé. Design Inslide ou Forslide

Inslide

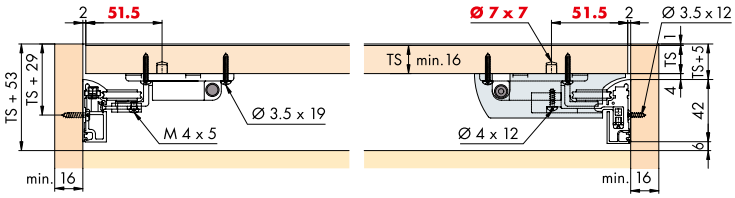

Optional / Optional / Facultativ

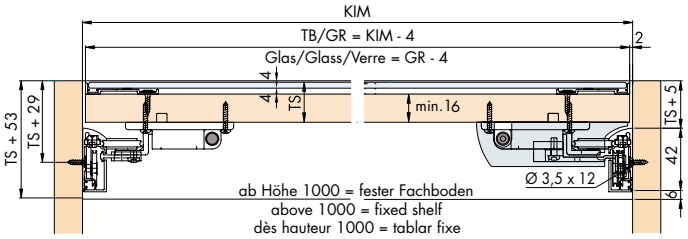

Einbaubeispiele / Mounting examples / Exemples de montage

Inslide

Optional
Optional
Facultativ

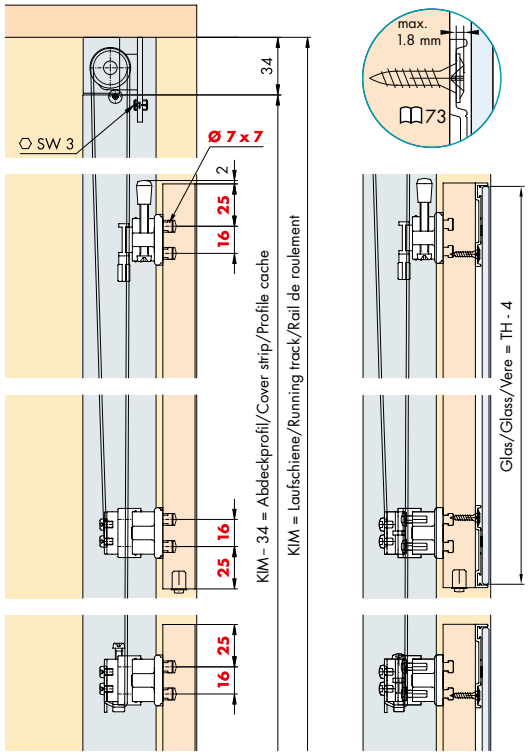

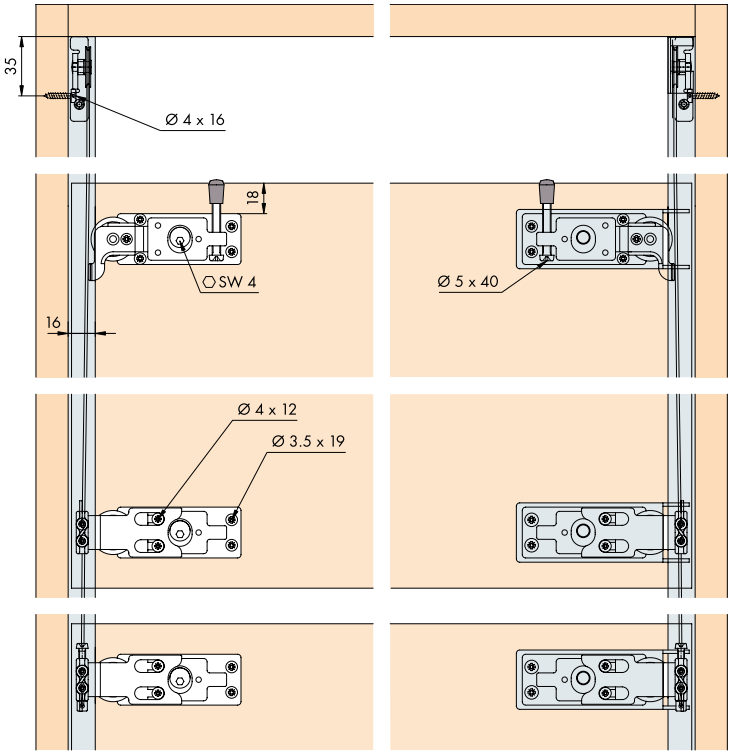

Türbearbeitung = rote Zahlen / Door treatment = red numbers / Traitement de portes = numéros en rouge

Garnituren / Sets / Garnitures

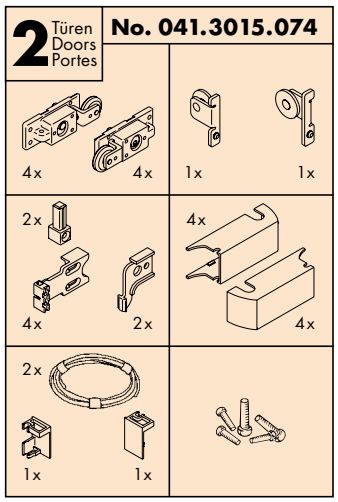

Forslide

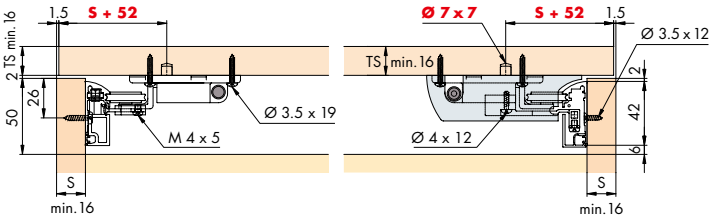

Optional / Optional / Facultativ

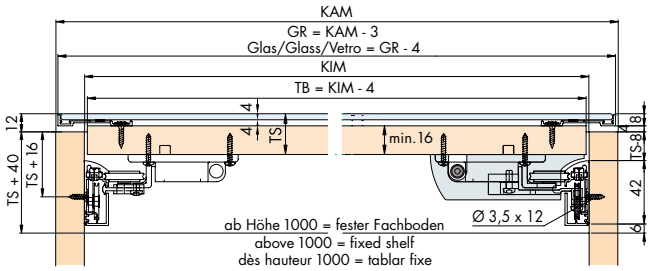

Forslide

Optional
Optional
Facultativ

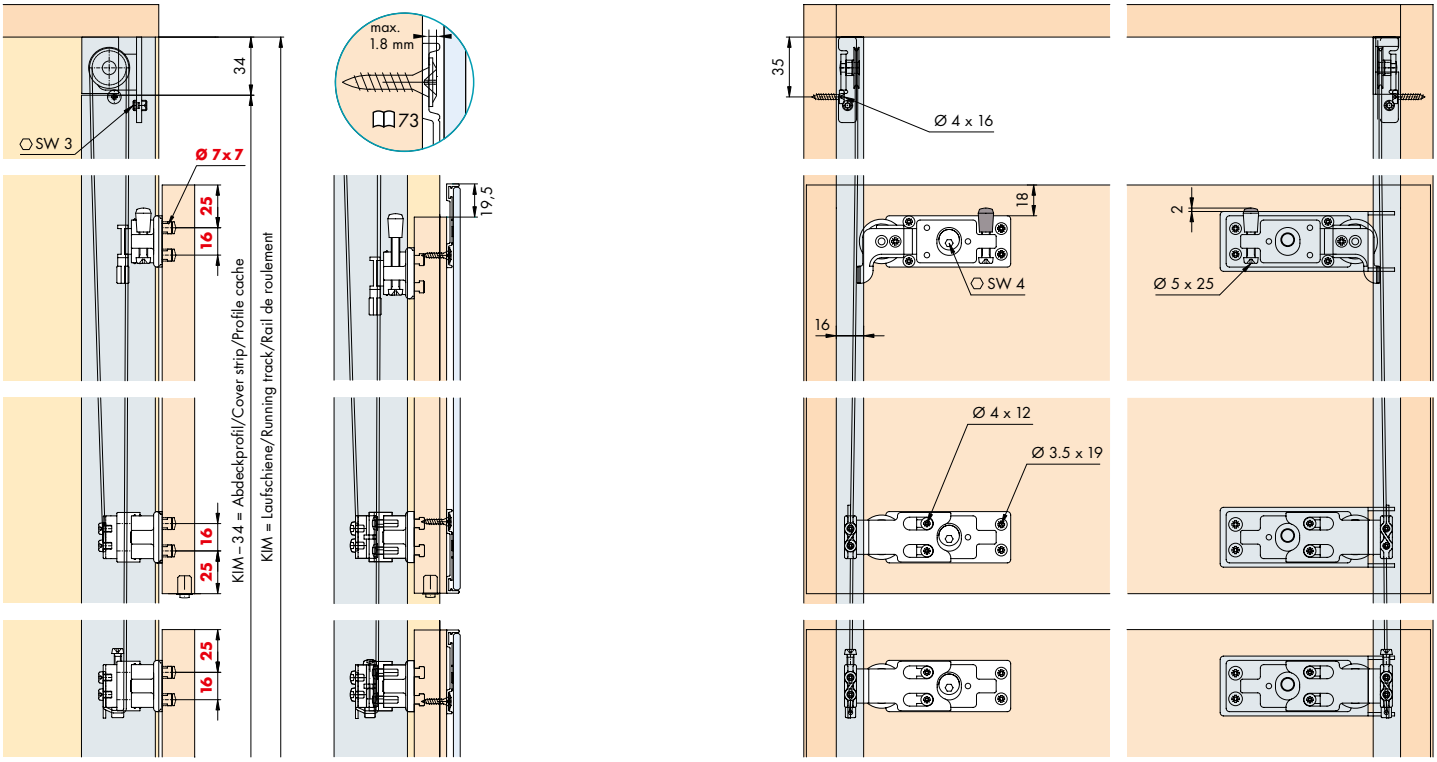

Zubehör / Accessories / Accessoires: 📖 73

Berechnung Gegengewicht / Calculation of counterweight / Calcul du contrepoids 📖 72

Gegengewicht | Counterweight | Contrepoids

Berechnung Gegengewicht/Calculation of counterweight/Calcul du contrepoids

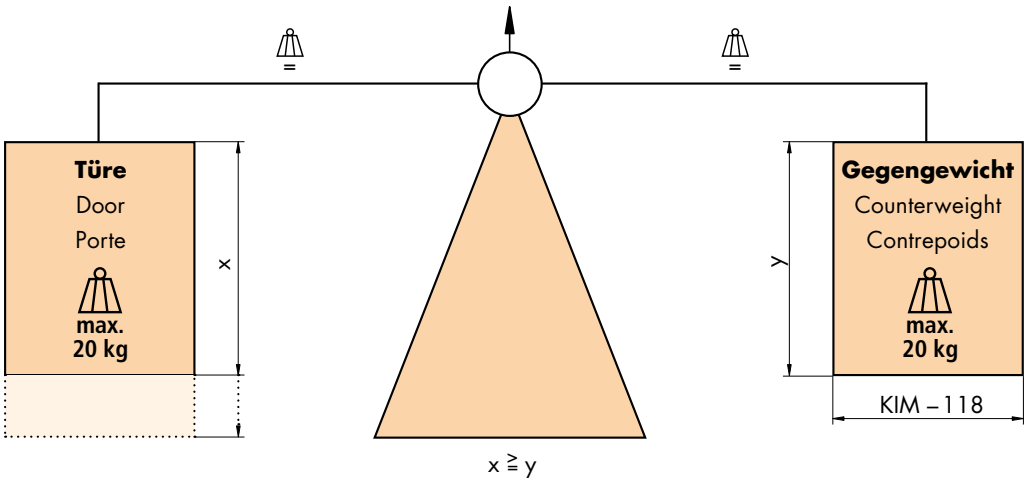

Einbaubeispiele für Gegengewicht/Mounting examples for counterweight/Exemples de montage pour contrepoids

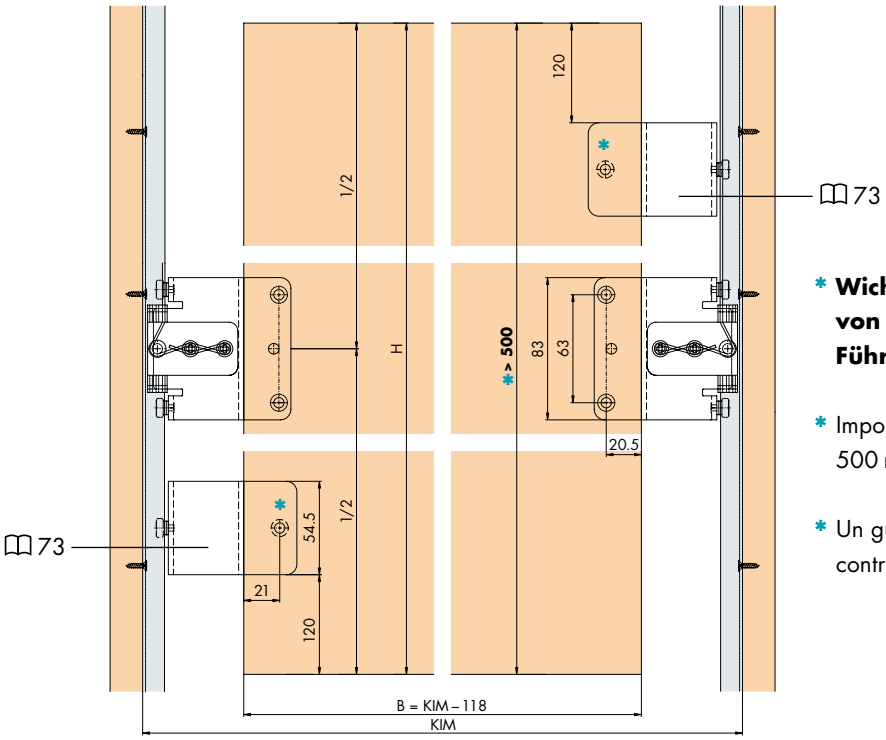

* **Wichtig: Wenn das Gegengewicht die Höhe von 500 mm überschreitet, ist eine zusätzliche Führung nötig.**

* Important: If the height of the counterweight exceeds 500 mm, an additional guide is necessary

* Un guidage supplémentaire est nécessaire, si le contrepoids dépasse la hauteur de 500 mm.

M	**Spanplatte** Chipboard Panneau d'aggloméré						**MDF** MDF MDF						
D mm	16	19	22	25	30	40	16	19	22	25	30	35	40
kg/m²	11.0	13.0	14.5	16.5	18.4	24.5	12.8	15.1	17.4	19.7	22.5	26.0	29.7

Angaben ohne Gewähr / Details without responsibility for correctness / Données sans engagement de notre part

Hawa Libra

	Gr./Size	Art. No.
Laufschiene, Alu, eloxiert, gelocht Running track, aluminium, anodized, pre-drilled Rail de roulement en alu, anodisé, percé	2500 mm	041.3037.250
Abdeckschiene, Alu, eloxiert Track cover, aluminium, anodized Rail de recouvrement en alu, anodisé	2500 mm	041.3029.250
Führungsschiene, Alu, gelocht, zum Schrauben Guide track, aluminium, predrilled, screwed on Rail de guidage en alu, percé, à visser	2500 mm 3500 mm 6000 mm	056.3079.250 056.3079.350 056.3079.600

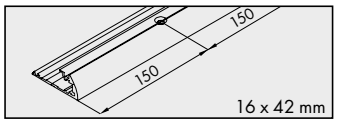

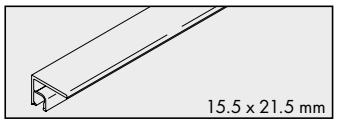

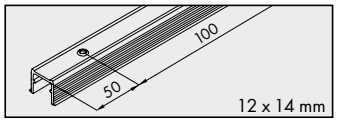

Sonderzubehör | Special accessories | Accessoires spéciaux

Hawa Libra

Zusatzführung für Gegengewicht höher als 500 mm Additional guide for counterweight higher than 500 mm Guidage supplémentaire pour contrepoids plus haut que 500 mm	1x	041.3036.171
Winkelprofil, Alu eloxiert, für Alurahmen-Design, mit Doppelklebeband Angled profile, aluminium anodized, for aluminium frame design, with double-sided adhesive tape Cornière, aluminium anodisé, pour design cadre alu, avec bande collante double-face	2500 mm 3500 mm 6000 mm	040.3153.250 040.3153.350 040.3153.600
Eckverbinder zu 040.3153, Kunststoff grau Corner connector for 040.3153, plastic grey Ferrure d'assemblage d'angle pour 040.3153, plastique gris	4x	040.3154.051
Schrauben zu 040.3153 Screws for 040.3153 Vis pour 040.3153	100x	098.0004.101

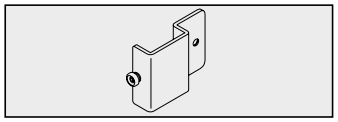

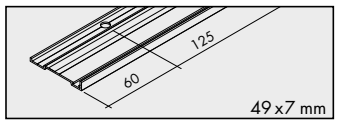

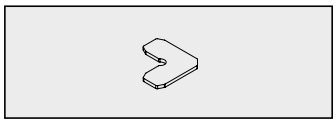

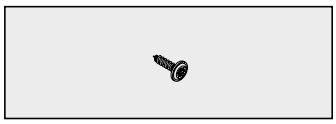

Sonderzubehör | Special accessories | Accessoires spéciaux

Zubehör / Accessories / Accessoires		Gr. / Size	Art. No. / Cat. No.
Sicherheitsclip, Druckguss grau, zu 040.3040 Safety clip, die-cast grey, for 040.3040 Clip de sécurité, moulé sous pression, gris, pour 040.3040		4x	040.3090.051
Befestigungsclip, Kunststoff grau Fixing clip, plastic grey Clip de fixation, en plastique gris		18x	040.3084.051
Befestigungslehre, Kunststoff grau Fixing jig, plastic grey Gabarit de fixation, plastique gris			040.3091.001
Frässchablone zur Konfektion der Alu-Rahmentüre, zu Hawa Regal 26 GR, Multiplexplatte Milling jig for customizing of the aluminium framed door, for Hawa Regal 26 GR, Multiplex panel Gabarit de fraisage pour la confection de la porte à cadre en alu, pour Hawa Regal 26 GR, plaque multiplex		1x	040.3160.071
Klebelehre Gluing template Gabarit de collage	Hawa Regal B SP Hawa Regal B GK Hawa Regal B GAK Hawa Regal B GAK / H	1x	040.3020.071
Klebelehre zu System Hawa Frontal GK Gluing template for system Hawa Frontal GK Gabarit de collage pour Hawa Frontal GK		1x	056.3163.071
Klebstoff Ceresit, 3B Silikon, 310 ml Adhesive Ceresit, 3B silicone, 310 ml Colle Ceresit, 3B silicone, 310 ml		1x	098.0027.000
Penloc GTI, Kleber für Griffe und Glaskappen Penloc GTI, adhesive for handle and glass cap Penloc GTI, colle pour poignées et capuchons pour verre		1x	098.0026.000
Schienenreiniger, Kunststoff Track cleaner, plastic Nettoyant pour rails, plastique	Hawa Regal A 40 Hawa Regal B 25 Hawa Regal C 16 Hawa Regal C 26 Hawa Creation 25		040.3142.071

Variante/Option/Variante
Befestigung mit Verbindungsbolzen
Fixing with connecting bolt
Fixation avec goujon d'assemblage

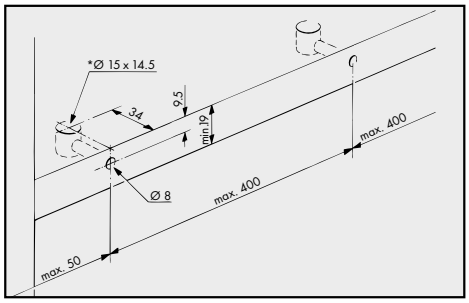

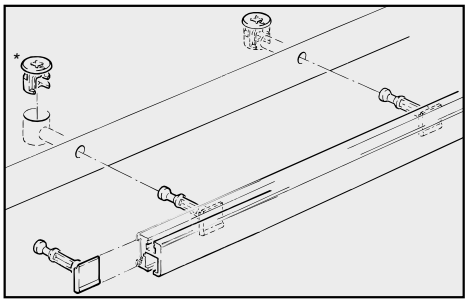

	Gr./Size	Art. No./Cat. No.
Verbindungsbolzen zu MINIFIX 15 Connecting bolt for MINIFIX 15 Goujon d'assemblage pour boîtier MINIFIX 15	1x	053.3111.001
MINIFIX-Gehäuse mit Abdeckrand, aus Zinkdruckguss vernickelt Ø 15 mm, für Holzdicke 19 mm MINIFIX housing with rim, zinc die-cast, nickel plated Ø 15 mm, for wood thickness of 19 mm Boîtier MINIFIX avec bord de recouvrement, en zamac nickelé Ø 15 mm, pour épaiss. du bois 19 mm	1x	744.0005.001

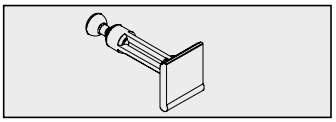

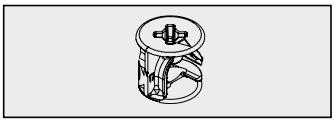

Griffe/Handles/Poignées

	Gr./Size	Art. No./Cat. No.
Stift-Griff, Alu, natur eloxiert, mit Gummiring schwarz Knob handle, aluminium, natural colour anodized, with black rubber O-ring Poignée goupille, en alu anodisé nature, avec bague en caoutchouc noir	2x 50x	053.3101.981 053.3101.982
Griff Kunststoff, mattverchromt, zum Kleben inkl. Klebeband Handle plastic, chrome plated matt, for glue fixing incl. adhesive tape Poignée plastique, chromé mât, à coller incl. bande adhésive	2x	053.3323.971
Muschel-Griff, Alu, natur eloxiert, zum Kleben Inset handle, aluminium, natural colour anodized, to glue on Poignée coquille, en alu anodisé nature, à coller	2x 50x	053.3091.982 053.3091.983
Muschel-Griff, Alu, natur eloxiert, zum Kleben Inset handle, aluminium, natural colour anodized, to glue on Poignée coquille, en alu anodisé nature, à coller	1x	053.3158.901
Leisten-Griff, Alu, natur eloxiert, stirnseitig eingenutet und verklebt Handle profile, aluminium, natural colour anodized, groove mounted at the front edge and glued on Baguette poignée, en alu anodisé nature, rainurée dans le chant et collée	2500 mm 6000 mm	056.3028.250 056.3028.600
Griffleiste, Alu eloxiert, gelocht, zum Schrauben, für Holztüren Handle profile, aluminium anodized, pre-drilled, screwed on, for wooden doors Poignée-profil, en alu anodisé, perforé, à visser, pour portes en bois	2500 mm 6000 mm	055.3140.250 055.3140.600
Penloc GTI, Kleber für Griffe und Glaskappen Penloc GTI, adhesive for handle and glass caps Penloc GTI, colle pour poignées et capuchons pour verre	1x	098.0026.000

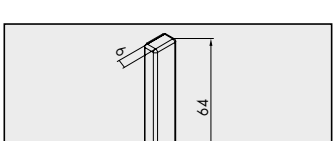

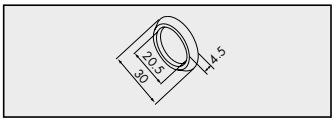

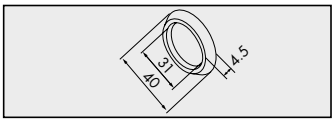

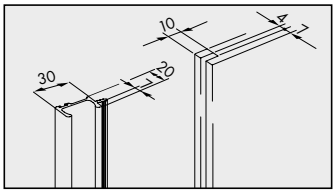

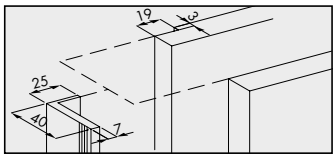

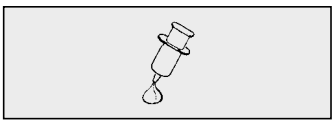

Ausrichtbeschlag | Door straightening system | Gabarit d'alignement

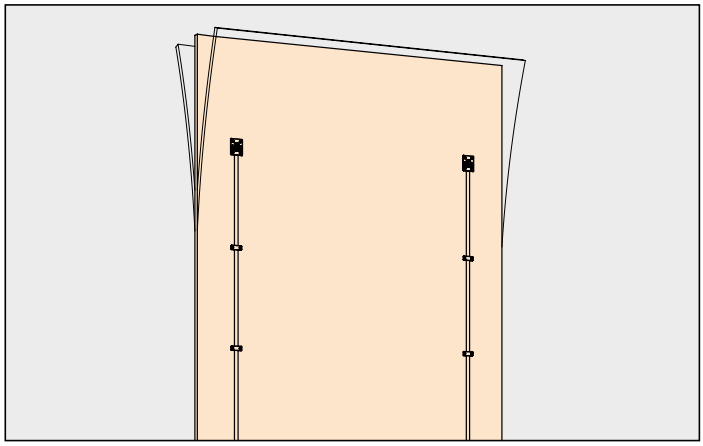

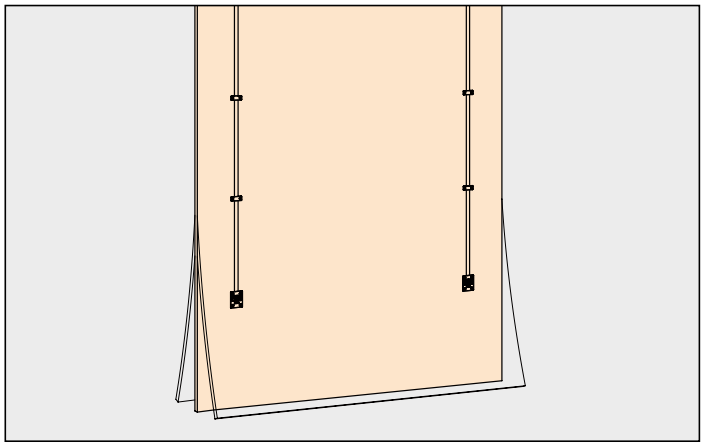

Ausrichtbeschlag zur Stabilisierung von Schiebetüren ab 1215 mm bis 2600 mm Höhe. (Für Hartholz nicht geeignet)

Straightening fitting for stabilising sliding doors from 1215 mm up to 2600 mm high. (Not suitable for hard wood)

Ferrure de redressement pour la stabilisation de portes coulissantes d'une hauteur de 1215 mm jusqu'à max. de 2600 mm. (Ne convient pas pour bois dur)

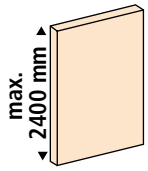

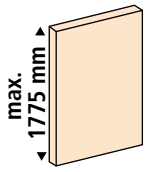

Garnituren/Sets/Garnitures

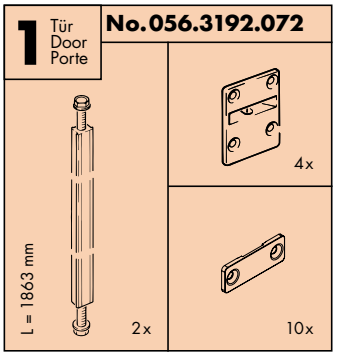

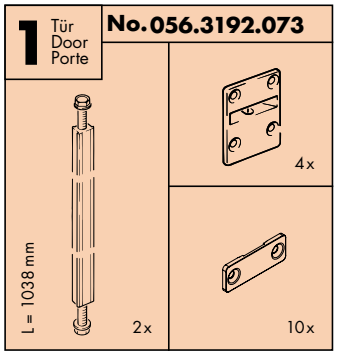

◉ **Alu** /Aluminium/Alu

⊛ **Eloxiert Schwarz** /Anodized black/Anodisé noir

Einbaubeispiele / Mounting examples / Exemples de montage

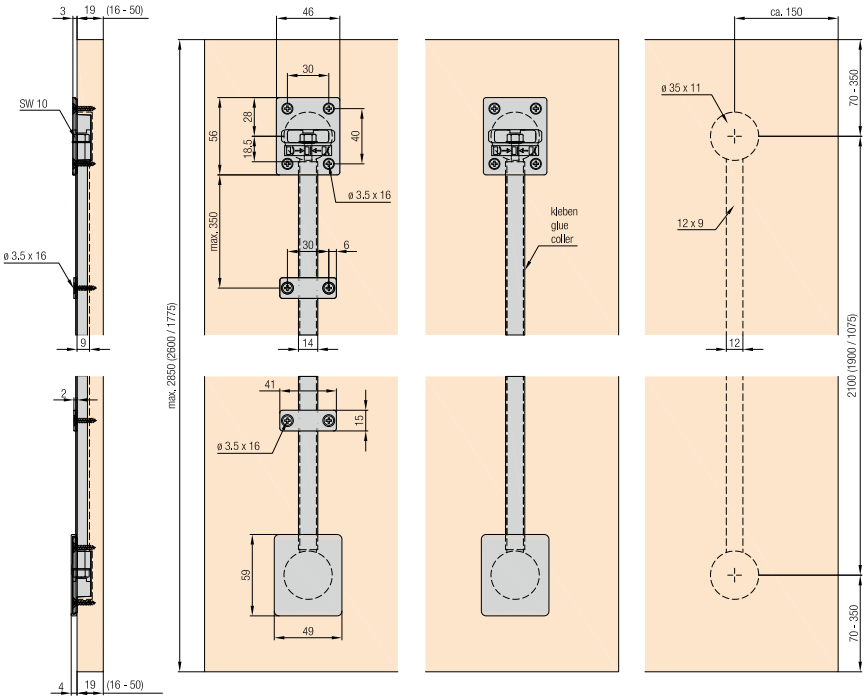

Montage/Mounting/Montage

- **mit vormontierter Sechskantschraube im Spannprofil**
- **für kürzere Türen kann das Profil zugeschnitten werden**
- **pro Türe empfehlen wir 2 Beschläge**
- with pre-mounted hexagon bolt in tightening profile
- the profile can be cut to size for shorter doors
- we recommend 2 fittings per door
- avec boulon à six pans, prémonté dans le profil de fixation
- le profil peut être coupé sur mesure pour les portes plus courtes
- nous conseillons 2 ferrures par porte

Der neue Hawa Ausrichtbeschlag
The new Hawa Straightening fitting
La nouvelle Hawa Ferrure de redressement

Jetzt downloaden: in Deutsch, Englisch und Französisch
Download now: in german, english and french
Téléchargez maintenant: en allemand, anglais et français

Türbearbeitung = rote Zahlen/Dimensions and drillings for doors = red numbers/Usinage de la porte = chiffres rouges

Glasempfehlung | Glass recommendation | Types de verre recommandés

Floatglas Float glass Floatglas (vitre)	**ESG** Tempered safety glass ESG	**VSG aus Floatglas** Laminated glass made from float glass VSG issu de Floatglas	**VSG aus ESG** Laminated glass made from tempered safety glass VSG issu de ESG	**VSG aus TVG** Laminated glass made from heat-strengthened glass VSG issu de TVG

MÖBEL/FURNITURE/MEUBLES					
Hawa Clipo GR, GPK, GPPK, G	[o]	●			
Hawa Clipo GS, GK		●	[o]		
Hawa Combino GR	[o]	●			
Hawa Creation GAK		●	[o]	■	■
Hawa Frontal GR	[o]	●			■
Hawa Frontal GK		●		■	■
Hawa Regal A GR	[o]	●			
Hawa Regal B SP, HG, GK		●	[o]	■	■
Hawa Regal C GR, GPPK	[o]	●			

BAU/BUILDING/BÂTIMENT					
Hawa Divido 80/100 GR, GRU, GRM, Synchro		●	[o]	[o]	[o]
Hawa Porta 40 GE		●	[o]	■	■
Hawa Porta 100 G, GU, GM, GF, GFO		●	[o]	■	■
Hawa Porta 100 GW, GWF, GMD		●		■	■
Hawa Banio 40 GF, GFE		●		■	●

05.19

- ● **Empfehlung Hawa**/Recommended by Hawa/Recommandation par Hawa
- [o] **Mit Einschränkungen (Floatglas bezüglich Bruchsicherheit/VSG aus Floatglas bezüglich Optik der Glaskanten)**
  With restrictions (float glass due to breaking resistance/laminated glass made from float glass due to appearance of glass edges)
  Avec restrictions (Floatglas en raison de la résistance à la rupture/VSG issu de Floatglas en raison de l'aspect des arêtes de verre) **Anwendung**
- ■ **aus optischen Gründen nicht zu empfehlen, da produktionstechnisch ein Versatz von bis zu 4 mm möglich ist.** Application not recommended for aesthetic reasons, since misalignment of up to 4 mm may occur due to technical reasons during production. Utilisation non recommandée pour des raisons d'optique car, pour des impératifs techniques, un décalage jusqu'à 4 mm est possible.

Float

Floatglas ist das konventionelle Bauglas, welches im sogenannten Floatprozess (schwimmend auf Zinn) hergestellt wird.
Float glass is conventional structural glass that is manufactured using the so-called float process (floating a on a bath of molten tin).
Floatglas (vitre) est un verre de construction conventionnel, obtenu par coulée continue et flottage sur un bain d'étain.

ESG

Das **Einscheiben-Sicherheitsglas** ist ein vorgespanntes Glas. Die Herstellung erfolgt durch eine spezielle Wärmebehandlung. Beim Scheibenbruch zerfällt das ESG in ein engmaschiges Netz aus unscharfen Glaskrümeln. Einscheiben-Sicherheits-Glas weist eine hohe Elastizität, Biegebruchfestigkeit, Schlagfestigkeit und Temperaturwechselbeständigkeit auf.
Tempered safety glass is strengthened glass. It is manufactured using special heat treatment. When the glass breaks, tempered safety glass shatters into small blunt-edged fragments. Tempered safety glass has extremely good resilience to breakage, bending resistance, impact resistance and thermal shock resistance.
ESG est un verre de sécurité trempé (précontraint). Sa fabrication intervient sous traitement thermique spécial. Lorsqu'il se brise, il se transforme en un filet à fin maillage de grains de verre non-coupant. Le verre de sécurité trempé fait preuve d'une grande élasticité et d'une grande résistance à la flexion, aux chocs et aux variations de température.

VSG

Beim **Verbund-Sicherheitsglas** werden zwei oder mehrere übereinanderliegende Glasscheiben durch eine oder mehrere hochelastische Folien (0.38 – max. 0.76 mm) aus Polyvinylbutyral (PVB) fest miteinander verbunden. Beim Bruch einer VSG-Scheibe bleiben die Bruchstücke an der Folie haften.
Laminated glass is produced by bonding two or more of glass together by means of one or more extremely flexible polyvinyl butyral (PVB) interlayers (0.38 – max. 0.76 mm). When laminated glass breaks, the fragments adhere to the interlayer.
VSG le verre de sécurité feuilleté est un verre composé de deux ou plusieurs vitres, fermement assemblées par un ou plusieurs films (0.38 – max. 0.76 mm) en PVB (polyvinylbutyral) à élasticité élevée. Lorsque le verre se brise, les morceaux adhèrent au(x) film(s) intercalaire(s).

TVG

Teilvorgespanntes Glas ist ein thermisch behandeltes Floatglas. TVG weist ein ähnliches Bruchbild auf wie thermisch unbehandeltes Glas. Trotzdem hat TVG eine höhere Widerstandsfähigkeit gegenüber Druck und Stoss als unbehandeltes Glas.
Heat-strengthened glass is thermally treated float glass and has a breakage pattern similar to glass that has not been thermally treated. It is more resistant to stress and impact than untreated glass.
TVG est un verre Floatglas durci thermiquement induisant une contrainte superficielle. Son comportement lorsqu'il se brise est sensiblement identique à celui d'un verre non traité thermiquement. Cependant le verre durci présente une capacité de résistance supérieure à la pression et aux chocs par rapport au verre non traité.

Türgewichte | Door weights | Poids de vantaux

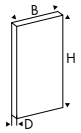	**Spanplatte** Chipboard Panneau d'aggloméré			**...mit Spiegel** ...with mirror ...avec miroi		**MDF** MDF MDF			**Glas/Spiegel** Glass/mirror Verre/miroir		
D mm	**16**	**19**	**25**	**16+3**	**19+4**	**16**	**19**	**25**	**4**	**6**	**8**
B x H											
500 x 1200	6.6	7.8	9.9	11.1	13.8	7.5	8.7	11.4	6.0	9.0	12.0
500 x 1800	9.9	11.7	14.9	16.7	21.0	11.3	13.1	17.1	9.0	13.5	18.0
600 x 1800	11.9	14.0	17.8	20.0	24.8	13.5	15.7	20.6	10.8	16.0	21.6
600 x 2200	14.5	17.2	21.8	24.4	30.4	16.5	19.2	25.1	13.2	19.8	26.4
600 x 2400	15.8	18.7	23.8	26.6	33.1	18.0	20.9	27.4	14.4	21.6	28.8
800 x 1800	15.8	18.7	23.8	26.6	33.1	18.0	20.9	27.4	14.4	21.6	28.8
800 x 2200	19.4	22.9	29.0	32.6	40.5	22.0	25.6	33.5	17.6	26.4	35.2
800 x 2400	21.1	25.0	31.7	35.5	44.2	24.0	27.9	36.5	19.2	28.8	38.4
1000 x 1200	13.2	15.6	19.8	22.2	27.6	15.0	17.4	22.8	12.0	18.0	24.0
1000 x 2400	26.4	31.2	39.6	44.4	55.2	30.0	34.8	45.6	24.0	36.0	48.0
kg/m²	11.0	13.0	16.5	18.5	23.0	12.5	14.5	19.0	10.0	15.0	20.0

Angaben ohne Gewähr
No liability assumed
Données sans engagement de notre part

Technische Daten | Technical data | Caractéristiques techniques

- **Hawa-Produkte sind nach EN 15706 (ehemals DIN 68859) getestet.**
  Hawa products have been tested in accordance with EN 15706 (formerly DIN 68859).
  Les produits Hawa sont testés conformemément à la EN 15706 (ex-DIN 68859).
- **Max. Türgewichte und Türmasse siehe jeweilige Katalogseiten.**
  Das max. Türgewicht darf nicht überschritten werden!
  Max. door weights and door dimensions see respective catalogue pages.
  The maximum door weight may not be exceeded!
  Max. poids et dimensions de vantaux voir pages correspondantes du catalogue.
  Le poids de porte maximal ne doit pas être dépassé!
- **Einscheiben-Sicherheitsglas verwenden.**
  Use toughened glass.
  Utiliser du verre de sécurité simple.
- **Empfehlung: Glaskanten für Einbau in Alu-Rahmen besäumen.**
  We recommend trimming the glass edges for installation in aluminium frames.
  Recommandation: rogner les chants de verre pour le montage dans les cadres en alu.
- **Die Produkte sind nicht für Aussenanwendungen geeignet.**
  The products are inapplicable for outdoor applications/use.
  Les produits sont inappropriés pour des applications extérieures/l'usage extérieur.
- **Längenmasse der Standardprofile aus dem Hawa-Sortiment unterliegen der DIN ISO 2768-1 c (+/– 4 mm)**
  The length dimensions of the standard profiles from the Hawa range are subject to DIN ISO 2768-1 c (+/– 4 mm)
  Les longueurs des profilés standard de la gamme Hawa sont conformes aux exigences de la norme DIN ISO 2768-1 c (+/– 4 mm)
- **Technische Aenderungen vorbehalten.**
  Subject to technical modifications.
  Sous réserve de modifications techniques.

Hawa Sliding Solutions AG
Untere Fischbachstrasse 4, 8932 Mettmenstetten, Switzerland
Phone +41 44 787 17 17, Fax +41 44 787 17 18
info@hawa.com, www.hawa.com

Subject to technical modifications. 789.0104.001/08.2020 Hawa Regal, Creation, Frontal, Libra © Hawa Sliding Solutions AG