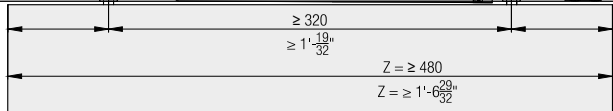
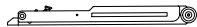

	Z =					
	1			2		
	0	1	2	0	1	2
Hawa Porta 60/100 H/HC	1' 6 <sup>29</sup> / <sub>32</sub> "	1' 9 <sup>1</sup> / <sub>16</sub> "	1' 11 <sup>1</sup> / <sub>4</sub> "	2' 4 <sup>3</sup> / <sub>4</sub> "	2' 6 <sup>29</sup> / <sub>32</sub> "	2' 9 <sup>3</sup> / <sub>32</sub> "
Hawa Porta 60/100 HM/HMD/HMT	1' 6 <sup>29</sup> / <sub>32</sub> "	1' 9 <sup>1</sup> / <sub>16</sub> "	1' 11 <sup>1</sup> / <sub>4</sub> "	2' 4 <sup>3</sup> / <sub>4</sub> "	2' 6 <sup>29</sup> / <sub>32</sub> "	2' 9 <sup>3</sup> / <sub>32</sub> "
Hawa Porta 100 G/GU/GM/GMT	1' 6 <sup>29</sup> / <sub>32</sub> "	1' 9 <sup>1</sup> / <sub>16</sub> "	1' 11 <sup>1</sup> / <sub>4</sub> "	2' 4 <sup>3</sup> / <sub>4</sub> "	2' 6 <sup>29</sup> / <sub>32</sub> "	2' 9 <sup>3</sup> / <sub>32</sub> "
Hawa Porta 100 GF	1' 6 <sup>29</sup> / <sub>32</sub> "	X	X	2' 4 <sup>3</sup> / <sub>4</sub> "	X	X
Hawa Porta 100 GW/GWF	1' 8 <sup>5</sup> / <sub>32</sub> "	1' 9 <sup>11</sup> / <sub>32</sub> "	1' 11 <sup>1</sup> / <sub>4</sub> "	2' 6"	2' 6 <sup>29</sup> / <sub>32</sub> "	2' 7 <sup>3</sup> / <sub>16</sub> "
Hawa Porta 100 GMD	1' 7 <sup>7</sup> / <sub>32</sub> "	1' 9 <sup>7</sup> / <sub>32</sub> "	1' 11 <sup>1</sup> / <sub>4</sub> "	2' 5 <sup>1</sup> / <sub>16</sub> "	2' 7 <sup>1</sup> / <sub>16</sub> "	2' 7 <sup>3</sup> / <sub>16</sub> "
Hawa Divido 100 H/HM/GR	1' 6 <sup>29</sup> / <sub>32</sub> "	1' 9 <sup>1</sup> / <sub>16</sub> "	1' 11 <sup>1</sup> / <sub>4</sub> "	2' 4 <sup>3</sup> / <sub>4</sub> "	2' 6 <sup>29</sup> / <sub>32</sub> "	2' 9 <sup>3</sup> / <sub>32</sub> "
Hawa Divido 100 GRM	1' 8 <sup>5</sup> / <sub>32</sub> "	1' 10 <sup>11</sup> / <sub>32</sub> "	1' 0 <sup>1</sup> / <sub>2</sub> "	2' 6"	2' 8 <sup>5</sup> / <sub>32</sub> "	2' 10 <sup>11</sup> / <sub>32</sub> "



 	Z =					
	1			2		
	0	1	2	0	1	2
Hawa Porta 60/100 H/HC	480	535	590	730	785	840
Hawa Porta 60/100 HM/HMD/HMT	480	535	590	730	785	840
Hawa Porta 100 G/GU/GM/GMT	480	535	590	730	785	840
Hawa Porta 100 GF	480	X	X	730	X	X
Hawa Porta 100 GW/GWF	512	542	590	762	792	840
Hawa Porta 100 GMD	488	539	590	738	789	840
Hawa Divido 100 H/HM/GR	480	535	590	730	785	840
Hawa Divido 100 GRM	512	567	622	762	817	872

\* Montageöffnung  
assembly opening  
ouverture de montage

