

ENVIRONMENTAL PRODUCT DECLARATION


as per ISO 14025 and EN 15804

Owner of the Declaration	ARGE; European Federation of Associations of Lock and Builders Hardware Manufacturers
Programme holder	Institut Bauen und Umwelt e.V. (IBU)
Publisher	Institut Bauen und Umwelt e.V. (IBU)
Declaration number	EPD-ARG-20160185-IBG1-EN
ECO EPD Ref. No.	ECO-00000447
Issue date	12.10.2016
Valid to	11.10.2021



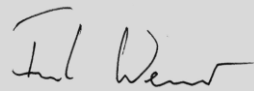
Glass door gear
ARGE; European Federation of Associations of
Lock and Builders Hardware Manufacturers

(This EPD is valid only for products supplied by an ARGE EPD licence holder)

www.bau-umwelt.com / <https://epd-online.com>



1. General Information

<p>ARGE</p> <hr/> <p>Programme holder IBU - Institut Bauen und Umwelt e.V. Panoramastr. 1 10178 Berlin Germany</p> <hr/> <p>Declaration number EPD-ARG-20160185-IBG1-EN</p> <hr/> <p>This Declaration is based on the Product Category Rules: Building Hardware products, 07.2014 (PCR tested and approved by the SVR)</p> <hr/> <p>Issue date 12.10.2016</p> <hr/> <p>Valid to 11.10.2021</p> <hr/> <p></p> <hr/> <p>Prof. Dr.-Ing. Horst J. Bossenmayer (President of Institut Bauen und Umwelt e.V.)</p> <hr/> <p></p> <hr/> <p>Dr. Burkhard Lehmann (Managing Director IBU)</p>	<p>Glass door gear</p> <hr/> <p>Owner of the Declaration ARGE; European Federation of Associations of Lock and Builders Hardware Manufacturers Offerstraße 12, 42551 Velbert Germany</p> <hr/> <p>Declared product / Declared unit 1 kg of glass door gear</p> <hr/> <p>Scope: This ARGE EPD covers glass door mechanisms used to support glass doors and allow their opening and closing by means of a sliding action. The reference product used to calculate the impact this product group has on the environment is a mechanism composed of aluminium, steel and zinc-based alloy. It is the only one assessed for this EPD and serves as a reference to cover all products within this family. This product has been determined in accordance with ARGE and its market share as being the most representative product of the family. The owner of the declaration shall be liable for the underlying information and evidence, but the ARGE programme holder (IBU) cannot be held responsible for manufacturer's information, life cycle assessment data or evidence.</p> <hr/> <p>Verification</p> <table border="1"> <tr> <td colspan="2">The CEN Norm /EN 15804/ serves as the core PCR</td> </tr> <tr> <td colspan="2">Independent verification of the declaration according to /ISO 14025/</td> </tr> <tr> <td><input type="checkbox"/> internally</td> <td><input checked="" type="checkbox"/> externally</td> </tr> </table> <hr/> <p></p> <hr/> <p>Dr. Frank Werner (Independent verifier appointed by SVR)</p>	The CEN Norm /EN 15804/ serves as the core PCR		Independent verification of the declaration according to /ISO 14025/		<input type="checkbox"/> internally	<input checked="" type="checkbox"/> externally
The CEN Norm /EN 15804/ serves as the core PCR							
Independent verification of the declaration according to /ISO 14025/							
<input type="checkbox"/> internally	<input checked="" type="checkbox"/> externally						

2. Product

2.1 Product description

This EPD covers glass door gear used to support glass doors and allow their opening and closing.

2.2 Application

These products are designed to be integrated into door assemblies made of glass. Their purpose is to ensure the opening and closing of a door. They may be used for either interior or exterior doors in accordance with manufacturer's instructions.

2.3 Technical Data

Ideally, products should comply with a suitable technical specification. /EN 1527:2013/ is an example of such a specification and some products will comply with this. The relevant grading structure is shown in the following table

Name	Value	Unit
Category of use	-	
Durability	1 - 6	
Door mass	1 - 4	
Fire resistance	-	
Safety	1	

corrosion resistance	0 - 5	
Security - Burglar resistance	-	
Category of door	1, 2, 3	

2.4 Placing on the market / Application rules

Since /EN 1527:2013/ and /CEN-TS 13126/ are not harmonized standards, it is not subject to the terms of the CPR and compliance with the standard is purely voluntary. National provisions however (e.g. Building Regulations) may still apply.

2.5 Delivery status

The products are sold by unit. Deliveries of a single unit might be possible but will be an exception. Regular deliveries will cover a larger amount of glass door gear as they are put on the market as "B2B" products and not for the final customer.

2.6 Base materials / Ancillary materials

Composition of product analysed for this EPD:

The values given in the table below are for the product analysed for this EPD :

Name	Value	Unit
Aluminium	79.13	%
Steel	12.38	%
Zinc-based alloy	5.71	%
Stainless steel	1.99	%
Acetal	0.41	%
Polypropylene	0.37	%
PVC	0.00463	%
POM	0.41	%
PEHD	0.00139	%

The product does not contain substances cited on the REACH list of hazardous substances.

Aluminium is a non-ferrous metal produced from bauxite by the Bayer process. Subcomponents made of aluminium are made by extrusion.

Steel is produced by combining iron with carbon as well as other elements depending on the desired characteristics. The subcomponents made of steel are formed by stamping.

Zinc-based alloy is an alloy of four separate metals: zinc, aluminium, magnesium and copper. Subcomponents of the glass door gear, which are made from zinc-based alloy, are diecast.

Stainless steel is produced by combining iron with chromium as well as other elements depending on the desired characteristics. The subcomponents made of steel are formed by stamping.

Acetal, or polyoxymethylene, is produced via polymerisation of anhydrous formaldehyde. Subcomponents made of acetal are also formed by injection moulding.

Polypropylene is a thermoplastic polymer produced from propylene via a polymerisation process. Subcomponents made of PP are made by injection moulding.

PVC is a thermoplastic polymer produced via polymerisation of vinyl chloride. Subcomponents made of PVC are made by injection moulding.

2.7 Manufacture

Production of glass door gear hardware normally follows a 3 step procedure:

1. Prefabrication of the semi-finished products This step might include a surface treatment on the factory site or by external manufacturers.
2. Preassembly of assembly modules (onsite factory)
3. Final assembly (onsite factory)

2.8 Environment and health during manufacturing

Regular measurements of air quality and noise levels are performed by ARGE member manufacturers. The results shall be within compulsory safety levels. In areas where employees are exposed to chemical products, prescribed safety clothes and technical safety devices shall be provided. Regular health checks are mandatory for employees on production sites.

2.9 Product processing/Installation

The installation of the product could vary depending on the type of door and the specific situation but products shall not require energy consumption for installation.

2.10 Packaging

The product assessed for this EPD is packaged in paper. The product is then packed by batch in a cardboard box and stacked on wooden pallets for transport to the customer.

Waste from product packaging is collected separately for waste disposal (including recycling).

2.11 Condition of use

Once installed, the products shall require no servicing during their expected service lives. There shall be no consumption of water or energy linked to their use, and they shall not cause any emissions.

2.12 Environment and health during use

No environmental damage or health risks are to be expected during normal conditions of use.

2.13 Reference service life

The Reference Service Life is 30 years under normal working conditions. This corresponds to passing a mechanical endurance test of 100.000 cycles as specified in the /EN 1527/. The Reference Service Life is dependent on the actual frequency of use and environmental conditions. It is required that installation, as well as maintenance of the product, must be done in line with instructions provided by the manufacturer.

2.14 Extraordinary effects

Fire

There are no specific fire resistance requirements.

Water

The declared product is intended to be used in buildings under normal conditions (indoor or outdoor use). It shall not emit hazardous substances in the event of flooding.

Mechanical destruction

Mechanical destruction of the declared product shall not materially alter its composition or have any adverse effect on the environment.

2.15 Re-use phase

Removal of glass door gear (for re-use or re-cycling) shall have no adverse effect on the environment.

2.16 Disposal

Glass door gear should be re-cycled wherever possible, providing that there is no adverse effect on the environment. The waste code in accordance with the /European Waste Code/ is 17 04 07.

2.17 Further information

Details of all types and variants to be shown on the manufacturers' websites listed on <http://arge.org/members/members-directory.htm>

3. LCA: Calculation rules

3.1 Declared Unit

The declared unit for all products covered by ARGE EPD is 1 kg (of product). Since individual products will rarely weigh exactly 1 kg it is necessary to establish the exact weight of the product then use this as a correction factor to determine the true values for 1 kg of product in the tables (Section 5).

Correction factor

Name	Value	Unit
Declared unit mass	1	kg
Mass of declared product	4.32	Kg
Correction factor	Divide by 4.32	

3.2 System boundary

This type of EPD covers "cradle-to-grave" requirements.

The analysis of the product life cycle includes the production and transport of the raw materials, manufacture of the product and the packaging materials, which are declared in modules A1-A3. Losses during production are considered as waste and are sent for recycling. No recycling processes are taken into account except transport and an electricity consumption for grinding the metals. When recycled metals are used as raw material, only their transformation process is taken into account and not the extraction of the raw material.

A4 module represents the transport of the finished product to the installation site.

There is no waste associated with the installation of the product. The A5 module therefore represents only the disposal of the product packaging.

For the RSL considered for this study, there are no inputs or outputs for the stages B1-B7.

The End-of-Life (EoL) stages are also considered. The transportation to the EoL disposal site is taken into account in module C2. Module C4 covers the disposal of the glass door gear. Module C3 covers the recycling of the individual elements according to European averages, with the remaining waste divided between incineration and landfill. The same assumption as for waste to recycling in A3 is used here.

For end-of-life modules (C1 to C4) the system boundaries from the XP P01-064/CN standard have been followed, see annex H.2 and H.6 of this document for figures and further details.

In practice, the end-of-life has been modelled as follows:

- When a material is sent to recycling generic transport and electric consumption of a shredder is taken into account (corresponding to the process "Grinding, metals"). Only then is the material considered to have attained the "end-of-waste" state.

- Each type of waste is modelled as transport to the treatment site over a distance of 30 km (source: FD P01-015). Parts sent for recycling include an electricity consumption (grinding) and a flow ("Materials for recycling, unspecified").

Four scenarios for the end-of-life of the products have been declared for this EPD:

1. 100% of the product going to landfill
2. 100% of the product going to incineration
3. 100% of the product going to recycling
4. Mixed scenario consisting of the previous three scenarios, with values depending on the amount of waste going for recycling.

Module D has not been declared.

3.3 Estimates and assumptions

The LCA data of the declared product has been calculated from the production data of one ARGE member company. This company had been chosen by ARGE as being representative by virtue of its production processes and market share. The chosen product follows the "worst-case" principle as explained in Section 6 - LCA interpretation

3.4 Cut-off criteria

The cut-off criteria considered are 1% of renewable and non-renewable primary energy usage and 1% of the total mass of that unit process. The total neglected input flows per module shall be at a maximum of 5% of energy usage and mass.

For this study, all input and output flows have been considered at 100%, including raw materials as per the product composition provided by the manufacturer and packaging of raw materials as well as the final product. Energy and water consumption have also been considered at 100% according to the data provided. With the approach chosen, no significant environmental impacts are known to have been cut-off.

3.5 Background data

For life cycle modelling of the considered product, all relevant background datasets are taken from the ecoinvent 3.1 – Alloc Rec database. The life cycle analysis software used is SimaPro (V8.0.5), developed by PRé Consulting.

3.6 Data quality

The time factor, the life cycle inventory data used comes from:

Data collected specifically for this study on the ARGE manufacturer's site. Data sets are based on 1- year averaged data (time period: January 2013 to December 2013).

In the absence of collected data, generic data from the ecoinvent V3 database was used. It is updated regularly and is representative of current processes (the entire database having been updated in 2014).

3.7 Period under review

The LCA data is based on the annual production data of an ARGE member company from 2013.

Other values, e.g. for the processing of the base materials, are taken from the ecoinvent v3.1 Alloc Rec where the dataset age varies for each dataset, see ecoinvent documentation for more information.

3.8 Allocation

The product assessed for the calculation of this EPD is produced by one manufacturer on one site. All data was provided by this manufacturer of the products by unit, and then divided by the mass of the product to give a value per kg of product produced

The assumptions relating to the EoL of the product are described in the section System Boundaries.

3.9 Comparability

Basically, a comparison or an evaluation of EPD data is only possible if all the data sets to be compared are created according to /EN 15804/ and the building context, respectively the product-specific characteristics of performance, are taken into account.

4. LCA: Scenarios and additional technical information

The following technical information is a basis for the declared modules or can be used for developing specific scenarios in the context of a building assessment for Modules Not Declared (MND).

Transport to the building site (A4)

Name	Value	Unit
Litres of fuel	0.0045	l/100km
Transport distance	3500	km
Capacity utilisation (including empty runs)	36	%

Installation into the building (A5)

Name	Value	Unit
Material loss	0.088	kg

Reference service life

Name	Value	Unit
Reference service life (condition of use: see §2.13)	30	a

End of life (C1-C4)

Name	Value	Unit
Collected separately (Mixed scenario)	1	kg
Recycling (Mixed scenario)	0.513	kg
Energy recovery (Mixed scenario)	0.224	kg
Landfilling (Mixed scenario)	0.263	kg
Incineration (100% incineration scenario) Scenario 1	1	kg
Landfilling (Landfill scenario) Scenario 2	1	kg
Recycling (100% recycling scenario) Scenario 3	1	kg

It is assumed that a 16-32 ton truck is used to transport the product over the (up to) 30 km distance between the dismantling site and the next treatment site. (source: FD P01-015).

Reuse, recovery and/or recycling potentials (D), relevant scenario information

As Module D has not been declared, materials destined for recycling have been accounted for in the indicator "Materials for recycling" however, no benefit has been allocated.

Name	Value	Unit
------	-------	------

5. LCA: Results

In Table 1 "Description of the system boundary", the declared modules are indicated with an "X"; all modules that are not declared within the EPD but where additional data are available are indicated with "MND". Those data can also be used for building assessment scenarios. The values are declared with three valid digits in exponential form.

DESCRIPTION OF THE SYSTEM BOUNDARY (X = INCLUDED IN LCA; MND = MODULE NOT DECLARED)

PRODUCT STAGE			CONSTRUCTION PROCESS STAGE		USE STAGE								END OF LIFE STAGE				BENEFITS AND LOADS BEYOND THE SYSTEM BOUNDARIES
Raw material supply	Transport	Manufacturing	Transport from the gate to the site	Assembly	Use	Maintenance	Repair	Replacement	Refurbishment	Operational energy use	Operational water use	De-construction demolition	Transport	Waste processing	Disposal	Reuse-Recovery-Recycling-potential	
A1	A2	A3	A4	A5	B1	B2	B3	B4	B5	B6	B7	C1	C2	C3	C4	D	
X	X	X	X	X	MND	MND	MND	MND	MND	MND	MND	X	X	X	X	MND	

RESULTS OF THE LCA - ENVIRONMENTAL IMPACT: 1 kg of glass door gear

Parameter	Unit	A1-A3	A4	A5	C1	C2	C2/1	C2/2	C2/3	C3	C3/1	C3/2	C3/3	C4	C4/1	C4/2	C4/3
GWP	[kg CO ₂ -Eq.]	7.96E+0	5.89E-1	8.64E-3	0.00E+0	5.05E-3	5.05E-3	5.05E-3	5.05E-3	5.03E-3	0.00E+0	0.00E+0	8.66E-3	3.98E-3	5.23E-1	4.97E-1	0.00E+0
ODP	[kg CFC11-Eq.]	6.66E-7	1.08E-7	2.06E-10	0.00E+0	9.26E-10	9.26E-10	9.26E-10	9.26E-10	5.40E-10	0.00E+0	0.00E+0	9.30E-10	2.90E-11	4.02E-9	3.43E-9	0.00E+0
AP	[kg SO ₂ -Eq.]	6.66E-2	2.39E-3	7.06E-6	0.00E+0	2.05E-5	2.05E-5	2.05E-5	2.05E-5	2.09E-5	0.00E+0	0.00E+0	3.60E-5	1.46E-6	2.58E-4	1.24E-4	0.00E+0
EP	[kg (PO ₄) ³ -Eq.]	4.86E-3	4.06E-4	3.99E-6	0.00E+0	3.48E-6	3.48E-6	3.48E-6	3.48E-6	2.35E-6	0.00E+0	0.00E+0	4.04E-6	2.78E-6	7.52E-5	5.94E-4	0.00E+0
POCP	[kg ethene-Eq.]	5.42E-3	2.68E-4	1.85E-6	0.00E+0	2.30E-6	2.30E-6	2.30E-6	2.30E-6	1.15E-6	0.00E+0	0.00E+0	1.98E-6	6.51E-7	1.60E-5	1.41E-4	0.00E+0
ADPE	[kg Sb-Eq.]	5.13E-4	1.95E-6	2.30E-9	0.00E+0	1.67E-8	1.67E-8	1.67E-8	1.67E-8	2.05E-9	0.00E+0	0.00E+0	3.53E-9	2.73E-10	4.69E-8	2.47E-8	0.00E+0
ADPF	[MJ]	9.48E+1	8.97E+0	1.91E-2	0.00E+0	7.69E-2	7.69E-2	7.69E-2	7.69E-2	7.72E-2	0.00E+0	0.00E+0	1.33E-1	2.52E-3	3.73E-1	2.80E-1	0.00E+0

Caption: GWP = Global warming potential; ODP = Depletion potential of the stratospheric ozone layer; AP = Acidification potential of land and water; EP = Eutrophication potential; POCP = Formation potential of tropospheric ozone photochemical oxidants; ADPE = Abiotic depletion potential for non-fossil resources; ADPF = Abiotic depletion potential for fossil resources

RESULTS OF THE LCA - RESOURCE USE: 1 kg of glass door gear

Parameter	Unit	A1-A3	A4	A5	C1	C2	C2/1	C2/2	C2/3	C3	C3/1	C3/2	C3/3	C4	C4/1	C4/2	C4/3
PERE	[MJ]	3.59E+1	1.12E-1	1.42E-3	0.00E+0	9.61E-4	9.61E-4	9.61E-4	9.61E-4	9.98E-3	0.00E+0	0.00E+0	1.72E-2	1.30E-4	1.14E-2	2.11E-2	0.00E+0
PERM	[MJ]	1.26E+0	0.00E+0	1.10E+0	0.00E+0	0.00E+0	0.00E+0	0.00E+0	0.00E+0	0.00E+0	0.00E+0	0.00E+0	0.00E+0	0.00E+0	0.00E+0	0.00E+0	0.00E+0
PERT	[MJ]	3.71E+1	1.12E-1	1.10E+0	0.00E+0	9.61E-4	9.61E-4	9.61E-4	9.61E-4	9.98E-3	0.00E+0	0.00E+0	1.72E-2	1.30E-4	1.14E-2	2.11E-2	0.00E+0
PENRE	[MJ]	1.13E+2	9.13E+0	2.38E-2	0.00E+0	7.82E-2	7.82E-2	7.82E-2	7.82E-2	1.13E-1	0.00E+0	0.00E+0	1.95E-1	2.88E-3	3.86E-1	3.53E-1	0.00E+0
PENRM	[MJ]	3.14E-1	0.00E+0	3.90E-20	0.00E+0	0.00E+0	0.00E+0	0.00E+0	0.00E+0	0.00E+0	0.00E+0	0.00E+0	0.00E+0	0.00E+0	0.00E+0	0.00E+0	0.00E+0
PENRT	[MJ]	1.13E+2	9.13E+0	1.53E-20	0.00E+0	7.82E-2	7.82E-2	7.82E-2	7.82E-2	1.13E-1	0.00E+0	0.00E+0	1.95E-1	2.88E-3	3.86E-1	3.53E-1	0.00E+0
SM	[kg]	4.20E-1	0.00E+0	0.00E+0	0.00E+0	0.00E+0	0.00E+0	0.00E+0	0.00E+0	0.00E+0	0.00E+0	0.00E+0	0.00E+0	0.00E+0	0.00E+0	0.00E+0	0.00E+0
RSF	[MJ]	0.00E+0	0.00E+0	0.00E+0	0.00E+0	0.00E+0	0.00E+0	0.00E+0	0.00E+0	0.00E+0	0.00E+0	0.00E+0	0.00E+0	0.00E+0	0.00E+0	0.00E+0	0.00E+0
NRSF	[MJ]	0.00E+0	0.00E+0	0.00E+0	0.00E+0	0.00E+0	0.00E+0	0.00E+0	0.00E+0	0.00E+0	0.00E+0	0.00E+0	0.00E+0	0.00E+0	0.00E+0	0.00E+0	0.00E+0
FW	[m ³]	1.49E-1	1.72E-3	1.24E-5	0.00E+0	1.48E-5	1.48E-5	1.48E-5	1.48E-5	3.80E-5	0.00E+0	0.00E+0	6.54E-5	5.65E-6	1.17E-3	3.42E-4	0.00E+0

Caption: PERE = Use of renewable primary energy excluding renewable primary energy resources used as raw materials; PERM = Use of renewable primary energy resources used as raw materials; PERT = Total use of renewable primary energy resources; PENRE = Use of non-renewable primary energy resources used as raw materials; PENRM = Use of non-renewable primary energy resources used as raw materials; PENRT = Total use of non-renewable primary energy resources; SM = Use of secondary material; RSF = Use of renewable secondary fuels; NRSF = Use of non-renewable secondary fuels; FW = Use of net fresh water

RESULTS OF THE LCA – OUTPUT FLOWS AND WASTE CATEGORIES:

1 kg of glass door gear

Parameter	Unit	A1-A3	A4	A5	C1	C2	C2/1	C2/2	C2/3	C3	C3/1	C3/2	C3/3	C4	C4/1	C4/2	C4/3
HWD	[kg]	2.12E+0	5.64E-3	1.43E-4	0.00E+0	4.83E-5	4.83E-5	4.83E-5	4.83E-5	3.56E-4	0.00E+0	0.00E+0	6.14E-4	9.61E-4	2.66E-1	1.24E-3	0.00E+0
NHWD	[kg]	3.24E+0	4.68E-1	7.35E-3	0.00E+0	4.01E-3	4.01E-3	4.01E-3	4.01E-3	1.61E-3	0.00E+0	0.00E+0	2.77E-3	4.30E-3	1.45E-2	1.00E+0	0.00E+0
RWD	[kg]	4.61E-4	6.13E-5	1.37E-7	0.00E+0	5.25E-7	5.25E-7	5.25E-7	5.25E-7	6.11E-7	0.00E+0	0.00E+0	1.05E-6	1.60E-8	1.35E-6	2.65E-6	0.00E+0
CRU	[kg]	0.00E+0	0.00E+0	0.00E+0	0.00E+0	0.00E+0	0.00E+0	0.00E+0	0.00E+0	0.00E+0	0.00E+0	0.00E+0	0.00E+0	0.00E+0	0.00E+0	0.00E+0	0.00E+0
MFR	[kg]	1.95E-1	0.00E+0	7.64E-2	0.00E+0	0.00E+0	0.00E+0	0.00E+0	0.00E+0	5.80E-1	0.00E+0	0.00E+0	1.00E+0	0.00E+0	0.00E+0	0.00E+0	0.00E+0
MER	[kg]	0.00E+0	0.00E+0	0.00E+0	0.00E+0	0.00E+0	0.00E+0	0.00E+0	0.00E+0	0.00E+0	0.00E+0	0.00E+0	0.00E+0	0.00E+0	0.00E+0	0.00E+0	0.00E+0
EEE	[MJ]	1.31E-3	0.00E+0	1.09E-2	0.00E+0	0.00E+0	0.00E+0	0.00E+0	0.00E+0	0.00E+0	0.00E+0	0.00E+0	0.00E+0	5.00E-3	1.39E+0	0.00E+0	0.00E+0
EET	[MJ]	2.68E-3	0.00E+0	2.26E-2	0.00E+0	0.00E+0	0.00E+0	0.00E+0	0.00E+0	0.00E+0	0.00E+0	0.00E+0	0.00E+0	1.03E-2	2.85E+0	0.00E+0	0.00E+0

Caption: HWD = Hazardous waste disposed; NHWD = Non-hazardous waste disposed; RWD = Radioactive waste disposed; CRU = Components for re-use; MFR = Materials for recycling; MER = Materials for energy recovery; EEE = Exported electrical energy; EEE = Exported thermal energy

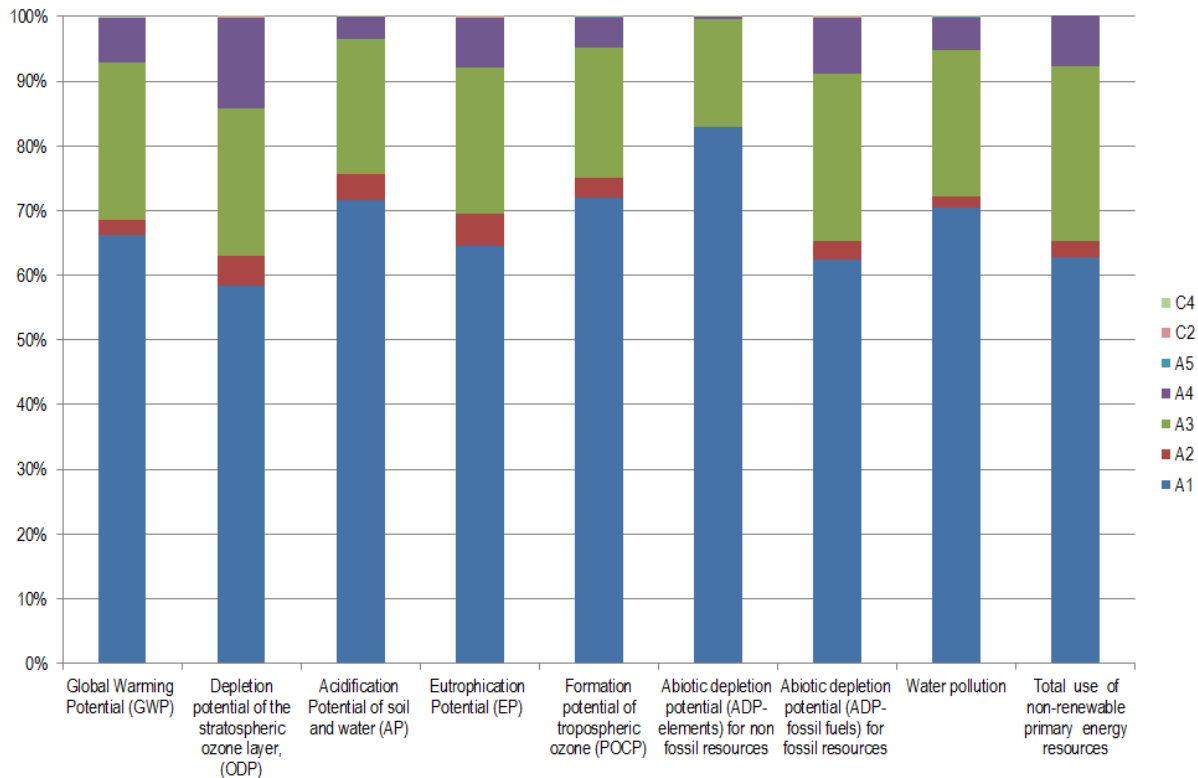
Other end of life scenarios have been calculated in order to build specific end of life scenario at the building level:

- scenario 1: the product is considered to be 100% incinerated
- scenario 2: the product is considered to be 100% landfilled
- scenario 3: the product is considered to be 100% recycled

6. LCA: Interpretation

This chapter contains an interpretation of the Life Cycle Impact Assessment categories. When expressed as a percentage, the impact refers to its magnitude expressed as a percentage of total product impact across all modules, with the exception of module D. The majority of the product's impacts are

due to the extraction and supply of raw materials (A1). The manufacturing stage (A3) represents a significant percentage of the impacts, as does the transportation of the finished product (A4), especially for the indicator concerning ozone depletion.



7. Requisite evidence

No testing results are required by the PCR part B.

8. References

ISO 14040

ISO 14040:2006-10, Environmental management – Life cycle assessment – Principles and framework (ISO 14040:2006).” German and English version EN ISO 14040:2006

DIN EN ISO 14044

DIN EN ISO 14044:2006-10, Environmental Management — Life Cycle Assessment Requirements and Instructions (ISO 14044:2006); German and English version EN ISO 14044:2006

CEN/TR 15941

CEN/TR 15941:2010-03, Sustainability of construction works —Environmental Product Declarations — Methodology for selection and use of generic data; German version CEN/TR 15941:2010

EN 1527

EN 1527:2013, Hardware for sliding doors and folding doors – Requirements and test methods

FD P01-015

FD P01-015:2006, Environmental quality of construction products - Energy and transport data sheet

European Waste Code

epa - European Waste Catalogue and Hazardous Waste List - 01-2002.

Ecoinvent 3.1

Ecoinvent 3.1 - Allocation Recycling database.

IBU PCR part A



Part A: Calculation Rules for the Life Cycle
Assessment and Requirements on the Project report

IBU PCR part B

Part B: Requirements on the EPD for Locks and fittings

Institut Bauen und Umwelt

Institut Bauen und Umwelt e.V., Berlin(pub.):
Generation of Environmental Product Declarations
(EPDs);

General principles

for the EPD range of Institut Bauen und Umwelt e.V.
(IBU), 2013/04

www.bau-umwelt.de

ISO 14025

DIN EN ISO 14025:2011-10: Environmental labels and
declarations — Type III environmental declarations —
Principles and procedures

EN 15804

EN 15804:2012-04+A1 2013: Sustainability of
construction works — Environmental Product
Declarations — Core rules for the product category of
construction products

**Publisher**

Institut Bauen und Umwelt e.V.
Panoramastr. 1
10178 Berlin
Germany

Tel +49 (0)30 3087748- 0
Fax +49 (0)30 3087748- 29
Mail info@bau-umwelt.com
Web www.bau-umwelt.com

**Programme holder**

Institut Bauen und Umwelt e.V.
Panoramastr 1
10178 Berlin
Germany

Tel +49 (0)30 - 3087748- 0
Fax +49 (0)30 – 3087748 - 29
Mail info@bau-umwelt.com
Web www.bau-umwelt.com

**Author of the Life Cycle Assessment**

CETIM
rue de la Presse 7
42952 Saint-Etienne Cedex 1
France

Tel 0033477794042
Fax 0033477794107
Mail sqr@cetim.fr
Web www.cetim.fr

**Owner of the Declaration**

ARGE; European Federation of
Associations of Lock and Builders
Hardware Manufacturers
Offerstraße 12
42551 Velbert
Germany

Tel +49 (0)2051 9506 36
Fax +49 (0)2051 9506 25
Mail info@arge.org
Web www.arge.org